Hector Kobbekaduwa Agrarian Research and Training Institute
Data Management Division
(Wholesale Prices of Rice & Subsidiary Food Crops)

2026.01.29

Item	Pettah				Marandagahamula			
	Range	Average		Change *	Range	Average		Change *
	2026.01.29	2026.01.29	2026.01.28		2026.01.29	2026.01.29	2026.01.28	
Rice (Rs/kg)								
Samba 1	245.00 - 250.00	248.00	257.00	-9.00	263.00 - 283.00	274.80	274.40	0.40
Samba 2	240.00 - 242.00	241.00	250.50	-9.50	240.00 - 255.00	248.20	248.60	-0.40
Keeri Samba	340.00 - 360.00	350.00	347.50	2.50	340.00 - 343.00	341.20	341.20	
Nadu 1	220.00 - 225.00	221.80	221.20	0.60	224.00 - 228.00	226.40	225.80	0.60
Nadu 2	215.00 - 218.00	216.50	216.50		200.00 - 214.00	207.20	207.40	-0.20
Raw red	200.00 - 205.00	203.00	203.00		190.00 - 204.00	198.00	194.80	3.20
Raw White	205.00 - 210.00	207.00	206.00	1.00	190.00 - 204.00	198.00	197.80	0.20
Imported Rice								
Ponne Samba	235.00 - 240.00	237.50	237.50		234.00 - 234.00	234.00	234.00	
Nadu	-				-			
Raw White	-				-			
Raw red								
Subsidiary Food Crops								
Dried Chillies (Rs/Kg)								
Imported	780.00 - 850.00	815.00	790.00	25.00				
Local								
Onion (Rs/Kg)								
Sinnan	160.00 - 180.00	170.00						
Vedalan	-							
Imported	210.00 - 240.00	225.00	235.00	-10.00				
Big Onion								
Imported	165.00 - 180.00	174.00	145.00	29.00				
Local	-							
Potatoes (Rs/Kg)								
Welimada	-							
Nuwaraeliya	400.00 - 430.00	414.00	414.00					
Imported	115.00 - 225.00	181.00	186.00	-5.00				
Pulses (Rs/Kg)								
Green Gram	600.00 - 650.00	636.00	636.00					
Cowpea	650.00 - 750.00	700.00	682.50	17.50				
Red Dhal	235.00 - 240.00	238.00	238.00					
Consumption Item(Rs/Kg)								
Sugar(White)	195.00 - 196.00	195.50	196.00	-0.50				
Wheat Flour	145.00 - 176.00	160.50	160.00	0.50				
Eggs (Rs/Egg)								
Brown	31.00 - 32.00	31.50	31.50					
White	29.00 - 30.00	29.50	29.50					

Data Management Division
Hector Kobbekaduwa Agrarian
Research and Training Institute
P.O. Box 1522
Colombo.

Hector Kobbekaduwa Agrarian Research and Training Institute
Data Management Division

Variety	2026.01.29 Peliyagoda Market	2026.01.29 Kandy Market	2026.01.29 Dambulla Market	2026.01.28 Meegoda Market	2026.01.29 Norochchole Market	2026.01.29 Thambuththegama Market	2026.01.29 Keppetipola Market	2026.01.29 Nuwaraeliya Market	2026.01.29 Bandarawela Market	2026.01.28 Veyangoda Market
Up Country Vegetable										
Beans	200 - 250	300 - 350	250 - 300	300 - 350	-	300 - 350	280 - 320	320 - 350	240 - 260	300 - 460
Carrot	280 - 320	300 - 340	240 - 330	300 - 370	-	330 - 350	280 - 300	320 - 330	250 - 280	280 - 360
Leeks	250 - 280	330 - 350	300 - 350	320 - 350	-	280 - 350	250 - 280	280 - 290	280 - 300	300 - 340
Beet root	400 - 450	250 - 300	200 - 230	270 - 300	250 - 350	260 - 300	-	-	-	250 - 300
Beet root (N Eliya)	500 - 550	400 - 420	300 - 320	-	-	-	280 - 320	320 - 330	350 - 400	-
Knolkhol	150 - 160	180 - 200	100 - 130	170 - 200	100 - 120	-	200 - 230	210 - 220	180 - 220	180 - 220
Raddish	60 - 80	80 - 100	40 - 60	100 - 120	10 - 40	70 - 100	50 - 70	90 - 110	60 - 70	80 - 120
Cabbage (N'Eliya)	-	220 - 230	-	-	-	-	200 - 220	260 - 270	170 - 220	-
Cabbage (Kandy)	220 - 250	180 - 200	150 - 180	200 - 270	120 - 150	160 - 200	-	-	-	220 - 260
Tomato	300 - 350	300 - 330	250 - 300	400 - 450	-	270 - 330	320 - 350	340 - 360	300 - 320	400 - 450
Low country Vegetable										
Ladies Fingers	80 - 100	220 - 230	160 - 200	180 - 240	200 - 220	120 - 160	-	-	170 - 190	200 - 250
Brinjals	100 - 160	170 - 200	120 - 160	170 - 200	90 - 150	150 - 200	100 - 130	-	100 - 140	150 - 190
Capsicum	650 - 700	750 - 780	650 - 800	800 - 850	700 - 800	750 - 850	700 - 800	760 - 800	650 - 700	800 - 900
Pumpkin	70 - 100	80 - 90	70 - 80	80 - 100	70 - 80	80 - 100	80 - 90	-	80 - 100	90 - 110
Cucumber	30 - 40	60 - 70	35 - 50	40 - 60	10 - 40	20 - 30	50 - 60	-	90 - 100	40 - 60
Bitter Gourd	450 - 500	400 - 420	450 - 500	450 - 520	-	420 - 480	-	-	450 - 470	500 - 550
Snake Gourd	150 - 200	180 - 200	150 - 200	220 - 250	130 - 150	160 - 220	-	-	200 - 200	200 - 240
Drumstick	-		-	-	-	-	-	-	-	-
Luffa	300 - 400	350 - 380	220 - 270	280 - 300	220 - 300	300 - 350	-	-	330 - 340	270 - 300
Long Beans	60 - 120	150 - 180	120 - 160	140 - 190	80 - 100	130 - 160	-	-	140 - 150	150 - 180
Ash Plantains	150 - 180	150 - 180	150 - 170	160 - 200	-	130 - 160	-	-	160 - 180	180 - 200
Green Chillies	400 - 500	350 - 380	350 - 450	450 - 500	400 - 400	500 - 560	350 - 400	-	430 - 460	450 - 530
Lime	120 - 160	120 - 140	80 - 100	120 - 140	-	100 - 120	-	-	150 - 170	120 - 160
Sweet Potatoe	150 - 180	160 - 180	150 - 180	150 - 170	-	180 - 220	220 - 230	-	180 - 200	150 - 180
Manioc	70 - 100	100 - 110	80 - 100	100 - 110	80 - 100	90 - 110	80 - 90	-	-	110 - 120
Eggplant	200 - 250	260 - 280	230 - 280	330 - 360	-	150 - 220			270 - 300	280 - 340
Potato(Imported)	115 - 225	125 - 135	120 - 125	115 - 130	-	125 - 140	-	-	130 - 150	110 - 125
Potato (Welimada)	-	-	-	310 - 320	-	-	320 - 350	-	330 - 350	-
Potato (Nuwaraeliya)	400 - 430	360 - 380	-	370 - 380	-	-	-	330 - 350	-	-
B'Onion Imported	165 - 180	150 - 180	160 - 170	135 - 165	-	160 - 180	180 - 200	-	155 - 160	138 - 165
Big-onion Local	-	-	-	-	-	-	-	-	-	-
Banana										
Ambul(Rs/Kg)	120 - 150	120 - 130								-
Kolikuttu	180 - 220	200 - 220								-
Seeni	100 - 140	120 - 140								-
Anamalu (Rs/Fruits)	30 - 40	-								-
Papaya (Rs/Kg)	300 - 400	340 - 350								-
Passion Fruits(Rs/Fruit	85 - 100									-
Other Fruits (Rs/Fruit)										
Pineapple - Large	360 - 430									
- Medium	280 - 330									-
- Small	220 - 260									-
Mango - Betti	-									
- Karathakol	170 - 235									-
Woodapple	50 - 60									-
Avocado	400 - 500									-
Orange	35 - 50									-

Data Management Division
Hector Kobbekaduwa Agrarian
Research and Training Institute
P.O. Box 1522

හෙක්ටර් කොබ්බෑකඩුව ගොවිකටයුතු පර්යේෂණ හා පුහුණු කිරීමේ ආයතනය

Hector Kobbekaduwa Agrarian Research and Training Institute

දත්ත කළමනාකරණ අංශය

තොග මිල ගණන් (කිලෝවකට රුපියල්)

Wholesale Prices (Rs/Kg)

වර්ගය	2026.01.29 පැලියගොඩ වෙළඳපොළ	2026.01.29 මහනුවර වෙළඳපොළ	2026.01.29 දඹුල්ල වෙළඳපොළ	2026.01.28 මීගොඩ වෙළඳපොළ	2026.01.29 නොරොච්චෝලේ වෙළඳපොළ	2026.01.29 තඹුත්තේගම වෙළඳපොළ	2026.01.29 කැප්පෙටිපොළ වෙළඳපොළ	2026.01.29 නුවරඑළිය වෙළඳපොළ	2026.01.29 බණ්ඩාරවෙල වෙළඳපොළ	2026.01.28 වෙයන්ගොඩ වෙළඳපොළ
උඩරට එළවළු										
බෝංචි	200 - 250	300 - 350	250 - 300	300 - 350	-	300 - 350	280 - 320	320 - 350	240 - 260	300 - 460
කැරට්	280 - 320	300 - 340	240 - 330	300 - 370	-	330 - 350	280 - 300	320 - 330	250 - 280	280 - 360
ලීක්ස්	250 - 280	330 - 350	300 - 350	320 - 350	-	280 - 350	250 - 280	280 - 290	280 - 300	300 - 340
බීට්රූට්	400 - 450	250 - 300	200 - 230	270 - 300	250 - 350	260 - 300	-	-	-	250 - 300
බීට්රූට් (නුවරඑළිය)	500 - 550	400 - 420	300 - 320	-	-	-	280 - 320	320 - 330	350 - 400	-
නෝකෝල්	150 - 160	180 - 200	100 - 130	170 - 200	100 - 120	-	200 - 230	210 - 220	180 - 220	180 - 220
රාබු	60 - 80	80 - 100	40 - 60	100 - 120	10 - 40	70 - 100	50 - 70	90 - 110	60 - 70	80 - 120
ගෝවා (නුවරඑළිය)	-	220 - 230	-	-	-	-	200 - 220	260 - 270	170 - 220	-
ගෝවා (නුවර)	220 - 250	180 - 200	150 - 180	200 - 270	120 - 150	160 - 200	-	-	-	220 - 260
තක්කාලි	300 - 350	300 - 330	250 - 300	400 - 450	-	270 - 330	320 - 350	340 - 360	300 - 320	400 - 450
පහතරට එළවළු										
බණ්ඩක්කා	80 - 100	220 - 230	160 - 200	180 - 240	200 - 220	120 - 160	-	-	170 - 190	200 - 250
වම්බටු	100 - 160	170 - 200	120 - 160	170 - 200	90 - 150	150 - 200	100 - 130	-	100 - 140	150 - 190
මාළු මිරිස්	650 - 700	750 - 780	650 - 800	800 - 850	700 - 800	750 - 850	700 - 800	760 - 800	650 - 700	800 - 900
වට්ටක්කා	70 - 100	80 - 90	70 - 80	80 - 100	70 - 80	80 - 100	80 - 90	-	80 - 100	90 - 110
පිපිඤ්ඤා	30 - 40	60 - 70	35 - 50	40 - 60	10 - 40	20 - 30	50 - 60	-	90 - 100	40 - 60
කරවිල	450 - 500	400 - 420	450 - 500	450 - 520	-	420 - 480	-	-	450 - 470	500 - 550
පතෝල	150 - 200	180 - 200	150 - 200	220 - 250	130 - 150	160 - 220	-	-	200 - 200	200 - 240
මුරුංගා	-		-	-	-	-	-	-	-	-
වැටකොළු	300 - 400	350 - 380	220 - 270	280 - 300	220 - 300	300 - 350	-	-	330 - 340	270 - 300
මෑකරල්	60 - 120	150 - 180	120 - 160	140 - 190	80 - 100	130 - 160	-	-	140 - 150	150 - 180
අළු කෙසෙල්	150 - 180	150 - 180	150 - 170	160 - 200	-	130 - 160	-	-	160 - 180	180 - 200
අමු මිරිස්	400 - 500	350 - 380	350 - 450	450 - 500	400 - 400	500 - 560	350 - 400	-	430 - 460	450 - 530
දෙහි	120 - 160	120 - 140	80 - 100	120 - 140	-	100 - 120	-	-	150 - 170	120 - 160
බතල	150 - 180	160 - 180	150 - 180	150 - 170	-	180 - 220	220 - 230	-	180 - 200	150 - 180
මඤ්ඤොක්කා	70 - 100	100 - 110	80 - 100	100 - 110	80 - 100	90 - 110	80 - 90	-	-	110 - 120
එළබටු	200 - 250	260 - 280	230 - 280	330 - 360	-	150 - 220			270 - 300	280 - 340
අර්තාපල් (ආනයනික)	115 - 225	125 - 135	120 - 125	115 - 130	-	125 - 140	-	-	130 - 150	110 - 125
අර්තාපල් (වැලිමඩ)	-	-	-	310 - 320	-	-	320 - 350	-	330 - 350	-
අර්තාපල් (නුවරඑළිය)	400 - 430	360 - 380	-	370 - 380	-	-	-	330 - 350	-	-
ලොකුළූණු (ආනයනික)	165 - 180	150 - 180	160 - 170	135 - 165	-	160 - 180	180 - 200	-	155 - 160	138 - 165
ලොකුළූණු දේශීය	-	-	-	-	-	-	-	-	-	-
කෙසෙල්										
ඇඹුල් (කිලෝවකට)	120 - 150	120 - 130								-
කෝලිකුට්ටු (කිලෝවකට)	180 - 220	200 - 220								-
සීනි (කිලෝවකට)	100 - 140	120 - 140								-
ආනමාළු (එකකට රු.)	30 - 40	-								-
ගස්ලබු (කිලෝවකට))	300 - 400	340 - 350								-
වැල්දොඩම් (එකකට රු.)	85 - 100									-
පළතුරු (එකකට රු.)										
අන්නාස -ලොකු ප්‍රමාණය	360 - 430									
- මධ්‍යම ප්‍රමාණය	280 - 330									-
- කුඩා ප්‍රමාණය	220 - 260									-
අඹ - බෙට්ටි	-									
-කර්තකොලොම්බන්	170 - 235									-
දිවුල්	50 - 60									-
අලිපේර	400 - 500									-
දොඩම්	35 - 50									-

Note:
Usually, the price collection for Veyangoda and Meegoda wholesale markets is done the previous day between 6.00 pm and 8.30 pm, and for all other wholesale markets, the price collection is done between 7.00 am and 2.00 pm.

Data Management Division
Hector Kobbekaduwa Agrarian Research and Training Institute
P.O. Box 1522
Colombo.

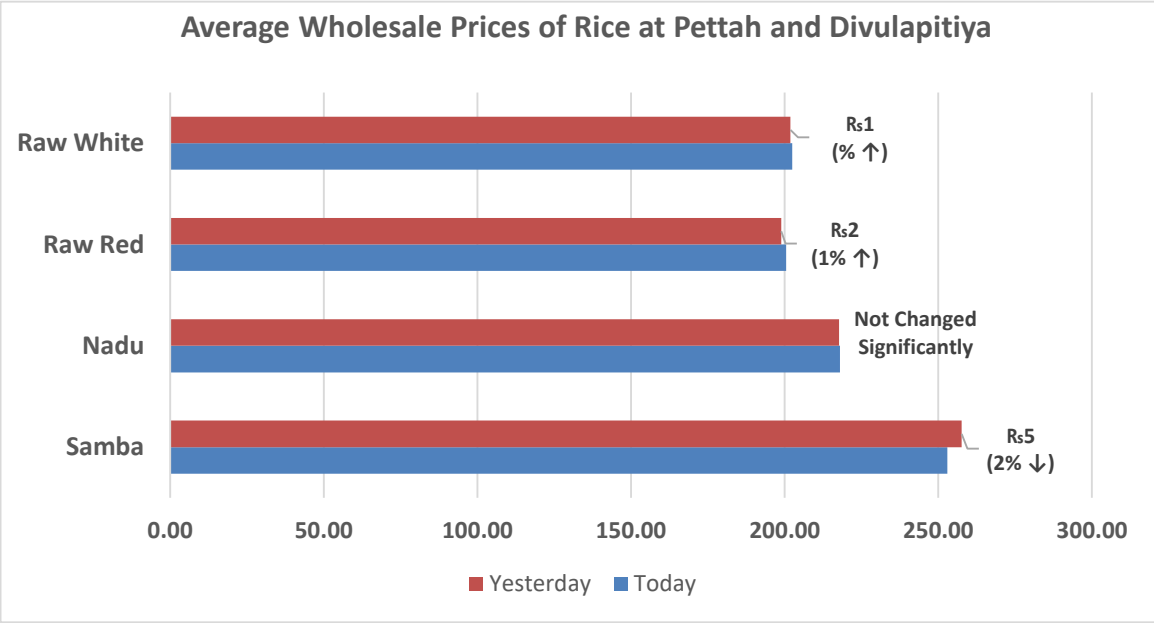
Average Wholesale Prices of Rice at Pettah and Divulapitiya
Raw White
Raw Red
Nadu
Samba
Rs1
(% ↑)
Rs2
(1% ↑)
Not Changed
Significantly
Rs5
(2% ↓)
0.00
50.00
100.00
150.00
200.00
250.00
300.00
Yesterday
Today

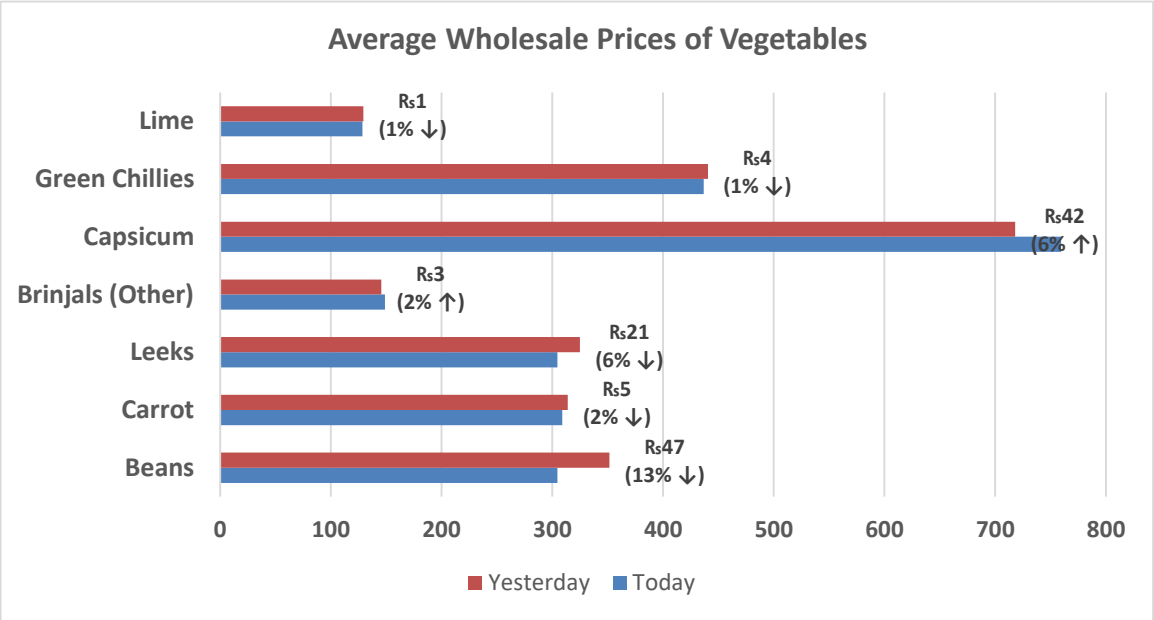
Average Wholesale Prices of Vegetables
Lime
Green Chillies
Capsicum
Brinjals (Other)
Leeks
Carrot
Beans
Rs1
(1% ↓)
Rs4
(1% ↓)
Rs42
(6% ↑)
Rs3
(2% ↑)
Rs21
(6% ↓)
Rs5
(2% ↓)
Rs47
(13% ↓)
0
100
200
300
400
500
600
700
800
Yesterday
Today

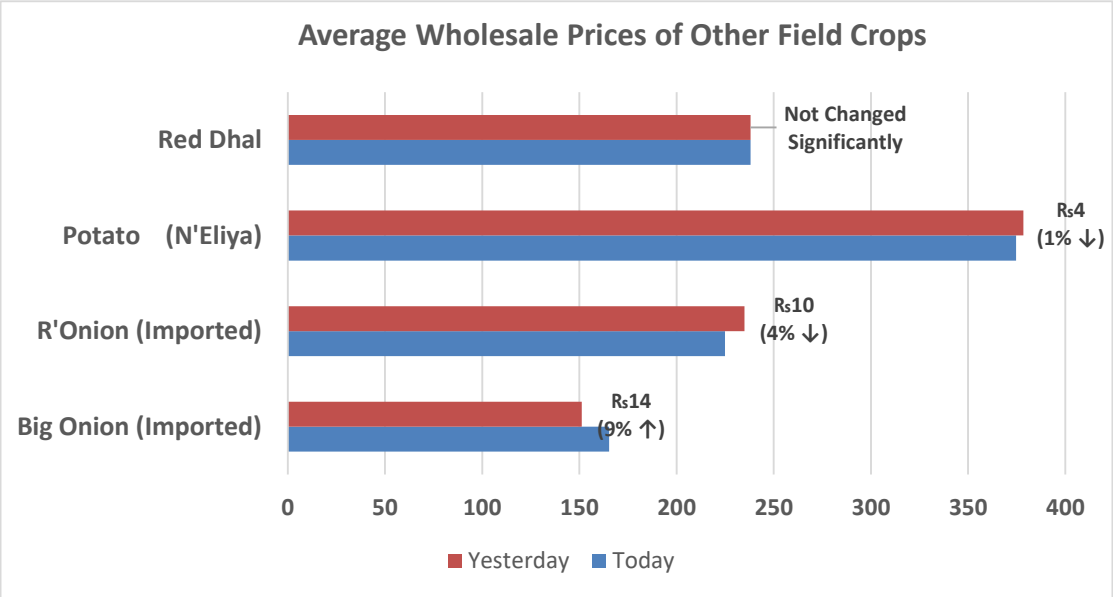
Average Wholesale Prices of Other Field Crops
Red Dhal
Potato (N'Eliya)
R'Onion (Imported)
Big Onion (Imported)
Not Changed Significantly
Rs4 (1% ↓)
Rs10 (4% ↓)
Rs14 (9% ↑)
0
50
100
150
200
250
300
350
400
Yesterday
Today

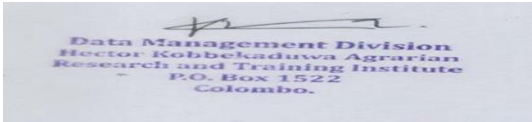
Data Management Division
Hector Kobbekaduwa Agrarian
Research and Training Institute
P.O. Box 1522
Colombo.