Hector Kobbekaduwa Agrarian Research and Training Institute
Data Management Division
(Wholesale Prices of Rice & Subsidiary Food Crops)

2026.01.23

Item	Pettah				Marandagahamula			
	Range	Average		Change *	Range	Average		Change *
	2026.01.23	2026.01.23	2026.01.22		2026.01.23	2026.01.23	2026.01.22	
Rice (Rs/kg)								
Samba 1	260.00 - 265.00	261.00	261.40	-0.40	267.00 - 283.00	276.00	273.20	2.80
Samba 2	255.00 - 258.00	256.50	256.50		245.00 - 256.00	250.40	251.20	-0.80
Keeri Samba	340.00 - 360.00	350.00	350.00		335.00 - 343.00	338.60	337.40	1.20
Nadu 1	222.00 - 225.00	223.80	224.40	-0.60	227.00 - 228.00	227.60	227.40	0.20
Nadu 2	218.00 - 220.00	219.50	219.00	0.50	200.00 - 210.00	205.60	207.40	-1.80
Raw red	200.00 - 205.00	202.00	207.00	-5.00	200.00 - 210.00	204.60	205.00	-0.40
Raw White	200.00 - 210.00	205.00	208.00	-3.00	192.00 - 202.00	197.40	200.20	-2.80
Imported Rice								
Ponne Samba	235.00 - 240.00	237.50	237.50		234.00 - 234.00	234.00	234.00	
Nadu	-				-			
Raw White	-				-			
Raw red								
Subsidiary Food Crops								
Dried Chillies (Rs/Kg)								
Imported	750.00 - 800.00	775.00	725.00	50.00				
Local								
Onion (Rs/Kg)								
Sinnan	-		195.00					
Vedalan	-							
Imported	300.00 - 320.00	310.00	290.00	20.00				
Big Onion								
Imported	110.00 - 150.00	134.00	116.00	18.00				
Local	-							
Potatoes (Rs/Kg)								
Welimada	-							
Nuwaraeliya	400.00 - 430.00	414.00	414.00					
Imported	120.00 - 270.00	210.00	190.00	20.00				
Pulses (Rs/Kg)								
Green Gram	600.00 - 650.00	630.00	630.00					
Cowpea	750.00 - 800.00	775.00	775.00					
Red Dhal	240.00 - 250.00	246.00	248.00	-2.00				
Consumption Item(Rs/Kg)								
Sugar(White)	196.00 - 198.00	197.00	196.50	0.50				
Wheat Flour	145.00 - 175.00	160.00	160.00					
Eggs (Rs/Egg)								
Brown	33.00 - 34.00	33.50	34.50	-1.00				
White	31.00 - 32.00	31.50	32.50	-1.00				

Data Management Division
Hector Kobbekaduwa Agrarian
Research and Training Institute
P.O. Box 1522
Colombo.

Hector Kobbekaduwa Agrarian Research and Training Institute
Data Management Division

Variety	2026.01.23 Peliyagoda Market	2026.01.23 Kandy Market	2026.01.23 Dambulla Market	2026.01.22 Meegoda Market	2026.01.23 Norochchole Market	2026.01.23 Thambuththegama Market	2026.01.23 Keppetipola Market	2026.01.23 Nuwaraeliya Market	2026.01.23 Bandarawela Market	2026.01.22 Veyangoda Market
Up Country Vegetable										
Beans	450 - 500	350 - 400	300 - 380	380 - 450	-	360 - 400	380 - 420	420 - 440	360 - 400	380 - 420
Carrot	250 - 300	280 - 300	250 - 350	300 - 350	-	300 - 350	250 - 300	320 - 330	260 - 300	280 - 330
Leeks	220 - 250	280 - 300	250 - 300	280 - 300	-	270 - 320	230 - 250	270 - 280	270 - 280	260 - 300
Beet root	350 - 400	430 - 450	400 - 430	450 - 500	500 - 550	450 - 500	-	-	-	400 - 450
Beet root (N Eliya)	450 - 500	460 - 480	460 - 480	-	-	-	350 - 400	350 - 380	350 - 400	-
Knolkhol	200 - 230	180 - 200	160 - 200	200 - 230	140 - 160	-	250 - 300	250 - 260	250 - 280	220 - 230
Raddish	60 - 100	100 - 130	80 - 110	120 - 140	25 - 40	80 - 110	70 - 80	80 - 120	60 - 70	80 - 100
Cabbage (N'Eliya)	-	230 - 240	-	-	-	-	180 - 200	210 - 230	160 - 200	-
Cabbage (Kandy)	150 - 200	180 - 200	160 - 200	220 - 250	120 - 160	140 - 180	-	-	-	180 - 230
Tomato	280 - 320	350 - 380	320 - 350	300 - 370	220 - 320	300 - 360	300 - 330	340 - 360	280 - 310	300 - 380
Low country Vegetable										
Ladies Fingers	180 - 220	250 - 260	220 - 250	270 - 310	280 - 300	200 - 270	-	-	210 - 230	240 - 280
Brinjals	120 - 180	150 - 180	140 - 200	160 - 180	120 - 180	80 - 120	150 - 200	-	150 - 200	150 - 190
Capsicum	550 - 600	550 - 600	600 - 650	720 - 750	600 - 700	550 - 650	650 - 700	660 - 720	630 - 680	700 - 780
Pumpkin	70 - 100	80 - 90	60 - 80	80 - 100	70 - 100	50 - 70	70 - 80	-	70 - 85	70 - 90
Cucumber	60 - 100	100 - 120	100 - 120	100 - 130	50 - 100	60 - 80	100 - 120	-	110 - 120	90 - 120
Bitter Gourd	450 - 500	380 - 400	400 - 460	480 - 520	-	350 - 400	-	-	480 - 520	500 - 540
Snake Gourd	180 - 250	180 - 200	160 - 210	260 - 300	130 - 160	150 - 200	-	-	220 - 230	230 - 250
Drumstick	-		-	-	-	-	-	-	-	-
Luffa	400 - 500	430 - 450	400 - 450	470 - 500	300 - 400	400 - 450	-	-	380 - 400	480 - 540
Long Beans	150 - 200	180 - 200	150 - 200	180 - 220	140 - 160	140 - 200	-	-	150 - 160	170 - 220
Ash Plantains	160 - 180	160 - 180	160 - 180	170 - 200	-	120 - 150	-	-	190 - 200	160 - 180
Green Chillies	500 - 550	450 - 500	400 - 450	450 - 500	450 - 450	400 - 500	380 - 420	-	380 - 420	450 - 500
Lime	100 - 150	80 - 90	100 - 120	100 - 120	-	60 - 90	-	-	120 - 150	100 - 120
Sweet Potatoe	220 - 240	180 - 200	170 - 200	170 - 190	-	180 - 210	200 - 220	-	190 - 200	200 - 220
Manioc	70 - 100	90 - 100	90 - 110	90 - 110	80 - 100	80 - 100	90 - 110	-	-	120 - 140
Eggplant	250 - 300	300 - 330	280 - 350	340 - 370	-	200 - 280			330 - 340	300 - 350
Potato(Imported)	120 - 270	130 - 140	120 - 135	115 - 125	-	125 - 145	-	-	150 - 160	115 - 135
Potato (Welimada)	-	-	-	340 - 350	-	-	320 - 350	-	330 - 350	-
Potato (Nuwaraeliya)	400 - 430	390 - 400	-	380 - 390	-	-	-	340 - 350	-	-
B'Onion Imported	110 - 150	120 - 155	125 - 145	100 - 145	-	110 - 153	155 - 165	-	140 - 155	100 - 145
Big-onion Local	-	-	-	-	-	-	-	-	-	-
Banana										
Ambul(Rs/Kg)	120 - 160	130 - 150								-
Kolikuttu	220 - 230	220 - 230								-
Seeni	100 - 120	120 - 140								-
Anamalu (Rs/Fruits)	30 - 40	-								-
Papaya (Rs/Kg)	300 - 380	280 - 290								-
Passion Fruits(Rs/Fruit	90 - 110									-
Other Fruits (Rs/Fruit)										
Pineapple - Large	320 - 360									
- Medium	250 - 280									-
- Small	200 - 220									-
Mango - Betti	-									
- Karathakol	135 - 170									-
Woodapple	44 - 60									-
Avocado	400 - 500									-
Orange	33 - 50									-

Data Management Division
Hector Kobbekaduwa Agrarian
Research and Training Institute
P.O. Box 1522

හෙක්ටර් කොබ්බෑකඩුව ගොවිකටයුතු පර්යේෂණ හා පුහුණු කිරීමේ ආයතනය

Hector Kobbekaduwa Agrarian Research and Training Institute

දත්ත කළමනාකරණ අංශය

තොග මිල ගණන් (කිලෝවකට රුපියල්)

Wholesale Prices (Rs/Kg)

වර්ගය	2026.01.23 පැලියගොඩ වෙළඳපොළ	2026.01.23 මහනුවර වෙළඳපොළ	2026.01.23 දඹුල්ල වෙළඳපොළ	2026.01.22 මීගොඩ වෙළඳපොළ	2026.01.23 නොරොච්චෝලේ වෙළඳපොළ	2026.01.23 තඹුත්තේගම වෙළඳපොළ	2026.01.23 කැප්පෙට්පොළ වෙළඳපොළ	2026.01.23 නුවරඑළිය වෙළඳපොළ	2026.01.23 බණ්ඩාරවෙල වෙළඳපොළ	2026.01.22 වෙයන්ගොඩ වෙළඳපොළ
උඩරට එළවළු										
බෝංචි	450 - 500	350 - 400	300 - 380	380 - 450	-	360 - 400	380 - 420	420 - 440	360 - 400	380 - 420
කැරට්	250 - 300	280 - 300	250 - 350	300 - 350	-	300 - 350	250 - 300	320 - 330	260 - 300	280 - 330
ලීක්ස්	220 - 250	280 - 300	250 - 300	280 - 300	-	270 - 320	230 - 250	270 - 280	270 - 280	260 - 300
බීට්රූට්	350 - 400	430 - 450	400 - 430	450 - 500	500 - 550	450 - 500	-	-	-	400 - 450
බීට්රූට් (නුවරඑළිය)	450 - 500	460 - 480	460 - 480	-	-	-	350 - 400	350 - 380	350 - 400	-
නෝකෝල්	200 - 230	180 - 200	160 - 200	200 - 230	140 - 160	-	250 - 300	250 - 260	250 - 280	220 - 230
රාබු	60 - 100	100 - 130	80 - 110	120 - 140	25 - 40	80 - 110	70 - 80	80 - 120	60 - 70	80 - 100
ගෝවා (නුවරඑළිය)	-	230 - 240	-	-	-	-	180 - 200	210 - 230	160 - 200	-
ගෝවා (නුවර)	150 - 200	180 - 200	160 - 200	220 - 250	120 - 160	140 - 180	-	-	-	180 - 230
තක්කාලි	280 - 320	350 - 380	320 - 350	300 - 370	220 - 320	300 - 360	300 - 330	340 - 360	280 - 310	300 - 380
පහතරට එළවළු										
බණ්ඩක්කා	180 - 220	250 - 260	220 - 250	270 - 310	280 - 300	200 - 270	-	-	210 - 230	240 - 280
වම්බටු	120 - 180	150 - 180	140 - 200	160 - 180	120 - 180	80 - 120	150 - 200	-	150 - 200	150 - 190
මාළු මිරිස්	550 - 600	550 - 600	600 - 650	720 - 750	600 - 700	550 - 650	650 - 700	660 - 720	630 - 680	700 - 780
වට්ටක්කා	70 - 100	80 - 90	60 - 80	80 - 100	70 - 100	50 - 70	70 - 80	-	70 - 85	70 - 90
පිපිඤ්ඤා	60 - 100	100 - 120	100 - 120	100 - 130	50 - 100	60 - 80	100 - 120	-	110 - 120	90 - 120
කරවිල	450 - 500	380 - 400	400 - 460	480 - 520	-	350 - 400	-	-	480 - 520	500 - 540
පතෝල	180 - 250	180 - 200	160 - 210	260 - 300	130 - 160	150 - 200	-	-	220 - 230	230 - 250
මුරුංගා	-		-	-	-	-	-	-	-	-
වැටකොළු	400 - 500	430 - 450	400 - 450	470 - 500	300 - 400	400 - 450	-	-	380 - 400	480 - 540
මෑකරල්	150 - 200	180 - 200	150 - 200	180 - 220	140 - 160	140 - 200	-	-	150 - 160	170 - 220
අළු කෙසෙල්	160 - 180	160 - 180	160 - 180	170 - 200	-	120 - 150	-	-	190 - 200	160 - 180
අමු මිරිස්	500 - 550	450 - 500	400 - 450	450 - 500	450 - 450	400 - 500	380 - 420	-	380 - 420	450 - 500
දෙහි	100 - 150	80 - 90	100 - 120	100 - 120	-	60 - 90	-	-	120 - 150	100 - 120
බතල	220 - 240	180 - 200	170 - 200	170 - 190	-	180 - 210	200 - 220	-	190 - 200	200 - 220
මඤ්ඤොක්කා	70 - 100	90 - 100	90 - 110	90 - 110	80 - 100	80 - 100	90 - 110	-	-	120 - 140
එළබටු	250 - 300	300 - 330	280 - 350	340 - 370	-	200 - 280			330 - 340	300 - 350
අර්තාපල් (ආනයනික)	120 - 270	130 - 140	120 - 135	115 - 125	-	125 - 145	-	-	150 - 160	115 - 135
අර්තාපල් (වැලිමඩ)	-	-	-	340 - 350	-	-	320 - 350	-	330 - 350	-
අර්තාපල් (නුවරඑළිය)	400 - 430	390 - 400	-	380 - 390	-	-	-	340 - 350	-	-
ලොකුළූණු (ආනයනික)	110 - 150	120 - 155	125 - 145	100 - 145	-	110 - 153	155 - 165	-	140 - 155	100 - 145
ලොකුළූණු දේශීය	-	-	-	-	-	-	-	-	-	-
කෙසෙල්										
ඇඹුල් (කිලෝවකට)	120 - 160	130 - 150								-
කෝලිකුට්ටු (කිලෝවකට)	220 - 230	220 - 230								-
සීනි (කිලෝවකට)	100 - 120	120 - 140								-
ආනමාළු (එකකට රු.)	30 - 40	-								-
ගස්ලබු (කිලෝවකට))	300 - 380	280 - 290								-
වැල්දොඩම් (එකකට රු.)	90 - 110									-
පළතුරු (එකකට රු.)										
අන්නාස -ලොකු ප්‍රමාණය	320 - 360									
- මධ්‍යම ප්‍රමාණය	250 - 280									-
- කුඩා ප්‍රමාණය	200 - 220									-
අඹ - බෙට්ටි	-									
-කර්තකොලොම්බන්	135 - 170									-
දිවුල්	44 - 60									-
අලිපේර	400 - 500									-
දොඩම්	33 - 50									-

Note:
Usually, the price collection for Veyangoda and Meegoda wholesale markets is done the previous day between 6.00 pm and 8.30 pm, and for all other wholesale markets, the price collection is done between 7.00 am and 2.00 pm.

Data Management Division
Hector Kobbekaduwa Agrarian Research and Training Institute
P.O. Box 1522
Colombo.

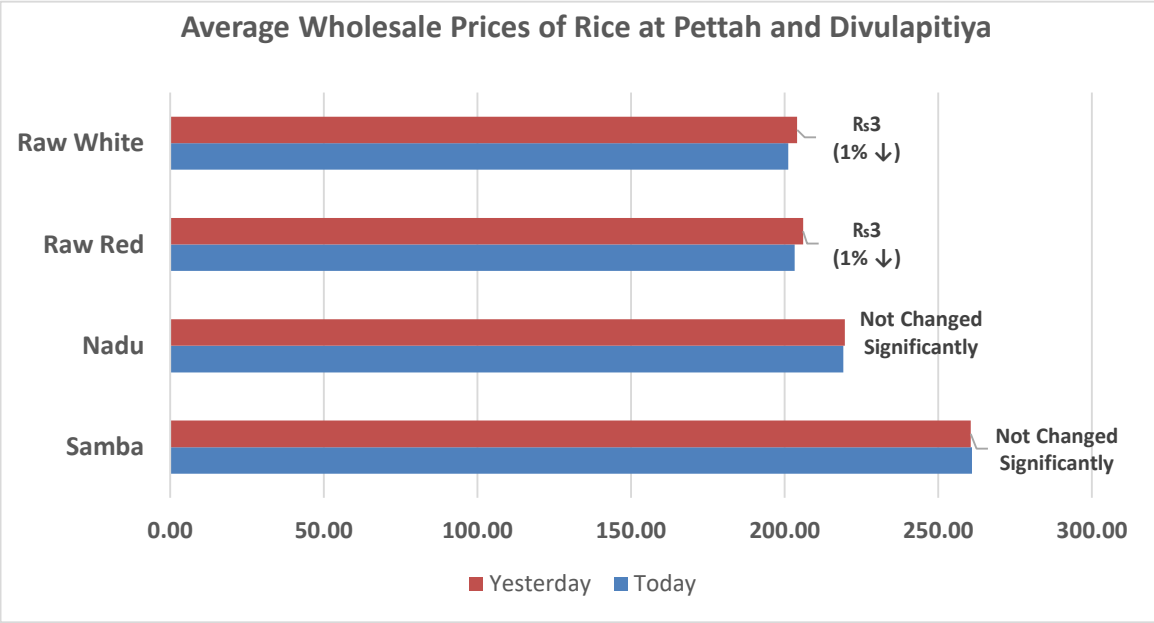
Average Wholesale Prices of Rice at Pettah and Divulapitiya
Raw White
Raw Red
Nadu
Samba
Rs3
(1% ↓)
Rs3
(1% ↓)
Not Changed
Significantly
Not Changed
Significantly
0.00
50.00
100.00
150.00
200.00
250.00
300.00
Yesterday
Today

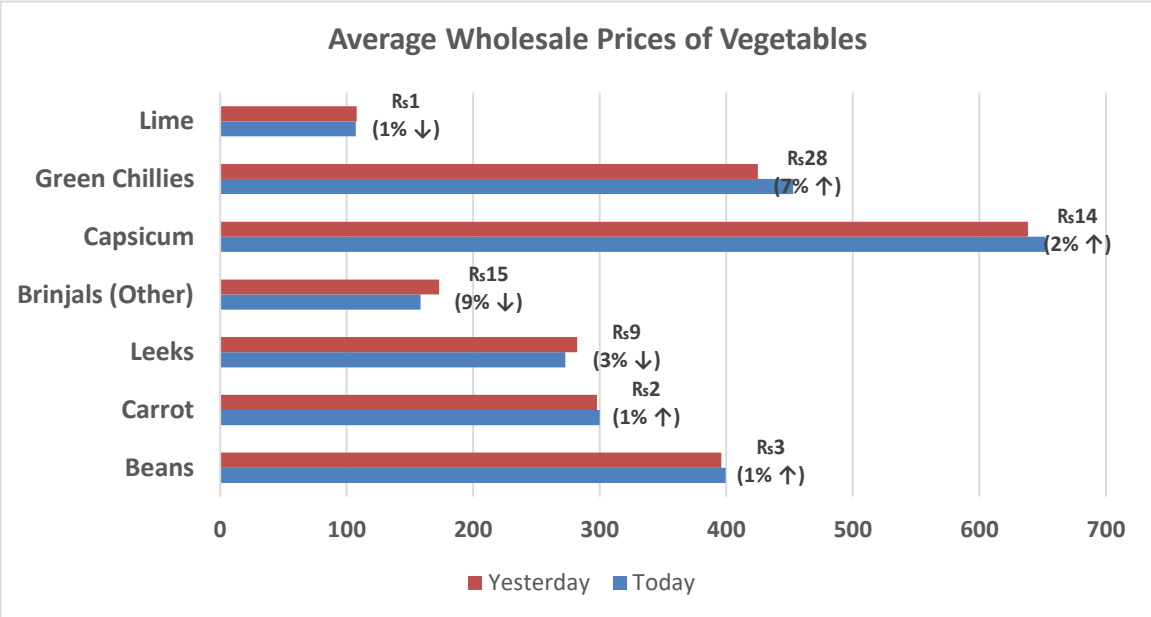
Average Wholesale Prices of Vegetables
Lime
Green Chillies
Capsicum
Brinjals (Other)
Leeks
Carrot
Beans
Rs1
(1% ↓)
Rs28
(7% ↑)
Rs14
(2% ↑)
Rs15
(9% ↓)
Rs9
(3% ↓)
Rs2
(1% ↑)
Rs3
(1% ↑)
0
100
200
300
400
500
600
700
Yesterday
Today

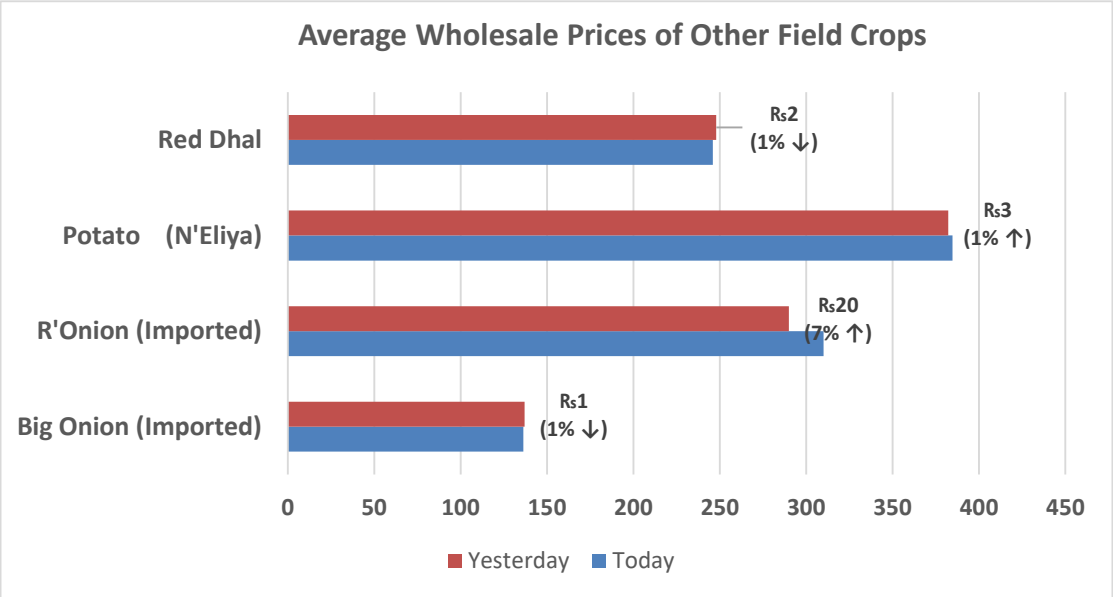
Average Wholesale Prices of Other Field Crops
Red Dhal
Potato (N'Eliya)
R'Onion (Imported)
Big Onion (Imported)
Rs2
(1% ↓)
Rs3
(1% ↑)
Rs20
(7% ↑)
Rs1
(1% ↓)
0
50
100
150
200
250
300
350
400
450
Yesterday
Today

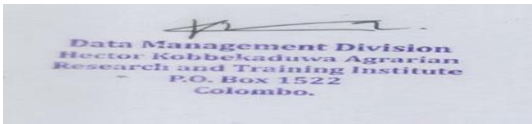
Data Management Division
Hector Kobbekaduwa Agrarian
Research and Training Institute
P.O. Box 1522
Colombo.