Hector Kobbekaduwa Agrarian Research and Training Institute
Data Management Division
(Wholesale Prices of Rice & Subsidiary Food Crops)

2025.09.17

Item	Pettah				Marandagahamula			
	Range	Average		Change *	Range	Average		Change *
	2025.09.17	2025.09.17	2025.09.16		2025.09.17	2025.09.17	2025.09.16	
Rice (Rs/kg)								
Samba 1	240.00 - 250.00	245.00	243.00	2.00	242.00 - 250.00	245.40	245.60	-0.20
Samba 2	235.00 - 238.00	236.50	232.50	4.00	230.00 - 239.00	235.20	234.80	0.40
Keeri Samba	290.00 - 320.00	305.00	305.00		295.00 - 300.00	298.00	298.00	
Nadu 1	210.00 - 220.00	213.00	213.00		220.00 - 225.00	222.40	222.40	
Nadu 2	205.00 - 208.00	206.50	202.50	4.00	195.00 - 200.00	197.60	195.80	1.80
Raw red	190.00 - 205.00	197.00	197.00		186.00 - 192.00	188.40	189.00	-0.60
Raw White	190.00 - 200.00	196.00	196.00		184.00 - 192.00	187.40	187.20	0.20
Imported Rice								
Ponne Samba	-				-			
Nadu	-				-			
Raw White	205.00 - 210.00	207.50	207.50		-			
Raw red								
Subsidiary Food Crops								
Dried Chillies (Rs/Kg)								
Imported	600.00 - 650.00	620.00	620.00					
Local								
Onion (Rs/Kg)								
Sinnan	-		170.00					
Vedalan	260.00 - 300.00	280.00	270.00	10.00				
Imported	220.00 - 230.00	225.00	235.00	-10.00				
Big Onion								
Imported	100.00 - 145.00	122.50	140.00	-17.50				
Local	145.00 - 160.00	152.50	145.00	7.50				
Potatoes (Rs/Kg)								
Welimada	200.00 - 230.00	215.00	215.00					
Nuwaraeliya	240.00 - 270.00	250.00	245.00	5.00				
Imported	170.00 - 185.00	177.50	175.00	2.50				
Pulses (Rs/Kg)								
Green Gram	780.00 - 850.00	815.00	805.00	10.00				
Cowpea (White)	1100.00 - 1150.00	1125.00	1125.00					
Red Dhal	235.00 - 245.00	239.00	239.00					
Consumption Item(Rs/Kg)								
Sugar(White)	215.00 - 217.00	216.00	217.00	-1.00				
Wheat Flour	170.00 - 185.00	177.50	177.50					
Eggs (Rs/Egg)								
Brown	30.00 - 32.00	31.00	31.00					
White	26.00 - 29.00	27.50	28.00	-0.50				

Data Management Division
Hector Kobbekaduwa Agrarian
Research and Training Institute
P.O. Box 1522
Colombo.

Hector Kobbekaduwa Agrarian Research and Training Institute
Data Management Division

Variety	2025.09.17 Peliyagoda Market	2025.09.17 Kandy Market	2025.09.17 Dambulla Market	2025.09.16 Meegoda Market	2025.09.17 Norochchole Market	2025.09.17 Thambuththegama Market	2025.09.17 Keppetipola Market	2025.09.17 Nuwaraeliya Market	2025.09.17 Bandarawela Market	2025.09.16 Veyangoda Market
Up Country Vegetable										
Beans	250 - 350	280 - 320	300 - 350	340 - 370	-	400 - 450	300 - 315	310 - 330	330 - 350	330 - 370
Carrot	120 - 160	160 - 180	140 - 200	180 - 230	-	220 - 250	130 - 140	180 - 190	150 - 180	170 - 210
Leeks	80 - 100	80 - 100	90 - 120	100 - 130	-	120 - 150	70 - 85	90 - 110	90 - 100	100 - 120
Beet root	60 - 70	70 - 80	40 - 70	70 - 90	50 - 60	80 - 110	-	-	-	60 - 80
Beet root (N Eliya)	80 - 100	100 - 110	80 - 90	-	-	-	80 - 85	90 - 100	100 - 110	-
Knolkhol	80 - 120	80 - 90	70 - 110	100 - 120	50 - 60	-	90 - 100	90 - 100	80 - 90	100 - 130
Raddish	60 - 80	70 - 90	40 - 60	90 - 110	30 - 40	80 - 100	50 - 70	60 - 80	60 - 70	80 - 120
Cabbage (N'Eliya)	-	150 - 160	-	-	-	-	75 - 90	110 - 130	80 - 120	-
Cabbage (Kandy)	100 - 130	100 - 130	70 - 120	110 - 150	110 - 140	120 - 180	-	-	-	120 - 150
Tomato	100 - 130	150 - 170	100 - 120	150 - 180	120 - 150	120 - 130	130 - 150	140 - 160	140 - 160	140 - 160
Low country Vegetable										
Ladies Fingers	120 - 180	160 - 170	140 - 150	140 - 160	130 - 160	130 - 150	-	-	130 - 150	130 - 160
Brinjals	150 - 250	170 - 200	200 - 250	220 - 260	100 - 140	200 - 250	150 - 200	-	150 - 200	220 - 270
Capsicum	200 - 300	250 - 270	180 - 240	220 - 270	200 - 250	160 - 200	420 - 450	440 - 460	300 - 350	230 - 280
Pumpkin	40 - 50	35 - 45	20 - 30	35 - 45	30 - 40	25 - 35	30 - 40	-	40 - 40	35 - 40
Cucumber	150 - 160	120 - 130	130 - 150	110 - 140	80 - 130	100 - 120	135 - 150	-	140 - 150	120 - 140
Bitter Gourd	300 - 350	280 - 300	250 - 350	300 - 350	200 - 300	200 - 250	-	-	300 - 320	270 - 300
Snake Gourd	150 - 160	180 - 200	160 - 180	130 - 150	140 - 150	160 - 180	-	-	150 - 160	160 - 180
Drumstick	200 - 400	250 260	-	200 - 250	150 - 170	130 - 160	200 - 250	-	230 - 250	210 - 240
Luffa	250 - 300	250 - 270	170 - 240	200 - 230	150 - 170	160 - 200	-	-	230 - 240	230 - 250
Long Beans	150 - 200	150 - 170	180 - 250	150 - 170	100 - 120	160 - 200	-	-	180 - 200	140 - 160
Ash Plantains	50 - 60	70 - 90	50 - 65	70 - 90	60 - 80	60 - 70	-	-	60 - 70	80 - 100
Green Chillies	120 - 160	160 - 180	80 - 150	170 - 200	160 - 160	120 - 130	230 - 250	-	200 - 230	160 - 200
Lime	1100 - 1200	1100 - 1200	1000 - 1100	1230 - 1300	-	1000 - 1200	-	-	1100 - 1300	1150 - 1250
Sweet Potatoe	100 - 130	100 - 120	70 - 90	100 - 130	-	80 - 100	100 - 120	-	110 - 120	100 - 120
Manioc	70 - 110	80 - 100	80 - 90	100 - 130	70 - 100	70 - 80	75 - 85	-	-	100 - 110
Eggplant	200 - 250	250 - 260	200 - 250	230 - 300	180 - 220	180 - 220			250 - 270	250 - 300
Potato(Imported)	170 - 185	185 - 190	175 - 180	175 - 185	-	180 - 185	-	-	190 - 195	180 - 185
Potato (Welimada)	200 - 230	200 - 210	175 - 190	220 - 230	-	-	170 - 180	-	190 - 200	-
Potato (Nuwaraeliya)	240 - 270	-	-	255 - 260	-	-	-	200 - 220	-	260 - 270
B'Onion Imported	100 - 145	145 - 150	130 - 140	80 - 140	-	90 - 150	130 - 140	-	140 - 145	135 - 140
Big-onion Local	145 - 160	150 - 155	110 - 140	135 - 145	-	135 - 140	-	-	140 - 150	130 - 140
Banana										
Ambul(Rs/Kg)	90 - 120	100 - 120								-
Kolikuttu	220 - 250	250 - 260								-
Seeni	80 - 120	100 - 120								-
Anamalu (Rs/Fruits)	29 - 33	-								-
Papaya (Rs/Kg)	110 - 120	110 - 120								-
Passion Fruits(Rs/Fruit	45 - 50									-
Other Fruits (Rs/Fruit)										
Pineapple - Large	350 - 380									
- Medium	320 - 330									-
- Small	270 - 280									-
Mango - Betti	-									
- Karathakol	400 - 430									-
Woodapple	52 - 56									-
Avocado	135 - 160									-
Orange	42 - 46									-

Data Management Division
Hector Kobbekaduwa Agrarian
Research and Training Institute
P.O. Box 1522

හෙක්ටර් කොබ්බෑකඩුව ගොවිකටයුතු පර්යේෂණ හා පුහුණු කිරීමේ ආයතනය

Hector Kobbekaduwa Agrarian Research and Training Institute

දත්ත කළමනාකරණ අංශය

තොග මිල ගණන් (කිලෝවකට රුපියල්)

Wholesale Prices (Rs/Kg)

වර්ගය	2025.09.17 පැලියගොඩ වෙළඳපොළ	2025.09.17 මහනුවර වෙළඳපොළ	2025.09.17 දඹුල්ල වෙළඳපොළ	2025.09.16 මීගොඩ වෙළඳපොළ	2025.09.17 නොරොච්චෝලේ වෙළඳපොළ	2025.09.17 තඹුත්තේගම වෙළඳපොළ	2025.09.17 කැප්පෙටිපොළ වෙළඳපොළ	2025.09.17 නුවරඑළිය වෙළඳපොළ	2025.09.17 බණ්ඩාරවෙල වෙළඳපොළ	2025.09.16 වෙයන්ගොඩ වෙළඳපොළ
උඩරට එළවළු										
බෝංචි	250 - 350	280 - 320	300 - 350	340 - 370	-	400 - 450	300 - 315	310 - 330	330 - 350	330 - 370
කැරට්	120 - 160	160 - 180	140 - 200	180 - 230	-	220 - 250	130 - 140	180 - 190	150 - 180	170 - 210
ලීක්ස්	80 - 100	80 - 100	90 - 120	100 - 130	-	120 - 150	70 - 85	90 - 110	90 - 100	100 - 120
බීට්රූට්	60 - 70	70 - 80	40 - 70	70 - 90	50 - 60	80 - 110	-	-	-	60 - 80
බීට්රූට් (නුවරඑළිය)	80 - 100	100 - 110	80 - 90	-	-	-	80 - 85	90 - 100	100 - 110	-
නෝකෝල්	80 - 120	80 - 90	70 - 110	100 - 120	50 - 60	-	90 - 100	90 - 100	80 - 90	100 - 130
රාබු	60 - 80	70 - 90	40 - 60	90 - 110	30 - 40	80 - 100	50 - 70	60 - 80	60 - 70	80 - 120
ගෝවා (නුවරඑළිය)	-	150 - 160	-	-	-	-	75 - 90	110 - 130	80 - 120	-
ගෝවා (නුවර)	100 - 130	100 - 130	70 - 120	110 - 150	110 - 140	120 - 180	-	-	-	120 - 150
තක්කාලි	100 - 130	150 - 170	100 - 120	150 - 180	120 - 150	120 - 130	130 - 150	140 - 160	140 - 160	140 - 160
පහතරට එළවළු										
බණ්ඩක්කා	120 - 180	160 - 170	140 - 150	140 - 160	130 - 160	130 - 150	-	-	130 - 150	130 - 160
වම්බටු	150 - 250	170 - 200	200 - 250	220 - 260	100 - 140	200 - 250	150 - 200	-	150 - 200	220 - 270
මාළු මිරිස්	200 - 300	250 - 270	180 - 240	220 - 270	200 - 250	160 - 200	420 - 450	440 - 460	300 - 350	230 - 280
වට්ටක්කා	40 - 50	35 - 45	20 - 30	35 - 45	30 - 40	25 - 35	30 - 40	-	40 - 40	35 - 40
පිපිඤ්ඤා	150 - 160	120 - 130	130 - 150	110 - 140	80 - 130	100 - 120	135 - 150	-	140 - 150	120 - 140
කරවිල	300 - 350	280 - 300	250 - 350	300 - 350	200 - 300	200 - 250	-	-	300 - 320	270 - 300
පතෝල	150 - 160	180 - 200	160 - 180	130 - 150	140 - 150	160 - 180	-	-	150 - 160	160 - 180
මුරුංගා	200 - 400	250 260	-	200 - 250	150 - 170	130 - 160	200 - 250	-	230 - 250	210 - 240
වැටකොළු	250 - 300	250 - 270	170 - 240	200 - 230	150 - 170	160 - 200	-	-	230 - 240	230 - 250
මෑකරල්	150 - 200	150 - 170	180 - 250	150 - 170	100 - 120	160 - 200	-	-	180 - 200	140 - 160
අළු කෙසෙල්	50 - 60	70 - 90	50 - 65	70 - 90	60 - 80	60 - 70	-	-	60 - 70	80 - 100
අමු මිරිස්	120 - 160	160 - 180	80 - 150	170 - 200	160 - 160	120 - 130	230 - 250	-	200 - 230	160 - 200
දෙහි	1100 - 1200	1100 - 1200	1000 - 1100	1230 - 1300	-	1000 - 1200	-	-	1100 - 1300	1150 - 1250
බතල	100 - 130	100 - 120	70 - 90	100 - 130	-	80 - 100	100 - 120	-	110 - 120	100 - 120
මඤ්ඤොක්කා	70 - 110	80 - 100	80 - 90	100 - 130	70 - 100	70 - 80	75 - 85	-	-	100 - 110
එළබටු	200 - 250	250 - 260	200 - 250	230 - 300	180 - 220	180 - 220			250 - 270	250 - 300
අර්තාපල් (ආනයනික)	170 - 185	185 - 190	175 - 180	175 - 185	-	180 - 185	-	-	190 - 195	180 - 185
අර්තාපල් (වැලිමඩ)	200 - 230	200 - 210	175 - 190	220 - 230	-	-	170 - 180	-	190 - 200	-
අර්තාපල් (නුවරඑළිය)	240 - 270	-	-	255 - 260	-	-	-	200 - 220	-	260 - 270
ලොකුළූණු (ආනයනික)	100 - 145	145 - 150	130 - 140	80 - 140	-	90 - 150	130 - 140	-	140 - 145	135 - 140
ලොකුළූණු දේශීය	145 - 160	150 - 155	110 - 140	135 - 145	-	135 - 140	-	-	140 - 150	130 - 140
කෙසෙල්										
ඇඹුල් (කිලෝවකට)	90 - 120	100 - 120								-
කෝලිකුට්ටු (කිලෝවකට)	220 - 250	250 - 260								-
සීනි (කිලෝවකට)	80 - 120	100 - 120								-
ආනමාළු (එකකට රු.)	29 - 33	-								-
ගස්ලබු (කිලෝවකට))	110 - 120	110 - 120								-
වැල්දොඩම් (එකකට රු.)	45 - 50									-
පළතුරු (එකකට රු.)										
අන්නාස -ලොකු ප්‍රමාණය	350 - 380									
- මධ්‍යම ප්‍රමාණය	320 - 330									-
- කුඩා ප්‍රමාණය	270 - 280									-
අඹ - බෙට්ටි	-									
-කර්තකොලොම්බන්	400 - 430									-
දිවුල්	52 - 56									-
අලිපේර	135 - 160									-
දොඩම්	42 - 46									-

Note:
Usually, the price collection for Veyangoda and Meegoda wholesale markets is done the previous day between 6.00 pm and 8.30 pm, and for all other wholesale markets, the price collection is done between 7.00 am and 2.00 pm.

Data Management Division
Hector Kobbekaduwa Agrarian Research and Training Institute
P.O. Box 1522
Colombo.

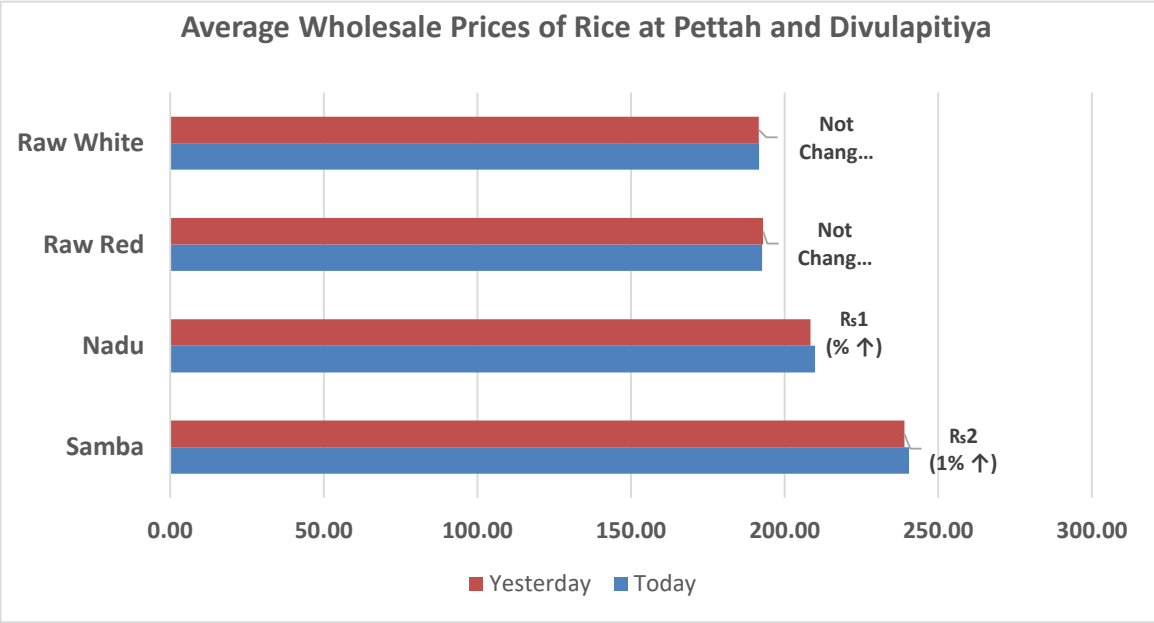
Average Wholesale Prices of Rice at Pettah and Divulapitiya
Raw White
Raw Red
Nadu
Samba
Not Chang...
Not Chang...
Rs1 (% ↑)
Rs2 (1% ↑)
0.00
50.00
100.00
150.00
200.00
250.00
300.00
Yesterday
Today

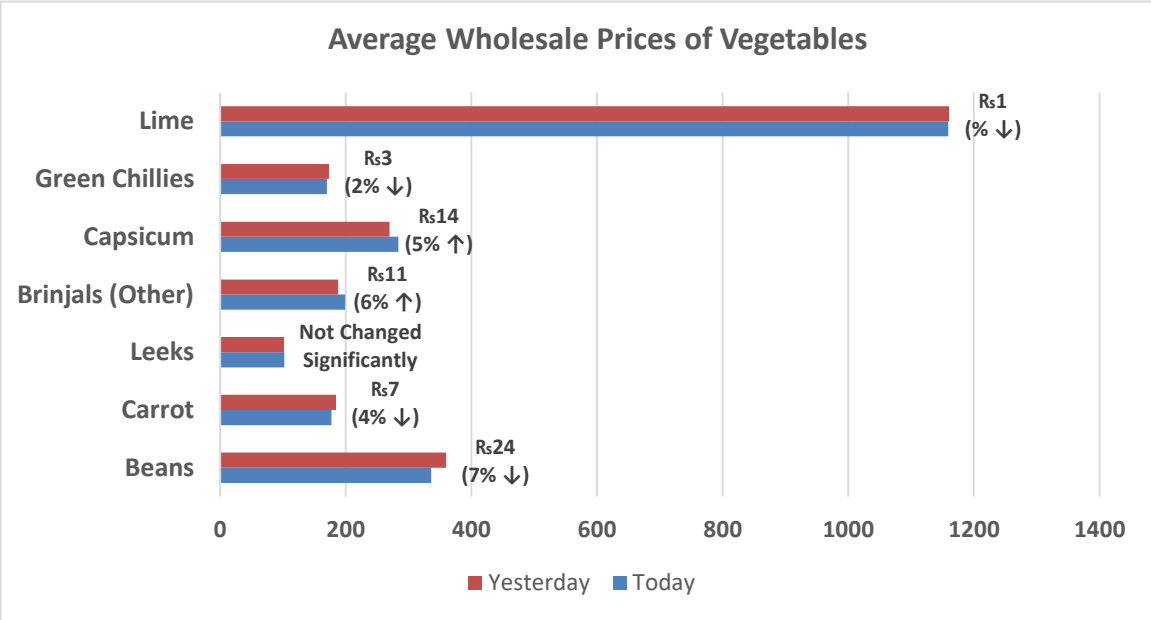
Average Wholesale Prices of Vegetables
Lime
Green Chillies
Capsicum
Brinjals (Other)
Leeks
Carrot
Beans
Rs1 (% ↓)
Rs3 (2% ↓)
Rs14 (5% ↑)
Rs11 (6% ↑)
Not Changed Significantly
Rs7 (4% ↓)
Rs24 (7% ↓)
0
200
400
600
800
1000
1200
1400
Yesterday
Today

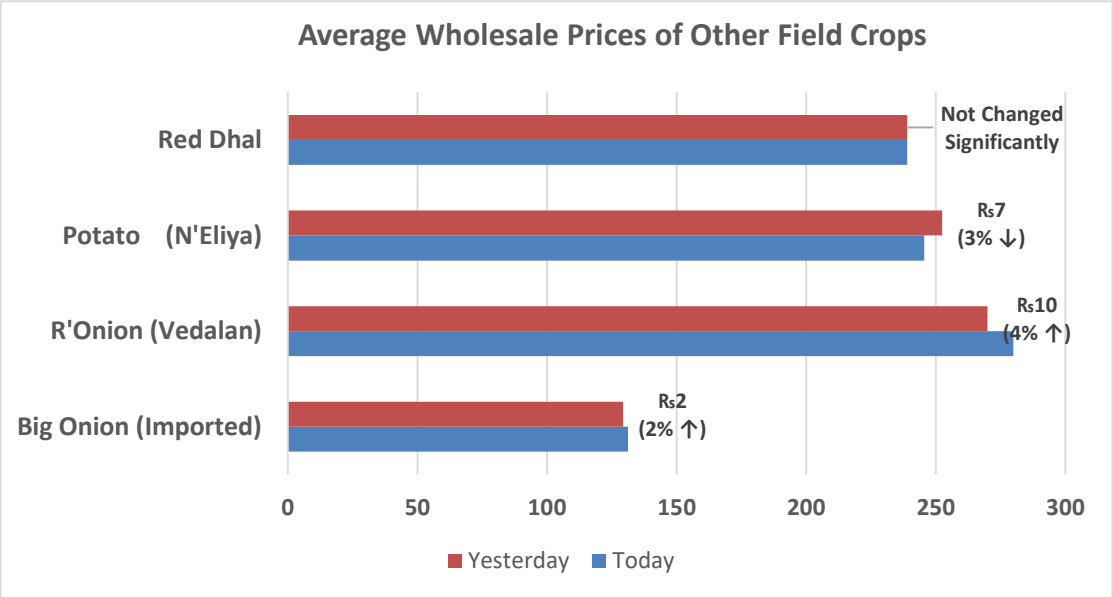
Average Wholesale Prices of Other Field Crops
Red Dhal
Potato (N'Eliya)
R'Onion (Vedalan)
Big Onion (Imported)
Not Changed Significantly
Rs7 (3% ↓)
Rs10 (4% ↑)
Rs2 (2% ↑)
0
50
100
150
200
250
300
Yesterday
Today

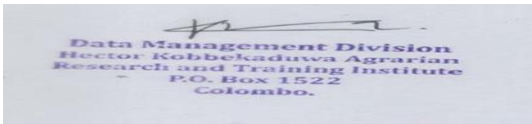
Data Management Division
Hector Kobbekaduwa Agrarian
Research and Training Institute
P.O. Box 1522
Colombo.