Hector Kobbekaduwa Agrarian Research and Training Institute
Data Management Division
(Wholesale Prices of Rice & Subsidiary Food Crops)

2025.10.03

Item	Pettah				Marandagahamula			
	Range	Average		Change *	Range	Average		Change *
	2025.10.03	2025.10.03	2025.10.02		2025.10.03	2025.10.03	2025.10.02	
Rice (Rs/kg)								
Samba 1	245.00 - 250.00	247.00	248.00	-1.00	244.00 - 252.00	248.80	249.00	-0.20
Samba 2	240.00 - 242.00	240.80	240.80		239.00 - 242.00	240.00	238.00	2.00
Keeri Samba	290.00 - 330.00	314.00	314.00		300.00 - 310.00	304.00	304.00	
Nadu 1	215.00 - 225.00	219.00	219.00		225.00 - 227.00	225.80	225.40	0.40
Nadu 2	208.00 - 210.00	209.50	210.50	-1.00	200.00 - 211.00	207.20	205.20	2.00
Raw red	195.00 - 205.00	200.00	198.00	2.00	192.00 - 195.00	194.00	193.80	0.20
Raw White	200.00 - 210.00	206.00	204.00	2.00	196.00 - 206.00	200.80	202.00	-1.20
Imported Rice								
Ponne Samba	-				-			
Nadu	-				-			
Raw White	205.00 - 210.00	207.50	207.50		-			
Raw red								
Subsidiary Food Crops								
Dried Chillies (Rs/Kg)								
Imported	620.00 - 670.00	640.00	624.00	16.00				
Local								
Onion (Rs/Kg)								
Sinnan	-							
Vedalan	230.00 - 260.00	245.00	235.00	10.00				
Imported	200.00 - 230.00	220.00	210.00	10.00				
Big Onion								
Imported	110.00 - 125.00	119.00	126.00	-7.00				
Local	125.00 - 135.00	130.00	120.00	10.00				
Potatoes (Rs/Kg)								
Welimada	180.00 - 200.00	192.00	192.00					
Nuwaraeliya	210.00 - 235.00	217.00	216.67	0.33				
Imported	150.00 - 170.00	160.00	167.50	-7.50				
Pulses (Rs/Kg)								
Green Gram	600.00 - 650.00	625.00	637.50	-12.50				
Cowpea (White)	930.00 - 1000.00	965.00	965.00					
Red Dhal	230.00 - 240.00	236.00	236.00					
Consumption Item(Rs/Kg)								
Sugar(White)	205.00 - 206.00	205.50	206.00	-0.50				
Wheat Flour	155.00 - 183.00	169.00	167.50	1.50				
Eggs (Rs/Egg)								
Brown	32.00 - 33.00	32.50	32.50					
White	30.00 - 31.00	30.50	30.00	0.50				

Data Management Division
Hector Kobbekaduwa Agrarian
Research and Training Institute
P.O. Box 1522
Colombo.

Hector Kobbekaduwa Agrarian Research and Training Institute
Data Management Division

Variety	2025.10.03 Peliyagoda Market	2025.10.03 Kandy Market	2025.10.03 Dambulla Market	2025.10.02 Meegoda Market	2025.10.03 Norochchole Market	2025.10.03 Thambuththegama Market	2025.10.03 Keppetipola Market	2025.10.03 Nuwaraeliya Market	2025.10.03 Bandarawela Market	2025.10.02 Veyangoda Market
Up Country Vegetable										
Beans	300 - 350	280 - 320	270 - 300	330 - 360	-	320 - 350	270 - 280	280 - 300	280 - 300	320 - 350
Carrot	130 - 140	130 - 150	120 - 150	140 - 170	-	160 - 200	120 - 140	140 - 150	120 - 140	150 - 180
Leeks	150 - 180	120 - 130	60 - 110	120 - 140	-	140 - 170	100 - 120	130 - 140	120 - 130	120 - 150
Beet root	80 - 90	70 - 80	55 - 70	70 - 90	50 - 60	80 - 100	-	-	-	65 - 85
Beet root (N Eliya)	100 - 110	100 - 120	80 - 90	-	-	-	80 - 90	90 - 100	100 - 110	-
Knolkhol	80 - 120	100 - 120	100 - 120	110 - 140	40 - 50	-	80 - 90	90 - 100	90 - 100	100 - 130
Raddish	50 - 60	80 - 100	40 - 50	90 - 110	20 - 30	60 - 80	60 - 70	60 - 80	60 - 70	80 - 100
Cabbage (N'Eliya)	-	110 - 120	-	-	-	-	70 - 80	100 - 110	70 - 90	-
Cabbage (Kandy)	70 - 110	70 - 90	60 - 80	100 - 130	80 - 90	100 - 150	-	-	-	100 - 140
Tomato	120 - 130	90 - 100	100 - 120	120 - 140	100 - 130	120 - 150	100 - 120	110 - 130	100 - 110	110 - 130
Low country Vegetable										
Ladies Fingers	130 - 150	140 - 150	140 - 160	150 - 170	120 - 140	130 - 150	-	-	130 - 150	150 - 180
Brinjals	150 - 220	120 - 150	200 - 250	180 - 220	80 - 100	180 - 220	120 - 150	-	120 - 160	200 - 250
Capsicum	250 - 400	250 - 280	230 - 300	280 - 330	220 - 250	250 - 300	380 - 420	410 - 430	280 - 300	250 - 300
Pumpkin	45 - 60	50 - 60	45 - 55	45 - 60	30 - 40	40 - 50	55 - 65	-	50 - 55	60 - 65
Cucumber	80 - 100	100 - 120	100 - 120	110 - 140	60 - 70	70 - 90	90 - 100	-	100 - 120	80 - 100
Bitter Gourd	340 - 350	280 - 320	270 - 330	300 - 340	300 - 350	250 - 300	-	-	300 - 340	310 - 340
Snake Gourd	180 - 200	180 - 200	200 - 230	200 - 230	140 - 140	130 - 150	-	-	170 - 180	180 - 210
Drumstick	100 - 200	180 200	-	150 - 180	100 - 120	100 - 120	160 - 200	-	180 - 220	140 - 170
Luffa	100 - 150	100 - 140	90 - 100	130 - 150	80 - 100	80 - 130	-	-	150 - 170	120 - 140
Long Beans	120 - 180	150 - 170	120 - 180	140 - 160	110 - 120	140 - 160	-	-	150 - 160	130 - 150
Ash Plantains	40 - 60	70 - 90	70 - 80	80 - 100	60 - 70	60 - 70	-	-	50 - 60	80 - 95
Green Chillies	180 - 250	200 - 230	200 - 250	220 - 270	200 - 200	200 - 260	220 - 250	-	230 - 250	220 - 250
Lime	1700 - 1800	1700 - 1800	1500 - 1700	1500 - 1800	-	1400 - 1500	-	-	1700 - 1700	1600 - 1800
Sweet Potatoe	100 - 120	100 - 110	70 - 85	80 - 100	-	100 - 120	110 - 120	-	110 - 120	90 - 110
Manioc	70 - 100	80 - 90	70 - 80	100 - 110	80 - 100	70 - 80	80 - 90	-	-	90 - 110
Eggplant	200 - 250	230 - 250	220 - 250	250 - 290	200 - 220	160 - 200			250 - 260	240 - 270
Potato(Imported)	150 - 170	185 - 200	155 - 170	165 - 185	-	170 - 188	-	-	180 - 185	165 - 190
Potato (Welimada)	180 - 200	190 - 200	160 - 180	190 - 200	-	-	180 - 185	-	180 - 190	200 - 210
Potato (Nuwaraeliya)	210 - 235	220 - 230	-	220 - 230	-	-	-	190 - 210	-	220 - 230
B'Onion Imported	110 - 125	130 - 135	125 - 135	120 - 125	-	110 - 135	110 - 150	-	130 - 135	120 - 125
Big-onion Local	125 - 135	115 - 135	100 - 120	110 - 125	-	100 - 130	125 - 130	-	125 - 135	120 - 135
Banana										
Ambul(Rs/Kg)	90 - 110	90 - 120								-
Kolikuttu	240 - 260	260 - 270								-
Seeni	90 - 120	90 - 120								-
Anamalu (Rs/Fruits)	30 - 32	-								-
Papaya (Rs/Kg)	100 - 120	100 - 120								-
Passion Fruits(Rs/Fruit	35 - 40									-
Other Fruits (Rs/Fruit)										
Pineapple - Large	360 - 400									
- Medium	300 - 340									-
- Small	270 - 280									-
Mango - Betti	-									
- Karathakol	365 - 400									-
Woodapple	50 - 56									-
Avocado	120 - 150									-
Orange	42 - 50									-

Data Management Division
Hector Kobbekaduwa Agrarian
Research and Training Institute
P.O. Box 1522

හෙක්ටර් කොබ්බෑකඩුව ගොවිකටයුතු පර්යේෂණ හා පුහුණු කිරීමේ ආයතනය

Hector Kobbekaduwa Agrarian Research and Training Institute

දත්ත කළමනාකරණ අංශය

තොග මිල ගණන් (කිලෝවකට රුපියල්)

Wholesale Prices (Rs/Kg)

වර්ගය	2025.10.03 පැලියගොඩ වෙළඳපොළ	2025.10.03 මහනුවර වෙළඳපොළ	2025.10.03 දඹුල්ල වෙළඳපොළ	2025.10.02 මීගොඩ වෙළඳපොළ	2025.10.03 නොරොච්චෝලේ වෙළඳපොළ	2025.10.03 තඹුත්තේගම වෙළඳපොළ	2025.10.03 කැප්පෙටිපොළ වෙළඳපොළ	2025.10.03 නුවරඑළිය වෙළඳපොළ	2025.10.03 බණ්ඩාරවෙල වෙළඳපොළ	2025.10.02 වෙයන්ගොඩ වෙළඳපොළ
උඩරට එළවළු										
බෝංචි	300 - 350	280 - 320	270 - 300	330 - 360	-	320 - 350	270 - 280	280 - 300	280 - 300	320 - 350
කැරට්	130 - 140	130 - 150	120 - 150	140 - 170	-	160 - 200	120 - 140	140 - 150	120 - 140	150 - 180
ලීක්ස්	150 - 180	120 - 130	60 - 110	120 - 140	-	140 - 170	100 - 120	130 - 140	120 - 130	120 - 150
බීට්රූට්	80 - 90	70 - 80	55 - 70	70 - 90	50 - 60	80 - 100	-	-	-	65 - 85
බීට්රූට් (නුවරඑළිය)	100 - 110	100 - 120	80 - 90	-	-	-	80 - 90	90 - 100	100 - 110	-
නෝකෝල්	80 - 120	100 - 120	100 - 120	110 - 140	40 - 50	-	80 - 90	90 - 100	90 - 100	100 - 130
රාබු	50 - 60	80 - 100	40 - 50	90 - 110	20 - 30	60 - 80	60 - 70	60 - 80	60 - 70	80 - 100
ගෝවා (නුවරඑළිය)	-	110 - 120	-	-	-	-	70 - 80	100 - 110	70 - 90	-
ගෝවා (නුවර)	70 - 110	70 - 90	60 - 80	100 - 130	80 - 90	100 - 150	-	-	-	100 - 140
තක්කාලි	120 - 130	90 - 100	100 - 120	120 - 140	100 - 130	120 - 150	100 - 120	110 - 130	100 - 110	110 - 130
පහතරට එළවළු										
බණ්ඩක්කා	130 - 150	140 - 150	140 - 160	150 - 170	120 - 140	130 - 150	-	-	130 - 150	150 - 180
වම්බටු	150 - 220	120 - 150	200 - 250	180 - 220	80 - 100	180 - 220	120 - 150	-	120 - 160	200 - 250
මාළු මිරිස්	250 - 400	250 - 280	230 - 300	280 - 330	220 - 250	250 - 300	380 - 420	410 - 430	280 - 300	250 - 300
වට්ටක්කා	45 - 60	50 - 60	45 - 55	45 - 60	30 - 40	40 - 50	55 - 65	-	50 - 55	60 - 65
පිපිඤ්ඤා	80 - 100	100 - 120	100 - 120	110 - 140	60 - 70	70 - 90	90 - 100	-	100 - 120	80 - 100
කරවිල	340 - 350	280 - 320	270 - 330	300 - 340	300 - 350	250 - 300	-	-	300 - 340	310 - 340
පතෝල	180 - 200	180 - 200	200 - 230	200 - 230	140 - 140	130 - 150	-	-	170 - 180	180 - 210
මුරුංගා	100 - 200	180 200	-	150 - 180	100 - 120	100 - 120	160 - 200	-	180 - 220	140 - 170
වැටකොළු	100 - 150	100 - 140	90 - 100	130 - 150	80 - 100	80 - 130	-	-	150 - 170	120 - 140
මෑකරල්	120 - 180	150 - 170	120 - 180	140 - 160	110 - 120	140 - 160	-	-	150 - 160	130 - 150
අළු කෙසෙල්	40 - 60	70 - 90	70 - 80	80 - 100	60 - 70	60 - 70	-	-	50 - 60	80 - 95
අමු මිරිස්	180 - 250	200 - 230	200 - 250	220 - 270	200 - 200	200 - 260	220 - 250	-	230 - 250	220 - 250
දෙහි	1700 - 1800	1700 - 1800	1500 - 1700	1500 - 1800	-	1400 - 1500	-	-	1700 - 1700	1600 - 1800
බතල	100 - 120	100 - 110	70 - 85	80 - 100	-	100 - 120	110 - 120	-	110 - 120	90 - 110
මඤ්ඤොක්කා	70 - 100	80 - 90	70 - 80	100 - 110	80 - 100	70 - 80	80 - 90	-	-	90 - 110
එළබටු	200 - 250	230 - 250	220 - 250	250 - 290	200 - 220	160 - 200			250 - 260	240 - 270
අර්තාපල් (ආනයනික)	150 - 170	185 - 200	155 - 170	165 - 185	-	170 - 188	-	-	180 - 185	165 - 190
අර්තාපල් (වැලිමඩ)	180 - 200	190 - 200	160 - 180	190 - 200	-	-	180 - 185	-	180 - 190	200 - 210
අර්තාපල් (නුවරඑළිය)	210 - 235	220 - 230	-	220 - 230	-	-	-	190 - 210	-	220 - 230
ලොකුළූණු (ආනයනික)	110 - 125	130 - 135	125 - 135	120 - 125	-	110 - 135	110 - 150	-	130 - 135	120 - 125
ලොකුළූණු දේශීය	125 - 135	115 - 135	100 - 120	110 - 125	-	100 - 130	125 - 130	-	125 - 135	120 - 135
කෙසෙල්										
ඇඹුල් (කිලෝවකට)	90 - 110	90 - 120								-
කෝලිකුට්ටු (කිලෝවකට)	240 - 260	260 - 270								-
සීනි (කිලෝවකට)	90 - 120	90 - 120								-
ආනමාළු (එකකට රු.)	30 - 32	-								-
ගස්ලබු (කිලෝවකට))	100 - 120	100 - 120								-
වැල්දොඩම් (එකකට රු.)	35 - 40									-
පළතුරු (එකකට රු.)										
අන්නාස -ලොකු ප්‍රමාණය	360 - 400									
- මධ්‍යම ප්‍රමාණය	300 - 340									-
- කුඩා ප්‍රමාණය	270 - 280									-
අඹ - බෙට්ටි	-									
-කර්තකොලොම්බන්	365 - 400									-
දිවුල්	50 - 56									-
අලිපේර	120 - 150									-
දොඩම්	42 - 50									-

Note:
Usually, the price collection for Veyangoda and Meegoda wholesale markets is done the previous day between 6.00 pm and 8.30 pm, and for all other wholesale markets, the price collection is done between 7.00 am and 2.00 pm.

Data Management Division
Hector Kobbekaduwa Agrarian Research and Training Institute
P.O. Box 1522
Colombo.

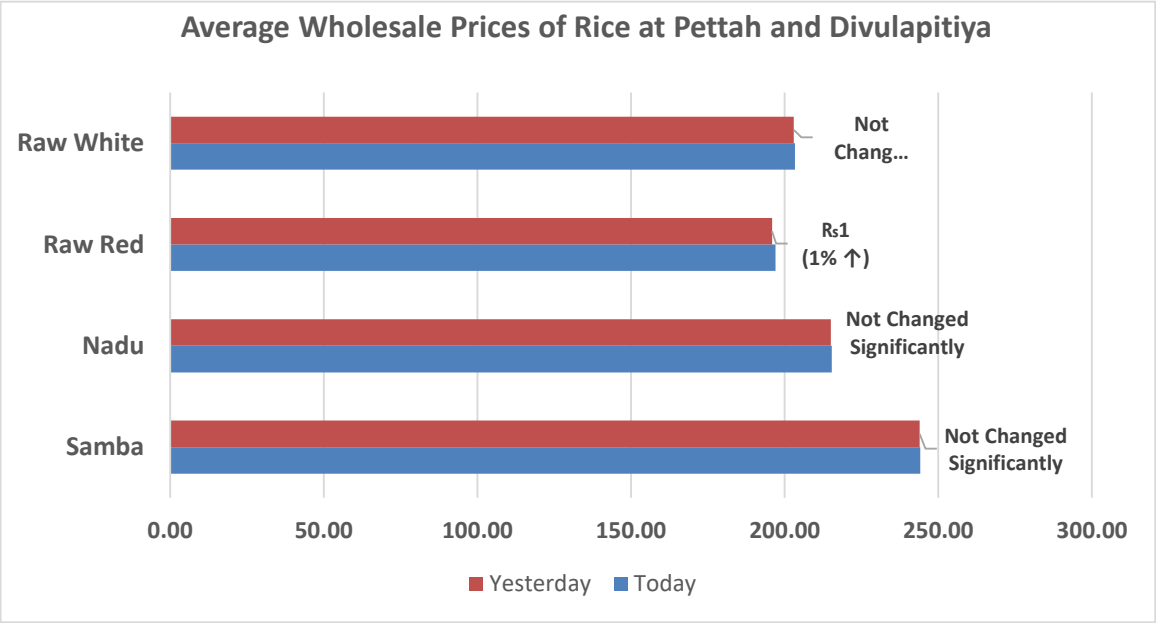
Average Wholesale Prices of Rice at Pettah and Divulapitiya
Raw White
Raw Red
Nadu
Samba
Not Chang...
Rs1 (1% ↑)
Not Changed Significantly
Not Changed Significantly
0.00
50.00
100.00
150.00
200.00
250.00
300.00
Yesterday
Today

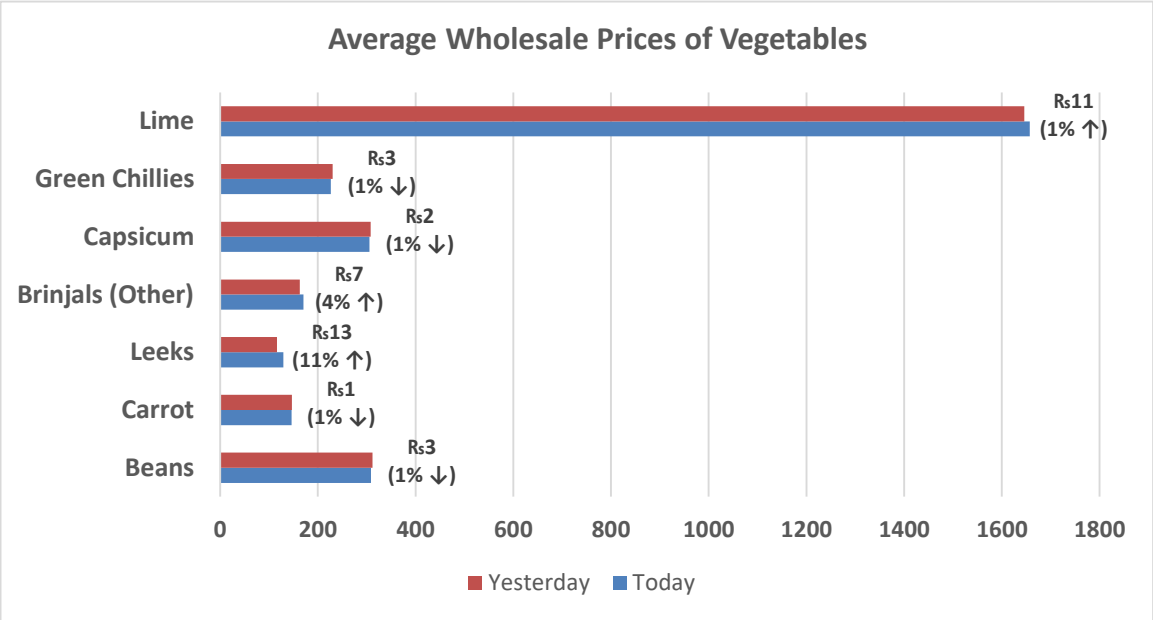
Average Wholesale Prices of Vegetables
Lime
Green Chillies
Capsicum
Brinjals (Other)
Leeks
Carrot
Beans
Rs11 (1% ↑)
Rs3 (1% ↓)
Rs2 (1% ↓)
Rs7 (4% ↑)
Rs13 (11% ↑)
Rs1 (1% ↓)
Rs3 (1% ↓)
0
200
400
600
800
1000
1200
1400
1600
1800
Yesterday
Today

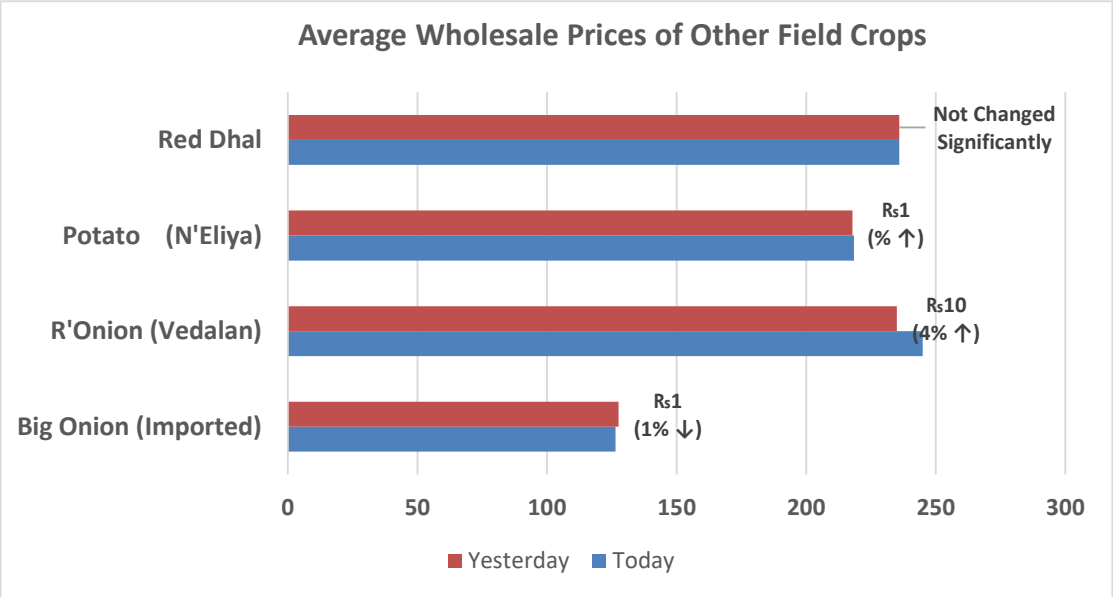

Data Management Division
Hector Kobbekaduwa Agrarian
Research and Training Institute
P.O. Box 1522
Colombo.