Hector Kobbekaduwa Agrarian Research and Training Institute
Data Management Division
(Wholesale Prices of Rice & Subsidiary Food Crops)

2025.10.01

Item	Pettah				Marandagahamula			
	Range	Average		Change *	Range	Average		Change *
	2025.10.01	2025.10.01	2025.09.30		2025.10.01	2025.10.01	2025.09.30	
Rice (Rs/kg)								
Samba 1	245.00 - 250.00	248.00	248.00		247.00 - 252.00	249.60	247.00	2.60
Samba 2	240.00 - 242.00	240.80	239.20	1.60	237.00 - 240.00	238.80	237.20	1.60
Keeri Samba	290.00 - 330.00	314.00	314.00		300.00 - 310.00	306.00	304.00	2.00
Nadu 1	210.00 - 220.00	214.00	213.00	1.00	223.00 - 227.00	224.80	225.60	-0.80
Nadu 2	205.00 - 208.00	206.50	206.50		202.00 - 210.00	205.60	204.00	1.60
Raw red	195.00 - 200.00	198.00	198.00		192.00 - 194.00	193.20	192.60	0.60
Raw White	200.00 - 210.00	204.00	201.00	3.00	198.00 - 205.00	202.00	200.40	1.60
Imported Rice								
Ponne Samba	-				-			
Nadu	-				-			
Raw White	205.00 - 210.00	207.50	207.50		-			
Raw red								
Subsidiary Food Crops								
Dried Chillies (Rs/Kg)								
Imported	600.00 - 650.00	624.00	624.00					
Local								
Onion (Rs/Kg)								
Sinnan	-		165.00					
Vedalan	240.00 - 250.00	245.00	240.00	5.00				
Imported	220.00 - 230.00	225.00	210.00	15.00				
Big Onion								
Imported	120.00 - 130.00	126.00	121.00	5.00				
Local	120.00 - 130.00	125.00	130.00	-5.00				
Potatoes (Rs/Kg)								
Welimada	180.00 - 200.00	192.00	192.00					
Nuwaraeliya	210.00 - 220.00	214.00	220.00	-6.00				
Imported	160.00 - 180.00	170.00	170.00					
Pulses (Rs/Kg)								
Green Gram	600.00 - 650.00	637.50	685.00	-47.50				
Cowpea (White)	950.00 - 1000.00	975.00	960.00	15.00				
Red Dhal	230.00 - 240.00	236.00	237.80	-1.80				
Consumption Item(Rs/Kg)								
Sugar(White)	205.00 - 206.00	205.50	206.00	-0.50				
Wheat Flour	160.00 - 180.00	170.00	171.50	-1.50				
Eggs (Rs/Egg)								
Brown	30.00 - 33.00	31.50	33.50	-2.00				
White	29.00 - 31.00	30.00	31.00	-1.00				

Data Management Division
Hector Kobbekaduwa Agrarian
Research and Training Institute
P.O. Box 1522
Colombo.

Hector Kobbekaduwa Agrarian Research and Training Institute
Data Management Division

Variety	2025.10.01 Peliyagoda Market	2025.10.01 Kandy Market	2025.10.01 Dambulla Market	2025.09.30 Meegoda Market	2025.10.01 Norochchole Market	2025.10.01 Thambuththegama Market	2025.10.01 Keppetipola Market	2025.10.01 Nuwaraeliya Market	2025.10.01 Bandarawela Market	2025.09.30 Veyangoda Market
Up Country Vegetable										
Beans	250 - 320	250 - 280	280 - 300	310 - 350	-	280 - 330	280 - 300	280 - 320	260 - 300	300 - 340
Carrot	150 - 180	120 - 140	130 - 170	150 - 200	-	150 - 180	120 - 140	150 - 160	130 - 150	140 - 180
Leeks	100 - 120	80 - 100	100 - 130	90 - 120	-	100 - 130	100 - 110	90 - 100	90 - 110	110 - 140
Beet root	80 - 90	70 - 80	50 - 70	70 - 80	60 - 70	70 - 90	-	-	-	70 - 90
Beet root (N Eliya)	100 - 120	100 - 120	80 - 100	-	-	-	80 - 100	90 - 110	90 - 100	-
Knolkhol	60 - 90	90 - 100	90 - 110	120 - 150	40 - 50	-	80 - 100	90 - 100	80 - 100	110 - 130
Raddish	50 - 60	70 - 90	30 - 50	90 - 120	20 - 40	60 - 80	60 - 70	70 - 80	60 - 70	70 - 90
Cabbage (N'Eliya)	-	100 - 110	-	-	-	-	70 - 80	80 - 90	60 - 80	-
Cabbage (Kandy)	60 - 100	60 - 80	80 - 100	90 - 120	90 - 100	100 - 130	-	-	-	110 - 130
Tomato	100 - 130	80 - 100	85 - 110	120 - 140	120 - 130	100 - 130	100 - 120	100 - 130	100 - 110	120 - 140
Low country Vegetable										
Ladies Fingers	120 - 150	150 - 160	130 - 150	160 - 180	130 - 140	130 - 150	-	-	150 - 160	160 - 180
Brinjals	150 - 200	120 - 150	140 - 160	170 - 220	100 - 110	180 - 200	130 - 150	-	120 - 150	180 - 230
Capsicum	200 - 350	250 - 280	200 - 250	250 - 300	190 - 250	250 - 280	380 - 400	360 - 380	260 - 280	260 - 300
Pumpkin	40 - 50	50 - 60	35 - 45	50 - 65	30 - 40	70 - 80	45 - 50	-	40 - 45	50 - 60
Cucumber	80 - 100	100 - 120	90 - 110	100 - 150	60 - 100	80 - 90	120 - 130	-	120 - 130	80 - 120
Bitter Gourd	280 - 350	280 - 300	270 - 350	300 - 340	300 - 350	250 - 300	-	-	300 - 330	300 - 330
Snake Gourd	180 - 200	180 - 200	140 - 165	210 - 230	140 - 150	150 - 180	-	-	180 - 200	180 - 200
Drumstick	100 - 250	160 180	-	160 - 180	100 - 140	120 - 130	180 - 200	-	200 - 220	150 - 170
Luffa	120 - 180	160 - 180	100 - 120	150 - 180	100 - 120	80 - 100	-	-	180 - 210	150 - 170
Long Beans	130 - 180	130 - 150	150 - 200	130 - 150	110 - 120	130 - 160	-	-	150 - 160	140 - 160
Ash Plantains	40 - 60	70 - 90	60 - 80	70 - 100	60 - 70	60 - 70	-	-	60 - 70	80 - 100
Green Chillies	180 - 220	200 - 220	170 - 220	230 - 270	220 - 220	150 - 200	240 - 250	-	230 - 250	230 - 260
Lime	1500 - 1600	1700 - 1800	1200 - 1300	1800 - 1900	-	1400 - 1500	-	-	1600 - 1650	1500 - 1700
Sweet Potatoe	100 - 130	100 - 110	60 - 80	90 - 100	-	100 - 120	110 - 120	-	110 - 120	90 - 110
Manioc	70 - 100	80 - 90	75 - 85	100 - 110	80 - 90	70 - 80	80 - 90	-	-	100 - 120
Eggplant	160 - 200	230 - 240	230 - 250	250 - 280	200 - 220	160 - 200			260 - 280	240 - 280
Potato(Imported)	160 - 180	170 - 180	150 - 170	165 - 190	-	165 - 180	-	-	175 - 185	170 - 185
Potato (Welimada)	180 - 200	190 - 200	160 - 170	190 - 200	-	-	170 - 180	-	170 - 185	190 - 200
Potato (Nuwaraeliya)	210 - 220	220 - 230	-	220 - 230	-	-	-	190 - 200	-	220 - 230
B'Onion Imported	120 - 130	140 - 145	110 - 120	120 - 125	-	115 - 135	110 - 150	-	130 - 135	125 - 130
Big-onion Local	120 - 130	125 - 140	85 - 115	120 - 130	-	100 - 130	130 - 140	-	125 - 140	125 - 130
Banana										
Ambul(Rs/Kg)	110 - 130	90 - 120								-
Kolikuttu	240 - 260	260 - 270								-
Seeni	100 - 120	90 - 120								-
Anamalu (Rs/Fruits)	29 - 32	-								-
Papaya (Rs/Kg)	110 - 130	110 - 120								-
Passion Fruits(Rs/Fruit	35 - 40									-
Other Fruits (Rs/Fruit)										
Pineapple - Large	350 - 400									
- Medium	300 - 330									-
- Small	260 - 280									-
Mango - Betti	-									
- Karathakol	320 - 380									-
Woodapple	50 - 56									-
Avocado	120 - 150									-
Orange	42 - 50									-

Data Management Division
Hector Kobbekaduwa Agrarian
Research and Training Institute
P.O. Box 1522

හෙක්ටර් කොබ්බෑකඩුව ගොවිකටයුතු පර්යේෂණ හා පුහුණු කිරීමේ ආයතනය

Hector Kobbekaduwa Agrarian Research and Training Institute

දත්ත කළමනාකරණ අංශය

තොග මිල ගණන් (කිලෝවකට රුපියල්)

Wholesale Prices (Rs/Kg)

වර්ගය	2025.10.01 පැලියගොඩ වෙළඳපොළ	2025.10.01 මහනුවර වෙළඳපොළ	2025.10.01 දඹුල්ල වෙළඳපොළ	2025.09.30 මීගොඩ වෙළඳපොළ	2025.10.01 නොරොච්චෝලේ වෙළඳපොළ	2025.10.01 තඹුත්තේගම වෙළඳපොළ	2025.10.01 කැප්පෙටිපොළ වෙළඳපොළ	2025.10.01 නුවරඑළිය වෙළඳපොළ	2025.10.01 බණ්ඩාරවෙල වෙළඳපොළ	2025.09.30 වෙයන්ගොඩ වෙළඳපොළ
උඩරට එළවළු										
බෝංචි	250 - 320	250 - 280	280 - 300	310 - 350	-	280 - 330	280 - 300	280 - 320	260 - 300	300 - 340
කැරට්	150 - 180	120 - 140	130 - 170	150 - 200	-	150 - 180	120 - 140	150 - 160	130 - 150	140 - 180
ලීක්ස්	100 - 120	80 - 100	100 - 130	90 - 120	-	100 - 130	100 - 110	90 - 100	90 - 110	110 - 140
බීට්රූට්	80 - 90	70 - 80	50 - 70	70 - 80	60 - 70	70 - 90	-	-	-	70 - 90
බීට්රූට් (නුවරඑළිය)	100 - 120	100 - 120	80 - 100	-	-	-	80 - 100	90 - 110	90 - 100	-
නෝකෝල්	60 - 90	90 - 100	90 - 110	120 - 150	40 - 50	-	80 - 100	90 - 100	80 - 100	110 - 130
රාබු	50 - 60	70 - 90	30 - 50	90 - 120	20 - 40	60 - 80	60 - 70	70 - 80	60 - 70	70 - 90
ගෝවා (නුවරඑළිය)	-	100 - 110	-	-	-	-	70 - 80	80 - 90	60 - 80	-
ගෝවා (නුවර)	60 - 100	60 - 80	80 - 100	90 - 120	90 - 100	100 - 130	-	-	-	110 - 130
තක්කාලි	100 - 130	80 - 100	85 - 110	120 - 140	120 - 130	100 - 130	100 - 120	100 - 130	100 - 110	120 - 140
පහතරට එළවළු										
බණ්ඩක්කා	120 - 150	150 - 160	130 - 150	160 - 180	130 - 140	130 - 150	-	-	150 - 160	160 - 180
වම්බටු	150 - 200	120 - 150	140 - 160	170 - 220	100 - 110	180 - 200	130 - 150	-	120 - 150	180 - 230
මාළු මිරිස්	200 - 350	250 - 280	200 - 250	250 - 300	190 - 250	250 - 280	380 - 400	360 - 380	260 - 280	260 - 300
වට්ටක්කා	40 - 50	50 - 60	35 - 45	50 - 65	30 - 40	70 - 80	45 - 50	-	40 - 45	50 - 60
පිපිඤ්ඤා	80 - 100	100 - 120	90 - 110	100 - 150	60 - 100	80 - 90	120 - 130	-	120 - 130	80 - 120
කරවිල	280 - 350	280 - 300	270 - 350	300 - 340	300 - 350	250 - 300	-	-	300 - 330	300 - 330
පතෝල	180 - 200	180 - 200	140 - 165	210 - 230	140 - 150	150 - 180	-	-	180 - 200	180 - 200
මුරුංගා	100 - 250	160 180	-	160 - 180	100 - 140	120 - 130	180 - 200	-	200 - 220	150 - 170
වැටකොළු	120 - 180	160 - 180	100 - 120	150 - 180	100 - 120	80 - 100	-	-	180 - 210	150 - 170
මෑකරල්	130 - 180	130 - 150	150 - 200	130 - 150	110 - 120	130 - 160	-	-	150 - 160	140 - 160
අළු කෙසෙල්	40 - 60	70 - 90	60 - 80	70 - 100	60 - 70	60 - 70	-	-	60 - 70	80 - 100
අමු මිරිස්	180 - 220	200 - 220	170 - 220	230 - 270	220 - 220	150 - 200	240 - 250	-	230 - 250	230 - 260
දෙහි	1500 - 1600	1700 - 1800	1200 - 1300	1800 - 1900	-	1400 - 1500	-	-	1600 - 1650	1500 - 1700
බතල	100 - 130	100 - 110	60 - 80	90 - 100	-	100 - 120	110 - 120	-	110 - 120	90 - 110
මඤ්ඤොක්කා	70 - 100	80 - 90	75 - 85	100 - 110	80 - 90	70 - 80	80 - 90	-	-	100 - 120
එළබටු	160 - 200	230 - 240	230 - 250	250 - 280	200 - 220	160 - 200			260 - 280	240 - 280
අර්තාපල් (ආනයනික)	160 - 180	170 - 180	150 - 170	165 - 190	-	165 - 180	-	-	175 - 185	170 - 185
අර්තාපල් (වැලිමඩ)	180 - 200	190 - 200	160 - 170	190 - 200	-	-	170 - 180	-	170 - 185	190 - 200
අර්තාපල් (නුවරඑළිය)	210 - 220	220 - 230	-	220 - 230	-	-	-	190 - 200	-	220 - 230
ලොකුළූණු (ආනයනික)	120 - 130	140 - 145	110 - 120	120 - 125	-	115 - 135	110 - 150	-	130 - 135	125 - 130
ලොකුළූණු දේශීය	120 - 130	125 - 140	85 - 115	120 - 130	-	100 - 130	130 - 140	-	125 - 140	125 - 130
කෙසෙල්										
ඇඹුල් (කිලෝවකට)	110 - 130	90 - 120								-
කෝලිකුට්ටු (කිලෝවකට)	240 - 260	260 - 270								-
සීනි (කිලෝවකට)	100 - 120	90 - 120								-
ආනමාළු (එකකට රු.)	29 - 32	-								-
ගස්ලබු (කිලෝවකට))	110 - 130	110 - 120								-
වැල්දොඩම් (එකකට රු.)	35 - 40									-
පළතුරු (එකකට රු.)										
අන්නාස -ලොකු ප්‍රමාණය	350 - 400									
- මධ්‍යම ප්‍රමාණය	300 - 330									-
- කුඩා ප්‍රමාණය	260 - 280									-
අඹ - බෙට්ටි	-									
-කර්තකොලොම්බන්	320 - 380									-
දිවුල්	50 - 56									-
අලිපේර	120 - 150									-
දොඩම්	42 - 50									-

Note:
Usually, the price collection for Veyangoda and Meegoda wholesale markets is done the previous day between 6.00 pm and 8.30 pm, and for all other wholesale markets, the price collection is done between 7.00 am and 2.00 pm.

Data Management Division
Hector Kobbekaduwa Agrarian Research and Training Institute
P.O. Box 1522
Colombo.

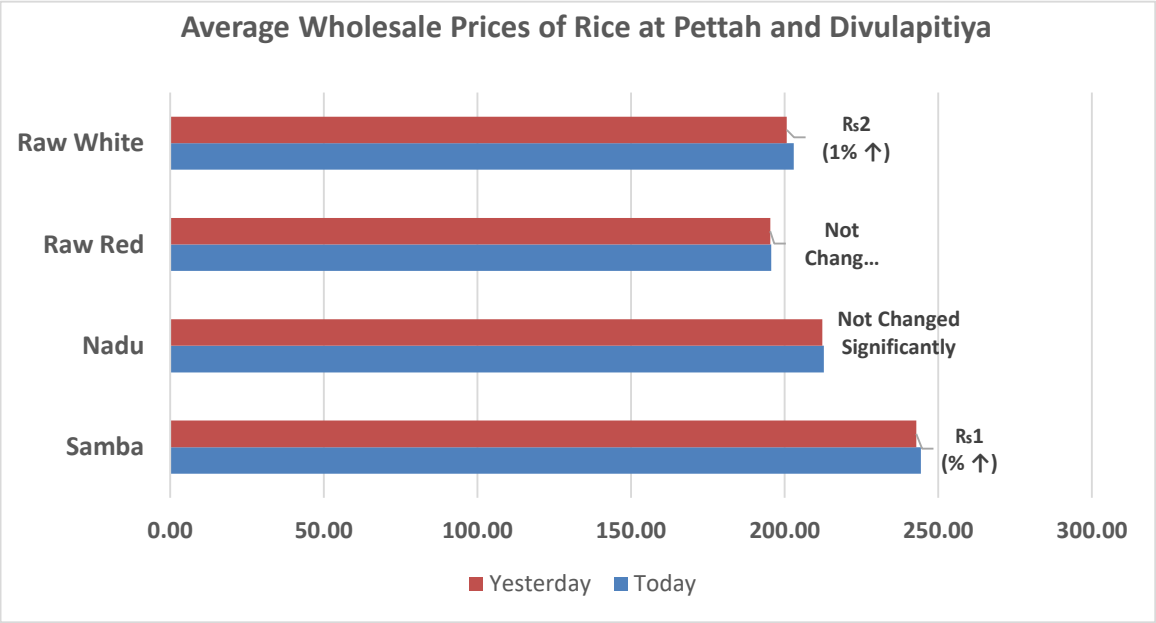
Average Wholesale Prices of Rice at Pettah and Divulapitiya
Raw White
Raw Red
Nadu
Samba
Rs2
(1% ↑)
Not
Chang...
Not Changed
Significantly
Rs1
(% ↑)
0.00
50.00
100.00
150.00
200.00
250.00
300.00
Yesterday
Today

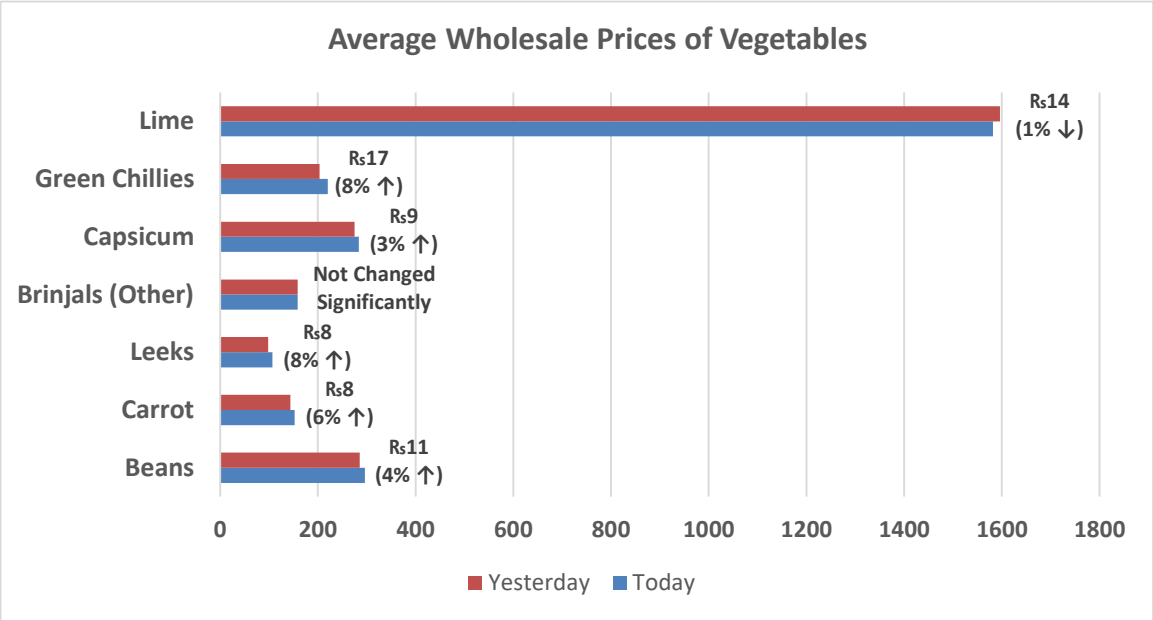
Average Wholesale Prices of Vegetables
Lime
Green Chillies
Capsicum
Brinjals (Other)
Leeks
Carrot
Beans
Rs14
(1% ↓)
Rs17
(8% ↑)
Rs9
(3% ↑)
Not Changed
Significantly
Rs8
(8% ↑)
Rs8
(6% ↑)
Rs11
(4% ↑)
0
200
400
600
800
1000
1200
1400
1600
1800
Yesterday
Today

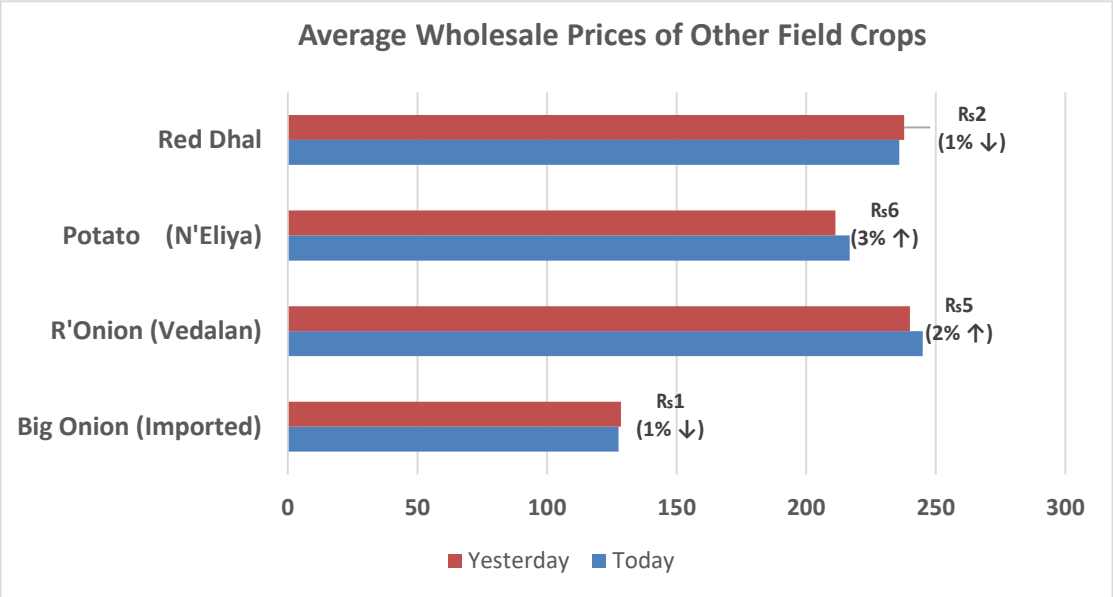
Average Wholesale Prices of Other Field Crops
Red Dhal
Potato (N'Eliya)
R'Onion (Vedalan)
Big Onion (Imported)
Rs2
(1% ↓)
Rs6
(3% ↑)
Rs5
(2% ↑)
Rs1
(1% ↓)
0
50
100
150
200
250
300
Yesterday
Today

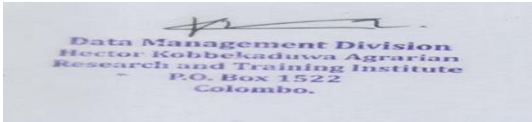
Data Management Division
Hector Kobbekaduwa Agrarian
Research and Training Institute
P.O. Box 1522
Colombo.