Hector Kobbekaduwa Agrarian Research and Training Institute
Data Management Division
(Wholesale Prices of Rice & Subsidiary Food Crops)

2025.11.13

Item	Pettah				Marandagahamula			
	Range	Average		Change *	Range	Average		Change *
	2025.11.13	2025.11.13	2025.11.12		2025.11.13	2025.11.13	2025.11.12	
Rice (Rs/kg)								
Samba 1	240.00 - 245.00	242.50	242.50		252.00 - 258.00	255.20	255.40	-0.20
Samba 2	235.00 - 238.00	236.50	236.50		236.00 - 242.00	238.60	239.60	-1.00
Keeri Samba	300.00 - 330.00	318.00	318.00		300.00 - 310.00	305.60	306.60	-1.00
Nadu 1	215.00 - 220.00	217.00	218.60	-1.60	225.00 - 227.00	226.20	226.20	
Nadu 2	210.00 - 213.00	210.60	210.60		204.00 - 212.00	209.00	208.40	0.60
Raw red	200.00 - 205.00	203.00	203.00		200.00 - 206.00	203.20	203.60	-0.40
Raw White	205.00 - 210.00	208.00	208.00		197.00 - 205.00	200.80	200.60	0.20
Imported Rice								
Ponne Samba	225.00 - 230.00	226.25	226.25		236.00 - 236.00	236.00	236.00	
Nadu	-				-			
Raw White	-				-			
Raw red								
Subsidiary Food Crops								
Dried Chillies (Rs/Kg)								
Imported	800.00 - 850.00	825.00	825.00					
Local								
Onion (Rs/Kg)								
Sinnan	-							
Vedalan	220.00 - 240.00	230.00	255.00	-25.00				
Imported	250.00 - 280.00	265.00	290.00	-25.00				
Big Onion								
Imported	160.00 - 170.00	165.00	165.00					
Local	170.00 - 190.00	180.00	172.50	7.50				
Potatoes (Rs/Kg)								
Welimada	220.00 - 230.00	226.00	250.00	-24.00				
Nuwaraeliya	250.00 - 300.00	278.00	280.00	-2.00				
Imported	160.00 - 170.00	165.00	165.00					
Pulses (Rs/Kg)								
Green Gram	510.00 - 650.00	580.00	600.00	-20.00				
Cowpea (White)	800.00 - 850.00	825.00	865.00	-40.00				
Red Dhal	220.00 - 230.00	225.00	223.00	2.00				
Consumption Item(Rs/Kg)								
Sugar(White)	190.00 - 192.00	191.00	192.50	-1.50				
Wheat Flour	147.00 - 175.00	161.00	161.00					
Eggs (Rs/Egg)								
Brown	33.00 - 34.00	33.50	33.50					
White	31.00 - 32.00	31.50	31.50					

Data Management Division
Hector Kobbekaduwa Agrarian
Research and Training Institute
P.O. Box 1522
Colombo.

Hector Kobbekaduwa Agrarian Research and Training Institute
Data Management Division

Variety	2025.11.13 Peliyagoda Market	2025.11.13 Kandy Market	2025.11.13 Dambulla Market	2025.11.12 Meegoda Market	2025.11.13 Norochchole Market	2025.11.13 Thambuththegama Market	2025.11.13 Keppetipola Market	2025.11.13 Nuwaraeliya Market	2025.11.13 Bandarawela Market	2025.11.12 Veyangoda Market
Up Country Vegetable										
Beans	200 - 300	200 - 250	250 - 300	260 - 280	-	280 - 350	-	230 - 260	220 - 250	-
Carrot	160 - 180	150 - 170	110 - 140	160 - 180	-	170 - 200	-	150 - 170	140 - 170	-
Leeks	100 - 120	130 - 150	100 - 140	130 - 160	-	150 - 180	-	130 - 150	110 - 120	-
Beet root	120 - 150	90 - 100	80 - 100	120 - 140	70 - 110	140 - 180	-	-	-	-
Beet root (N Eliya)	200 - 250	140 - 150	110 - 130	-	-	-	-	180 - 200	180 - 190	-
Knolkhol	200 - 250	250 - 270	200 - 250	290 - 370	-	-	-	200 - 220	210 - 230	-
Raddish	130 - 150	100 - 120	80 - 110	-	70 - 90	160 - 180	-	100 - 110	100 - 110	-
Cabbage (N'Eliya)	-	130 - 140	-	-	-	-	-	130 - 140	100 - 120	-
Cabbage (Kandy)	100 - 130	70 - 90	90 - 120	150 - 170	80 - 100	120 - 150	-	-	-	-
Tomato	80 - 100	50 - 60	70 - 90	80 - 110	70 - 80	70 - 80	-	40 - 60	50 - 60	-
Low country Vegetable										
Ladies Fingers	80 - 100	80 - 90	70 - 90	130 - 150	90 - 110	70 - 80	-	-	120 - 130	-
Brinjals	200 - 300	200 - 220	200 - 280	280 - 340	200 - 250	200 - 220	-	-	180 - 220	-
Capsicum	550 - 600	600 - 650	550 - 630	670 - 720	450 - 500	480 - 550	-	560 - 600	600 - 630	-
Pumpkin	50 - 60	50 - 60	25 - 45	55 - 65	25 - 50	40 - 50	-	-	50 - 55	-
Cucumber	80 - 100	110 - 120	70 - 90	100 - 130	60 - 70	60 - 80	-	-	110 - 120	-
Bitter Gourd	450 - 500	480 - 500	400 - 450	470 - 530	480 - 500	450 - 500	-	-	460 - 480	-
Snake Gourd	250 - 300	250 - 270	250 - 290	360 - 380	220 - 240	200 - 230	-	-	280 - 300	-
Drumstick	280 - 400		-	360 - 420	220 - 240	-	-	-	-	-
Luffa	250 - 300	250 - 270	300 - 330	330 - 360	170 - 200	230 - 280	-	-	260 - 280	-
Long Beans	200 - 250	200 - 230	180 - 280	230 - 250	200 - 220	250 - 280	-	-	160 - 180	-
Ash Plantains	70 - 100	90 - 110	60 - 80	90 - 120	70 - 80	70 - 80	-	-	80 - 100	-
Green Chillies	300 - 350	220 - 250	180 - 240	240 - 280	300 - 300	200 - 250	-	-	280 - 300	-
Lime	1000 - 1200	800 - 900	700 - 850	880 - 950	-	900 - 1000	-	-	1000 - 1200	-
Sweet Potatoe	100 - 130	110 - 130	90 - 110	80 - 100	-	100 - 120	-	-	120 - 130	-
Manioc	80 - 100	80 - 100	70 - 90	100 - 120	80 - 90	70 - 80	-	-	-	-
Eggplant	250 - 280	300 - 320	300 - 330	360 - 400	220 - 280	220 - 280			270 - 300	-
Potato(Imported)	160 - 170	165 - 180	145 - 155	165 - 170	-	160 - 170	-	-	175 - 185	-
Potato (Welimada)	220 - 230	220 - 230	180 - 190	230 - 240	-	-	-	240 - 250	220 - 230	-
Potato (Nuwaraeliya)	250 - 300	250 - 260	-	255 - 260	-	-	-	-	-	-
B'Onion Imported	160 - 170	165 - 175	160 - 165	165 - 170	-	160 - 170	-	-	165 - 170	-
Big-onion Local	170 - 190	165 - 180	150 - 165	160 - 185	-	130 - 150	-	-	175 - 180	-
Banana										
Ambul(Rs/Kg)	100 - 120	100 - 110								-
Kolikuttu	180 - 200	200 - 230								-
Seeni	100 - 120	90 - 110								-
Anamalu (Rs/Fruits)	29 - 32	-								-
Papaya (Rs/Kg)	120 - 140	120 - 130								-
Passion Fruits(Rs/Fruit	40 - 50									-
Other Fruits (Rs/Fruit)										
Pineapple - Large	250 - 280									
- Medium	180 - 200									-
- Small	140 - 160									-
Mango - Betti	-									
- Karathakolo	100 - 130									-
Woodapple	55 - 65									-
Avocado	300 - 335									-
Orange	100 - 110									-

Data Management Division
Hector Kobbekaduwa Agrarian
Research and Training Institute
P.O. Box 1522

හෙක්ටර් කොබ්බෑකඩුව ගොවිකටයුතු පර්යේෂණ හා පුහුණු කිරීමේ ආයතනය

Hector Kobbekaduwa Agrarian Research and Training Institute

දත්ත කළමනාකරණ අංශය

තොග මිල ගණන් (කිලෝවකට රුපියල්)

Wholesale Prices (Rs/Kg)

වර්ගය	2025.11.13 පැලියගොඩ වෙළඳපොළ	2025.11.13 මහනුවර වෙළඳපොළ	2025.11.13 දඹුල්ල වෙළඳපොළ	2025.11.12 මීගොඩ වෙළඳපොළ	2025.11.13 නොරොච්චෝලේ වෙළඳපොළ	2025.11.13 තඹුත්තේගම වෙළඳපොළ	2025.11.13 කැප්පෙට්පොළ වෙළඳපොළ	2025.11.13 නුවරඑළිය වෙළඳපොළ	2025.11.13 බණ්ඩාරවෙල වෙළඳපොළ	2025.11.12 වේයන්ගොඩ වෙළඳපොළ
උඩරට එළවළු										
බෝංචි	200 - 300	200 - 250	250 - 300	260 - 280	-	280 - 350	-	230 - 260	220 - 250	-
කැරට්	160 - 180	150 - 170	110 - 140	160 - 180	-	170 - 200	-	150 - 170	140 - 170	-
ලීක්ස්	100 - 120	130 - 150	100 - 140	130 - 160	-	150 - 180	-	130 - 150	110 - 120	-
බීට්රූට්	120 - 150	90 - 100	80 - 100	120 - 140	70 - 110	140 - 180	-	-	-	-
බීට්රූට් (නුවරඑළිය)	200 - 250	140 - 150	110 - 130	-	-	-	-	180 - 200	180 - 190	-
නෝකෝල්	200 - 250	250 - 270	200 - 250	290 - 370	-	-	-	200 - 220	210 - 230	-
රාබු	130 - 150	100 - 120	80 - 110	-	70 - 90	160 - 180	-	100 - 110	100 - 110	-
ගෝවා (නුවරඑළිය)	-	130 - 140	-	-	-	-	-	130 - 140	100 - 120	-
ගෝවා (නුවර)	100 - 130	70 - 90	90 - 120	150 - 170	80 - 100	120 - 150	-	-	-	-
තක්කාලි	80 - 100	50 - 60	70 - 90	80 - 110	70 - 80	70 - 80	-	40 - 60	50 - 60	-
පහතරට එළවළු										
බණ්ඩක්කා	80 - 100	80 - 90	70 - 90	130 - 150	90 - 110	70 - 80	-	-	120 - 130	-
වම්බටු	200 - 300	200 - 220	200 - 280	280 - 340	200 - 250	200 - 220	-	-	180 - 220	-
මාළු මිරිස්	550 - 600	600 - 650	550 - 630	670 - 720	450 - 500	480 - 550	-	560 - 600	600 - 630	-
වට්ටක්කා	50 - 60	50 - 60	25 - 45	55 - 65	25 - 50	40 - 50	-	-	50 - 55	-
පිපිඤ්ඤා	80 - 100	110 - 120	70 - 90	100 - 130	60 - 70	60 - 80	-	-	110 - 120	-
කරවිල	450 - 500	480 - 500	400 - 450	470 - 530	480 - 500	450 - 500	-	-	460 - 480	-
පතෝල	250 - 300	250 - 270	250 - 290	360 - 380	220 - 240	200 - 230	-	-	280 - 300	-
මුරුංගා	280 - 400		-	360 - 420	220 - 240	-	-	-	-	-
වැටකොළු	250 - 300	250 - 270	300 - 330	330 - 360	170 - 200	230 - 280	-	-	260 - 280	-
මෑකරල්	200 - 250	200 - 230	180 - 280	230 - 250	200 - 220	250 - 280	-	-	160 - 180	-
අළු කෙසෙල්	70 - 100	90 - 110	60 - 80	90 - 120	70 - 80	70 - 80	-	-	80 - 100	-
අමු මිරිස්	300 - 350	220 - 250	180 - 240	240 - 280	300 - 300	200 - 250	-	-	280 - 300	-
දෙහි	1000 - 1200	800 - 900	700 - 850	880 - 950	-	900 - 1000	-	-	1000 - 1200	-
බතල	100 - 130	110 - 130	90 - 110	80 - 100	-	100 - 120	-	-	120 - 130	-
මඤ්ඤොක්කා	80 - 100	80 - 100	70 - 90	100 - 120	80 - 90	70 - 80	-	-	-	-
එළබටු	250 - 280	300 - 320	300 - 330	360 - 400	220 - 280	220 - 280			270 - 300	-
අර්තාපල් (ආනයනික)	160 - 170	165 - 180	145 - 155	165 - 170	-	160 - 170	-	-	175 - 185	-
අර්තාපල් (වැලිමඩ)	220 - 230	220 - 230	180 - 190	230 - 240	-	-	-	240 - 250	220 - 230	-
අර්තාපල් (නුවරඑළිය)	250 - 300	250 - 260	-	255 - 260	-	-	-	-	-	-
ලොකුළූණු (ආනයනික)	160 - 170	165 - 175	160 - 165	165 - 170	-	160 - 170	-	-	165 - 170	-
ලොකුළූණු දේශීය	170 - 190	165 - 180	150 - 165	160 - 185	-	130 - 150	-	-	175 - 180	-
කෙසෙල්										
ඇඹුල් (කිලෝවකට)	100 - 120	100 - 110								-
කෝලිකුට්ටු (කිලෝවකට)	180 - 200	200 - 230								-
සීනි (කිලෝවකට)	100 - 120	90 - 110								-
ආනමාළු (එකකට රු.)	29 - 32	-								-
ගස්ලබු (කිලෝවකට))	120 - 140	120 - 130								-
වැල්දොඩම් (එකකට රු.)	40 - 50									-
පළතුරු (එකකට රු.)										
අන්නාස -ලොකු ප්‍රමාණය	250 - 280									
- මධ්‍යම ප්‍රමාණය	180 - 200									-
- කුඩා ප්‍රමාණය	140 - 160									-
අඹ - බෙට්ටි	-									
-කර්තකොලොම්බන්	100 - 130									-
දිවුල්	55 - 65									-
අලිඡේර	300 - 335									-
දොඩම්	100 - 110									-

Note:
Usually, the price collection for Veyangoda and Meegoda wholesale markets is done the previous day between 6.00 pm and 8.30 pm, and for all other wholesale markets, the price collection is done between 7.00 am and 2.00 pm.

Data Management Division
Hector Kobbekaduwa Agrarian
Research and Training Institute
P.O. Box 1522
Colombo.

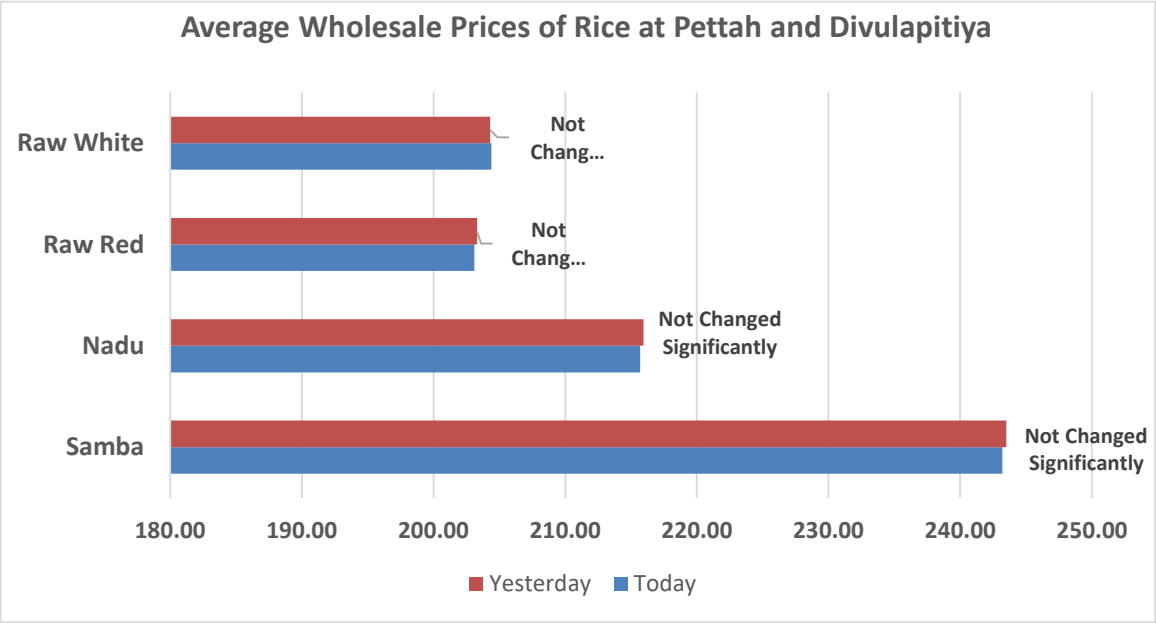
Average Wholesale Prices of Rice at Pettah and Divulapitiya
Raw White
Raw Red
Nadu
Samba
Not Chang...
Not Chang...
Not Changed Significantly
Not Changed Significantly
180.00
190.00
200.00
210.00
220.00
230.00
240.00
250.00
Yesterday
Today

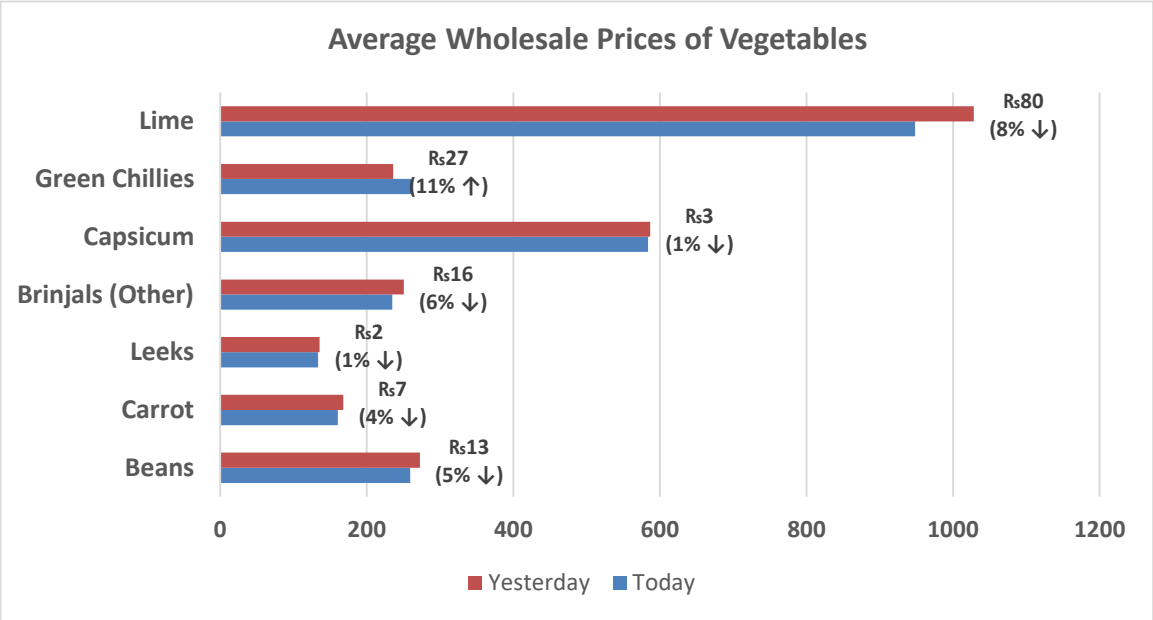
Average Wholesale Prices of Vegetables
Lime
Green Chillies
Capsicum
Brinjals (Other)
Leeks
Carrot
Beans
Rs80 (8% ↓)
Rs27 (11% ↑)
Rs3 (1% ↓)
Rs16 (6% ↓)
Rs2 (1% ↓)
Rs7 (4% ↓)
Rs13 (5% ↓)
0
200
400
600
800
1000
1200
Yesterday
Today

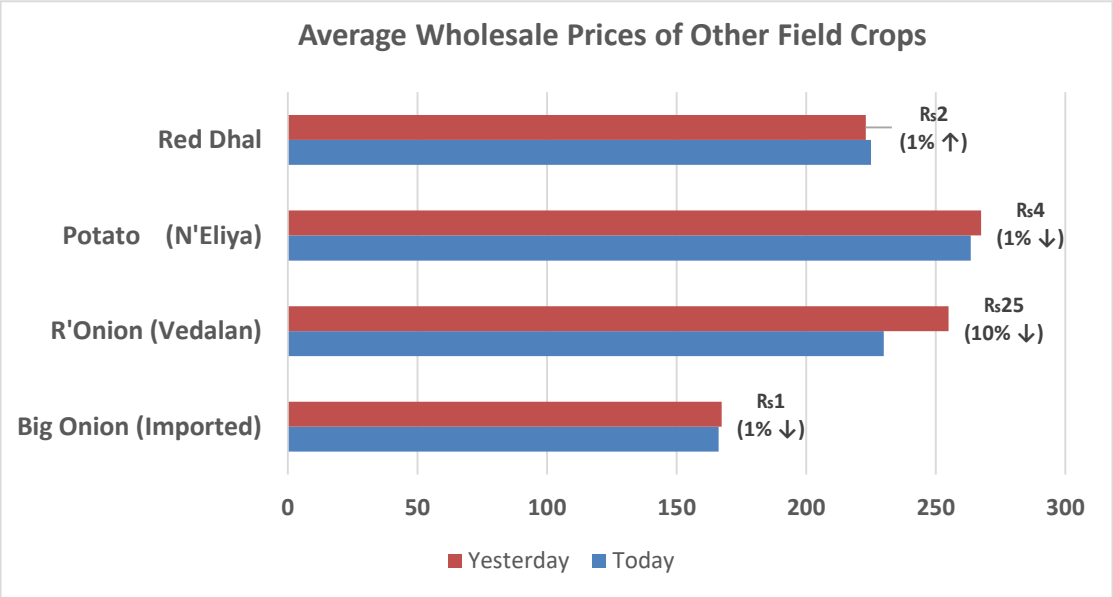

Data Management Division
Hector Kobbekaduwa Agrarian
Research and Training Institute
P.O. Box 1522
Colombo.