Hector Kobbekaduwa Agrarian Research and Training Institute
Data Management Division
(Wholesale Prices of Rice & Subsidiary Food Crops)

2025.06.26

Item	Pettah				Marandagahamula			
	Range	Average		Change *	Range	Average		Change *
	2025.06.26	2025.06.26	2025.06.25		2025.06.26	2025.06.26	2025.06.25	
Rice (Rs/kg)								
Samba 1	240.00 - 245.00	242.50	242.50		240.00 - 245.00	242.60	242.20	0.40
Samba 2	235.00 - 238.00	236.50	236.50		233.00 - 236.00	234.40	234.40	
Keeri Samba	270.00 - 300.00	285.00	285.00		269.00 - 272.00	270.20	270.60	-0.40
Nadu 1	220.00 - 225.00	221.75	223.60	-1.85	224.00 - 227.00	225.20	225.60	-0.40
Nadu 2	215.00 - 218.00	216.50	216.50		215.00 - 220.00	217.00	217.40	-0.40
Raw red	200.00 - 210.00	204.00	211.25	-7.25	206.00 - 209.00	207.80	207.00	0.80
Raw White	200.00 - 210.00	205.00	207.50	-2.50	208.00 - 212.00	209.60	209.00	0.60
Imported Rice								
Ponne Samba	230.00 - 240.00	233.75	232.50	1.25	-			
Nadu	-				-			
Raw White	205.00 - 210.00	207.50	207.50		-			
Raw red								
Subsidiary Food Crops								
Dried Chillies (Rs/Kg)								
Imported	550.00 - 650.00	590.00	568.00	22.00				
Local								
Onion (Rs/Kg)								
Sinnan	-							
Vedalan	350.00 - 450.00	390.00	372.00	18.00				
Imported	300.00 - 350.00	320.00	346.00	-26.00				
Big Onion								
Imported	80.00 - 105.00	90.00	92.00	-2.00				
Local	-							
Potatoes (Rs/Kg)								
Welimada	-							
Nuwaraeliya	280.00 - 300.00	292.00	292.00					
Imported	140.00 - 180.00	156.00	164.00	-8.00				
Pulses (Rs/Kg)								
Green Gram	750.00 - 800.00	770.00	740.00	30.00				
Cowpea	750.00 - 800.00	770.00	740.00	30.00				
Red Dhal	248.00 - 252.00	249.60	252.00	-2.40				
Consumption Item(Rs/Kg)								
Sugar(White)	215.00 - 217.00	216.00	216.00					
Wheat Flour	155.00 - 165.00	160.00	160.00					
Eggs (Rs/Egg)								
Brown	34.00 - 34.00	34.00	34.00					
White	32.00 - 32.00	32.00	32.00					

Data Management Division
Hector Kobbekaduwa Agrarian
Research and Training Institute
P.O. Box 1522
Colombo.

Hector Kobbekaduwa Agrarian Research and Training Institute
Data Management Division

Variety	2025.06.26 Peliyagoda Market	2025.06.26 Kandy Market	2025.06.26 Dambulla Market	2025.06.25 Meegoda Market	2025.06.26 Norochchole Market	2025.06.26 Thambuththegama Market	2025.06.26 Keppetipola Market	2025.06.26 Nuwaraeliya Market	2025.06.26 Bandarawela Market	2025.06.25 Veyangoda Market
Up Country Vegetable										
Beans	550 - 650	450 - 500	450 - 500	550 - 600	-	550 - 650	550 - 600	580 - 620	450 - 500	550 - 600
Carrot	280 - 320	280 - 320	230 - 300	300 - 350	-	300 - 370	200 - 250	300 - 320	270 - 300	260 - 300
Leeks	180 - 200	180 - 200	180 - 200	210 - 250	-	230 - 270	160 - 180	200 - 220	180 - 200	200 - 240
Beet root	160 - 180	150 - 180	120 - 150	170 - 200	80 - 110	160 - 200	-	-	-	160 - 200
Beet root (N Eliya)	200 - 250	220 - 230	170 - 200	-	-	-	170 - 200	200 - 220	200 - 220	-
Knolkhol	100 - 130	100 - 120	120 - 150	180 - 200	-	-	100 - 130	120 - 140	130 - 150	140 - 180
Raddish	50 - 80	80 - 100	50 - 70	70 - 100	60 - 80	70 - 100	50 - 70	70 - 90	60 - 70	70 - 100
Cabbage (N'Eliya)	-	230 - 240	180 - 200	-	-	-	160 - 180	200 - 220	160 - 180	-
Cabbage (Kandy)	180 - 220	150 - 200	150 - 170	220 - 250	-	240 - 300	-	-	-	200 - 240
Tomato	150 - 180	150 - 160	120 - 140	200 - 250	-	200 - 240	80 - 120	100 - 120	120 - 140	200 - 250
Low country Vegetable										
Ladies Fingers	60 - 100	90 - 100	100 - 120	90 - 120	60 - 80	80 - 100	-	-	90 - 100	70 - 110
Brinjals	280 - 380	220 - 250	250 - 300	320 - 400	230 - 250	250 - 330	250 - 300	-	250 - 270	300 - 350
Capsicum	350 - 380	350 - 380	280 - 330	320 - 370	-	350 - 400	300 - 350	340 - 360	330 - 360	340 - 400
Pumpkin	100 - 120	110 - 120	100 - 130	130 - 150	-	90 - 120	120 - 130	-	100 - 130	120 - 140
Cucumber	40 - 60	40 - 50	35 - 45	50 - 80	10 - 40	40 - 45	50 - 80	-	60 - 70	50 - 70
Bitter Gourd	350 - 400	330 - 350	300 - 350	350 - 400	280 - 320	320 - 400	-	-	380 - 400	350 - 400
Snake Gourd	80 - 130	100 - 120	100 - 120	120 - 150	80 - 120	100 - 130	-	-	100 - 110	140 - 160
Drumstick	500 - 1000	450 550	-	-	600 - 650	-	-	-	-	-
Luffa	100 - 130	100 - 120	100 - 120	110 - 150	-	70 - 80	-	-	100 - 120	100 - 150
Long Beans	180 - 250	200 - 250	150 - 220	200 - 300	160 - 180	150 - 180	-	-	200 - 230	200 - 280
Ash Plantains	50 - 80	90 - 110	50 - 70	70 - 90	50 - 70	60 - 70	-	-	80 - 90	70 - 90
Green Chillies	400 - 450	600 - 600	400 - 500	550 - 650	450 - 500	550 - 600	500 - 550	-	470 - 520	550 - 650
Lime	200 - 250	230 - 250	150 - 200	180 - 230	-	150 - 170	-	-	250 - 260	180 - 230
Sweet Potatoe	150 - 180	140 - 150	100 - 130	120 - 140	-	130 - 150	160 - 170	-	150 - 160	120 - 140
Manioc	80 - 120	90 - 100	60 - 80	100 - 110	80 - 100	90 - 110	80 - 100	-	-	100 - 120
Eggplant	220 - 250	250 - 270	250 - 260	280 - 350	200 - 260	200 - 240			260 - 280	280 - 350
Potato(Imported)	140 - 180	145 - 170	135 - 160	140 - 160	-	145 - 150	-	-	145 - 165	140 - 163
Potato (Welimada)	-	-	-	-	-	-	260 - 270	-	260 - 270	280 - 300
Potato (Nuwaraeliya)	280 - 300	280 - 300	250 - 260	280 - 290	-	-	-	250 - 260	-	-
B'Onion Imported	80 - 105	80 - 110	80 - 100	70 - 105	-	80 - 110	90 - 115	-	85 - 115	70 - 110
Big-onion Local	-	-	-	-	-	-	-	-	-	-
Banana										
Ambul(Rs/Kg)	80 - 100	90 - 100								-
Kolikuttu	180 - 220	210 - 220								-
Seeni	80 - 100	90 - 110								-
Anamalu (Rs/Fruits)	25 - 28	-								-
Papaya (Rs/Kg)	80 - 100	90 - 110								-
Passion Fruits(Rs/Fruit	60 - 65									-
Other Fruits (Rs/Fruit)										
Pineapple - Large	450 - 490									
- Medium	350 - 380									-
- Small	270 - 300									-
Mango - Betti	65 - 70									
- Karathakolo	250 - 300									-
Woodapple	140 - 160									-
Avocado	70 - 100									-
Orange	110 - 130									-

Data Management Division
Hector Kobbekaduwa Agrarian
Research and Training Institute
P.O. Box 1522

හෙක්ටර් කොබ්බෑකඩුව ගොවිකටයුතු පර්යේෂණ හා පුහුණු කිරීමේ ආයතනය

Hector Kobbekaduwa Agrarian Research and Training Institute

දත්ත කළමනාකරණ අංශය

තොග මිල ගණන් (කිලෝවකට රුපියල්)

Wholesale Prices (Rs/Kg)

වර්ගය	2025.06.26 පැලියගොඩ වෙළඳපොළ	2025.06.26 මහනුවර වෙළඳපොළ	2025.06.26 දඹුල්ල වෙළඳපොළ	2025.06.25 මීගොඩ වෙළඳපොළ	2025.06.26 නොරොච්චෝලේ වෙළඳපොළ	2025.06.26 තඹුත්තේගම වෙළඳපොළ	2025.06.26 කැප්පෙටිපොළ වෙළඳපොළ	2025.06.26 නුවරඑළිය වෙළඳපොළ	2025.06.26 බණ්ඩාරවෙල වෙළඳපොළ	2025.06.25 වේයන්ගොඩ වෙළඳපොළ
උඩරට එළවළු										
බෝංචි	550 - 650	450 - 500	450 - 500	550 - 600	-	550 - 650	550 - 600	580 - 620	450 - 500	550 - 600
කැරට්	280 - 320	280 - 320	230 - 300	300 - 350	-	300 - 370	200 - 250	300 - 320	270 - 300	260 - 300
ලීක්ස්	180 - 200	180 - 200	180 - 200	210 - 250	-	230 - 270	160 - 180	200 - 220	180 - 200	200 - 240
බීට්රූට්	160 - 180	150 - 180	120 - 150	170 - 200	80 - 110	160 - 200	-	-	-	160 - 200
බීට්රූට් (නුවරඑළිය)	200 - 250	220 - 230	170 - 200	-	-	-	170 - 200	200 - 220	200 - 220	-
නෝකෝල්	100 - 130	100 - 120	120 - 150	180 - 200	-	-	100 - 130	120 - 140	130 - 150	140 - 180
රාබු	50 - 80	80 - 100	50 - 70	70 - 100	60 - 80	70 - 100	50 - 70	70 - 90	60 - 70	70 - 100
ගෝවා (නුවරඑළිය)	-	230 - 240	180 - 200	-	-	-	160 - 180	200 - 220	160 - 180	-
ගෝවා (නුවර)	180 - 220	150 - 200	150 - 170	220 - 250	-	240 - 300	-	-	-	200 - 240
තක්කාලි	150 - 180	150 - 160	120 - 140	200 - 250	-	200 - 240	80 - 120	100 - 120	120 - 140	200 - 250
පහතරට එළවළු										
බණ්ඩක්කා	60 - 100	90 - 100	100 - 120	90 - 120	60 - 80	80 - 100	-	-	90 - 100	70 - 110
වම්බටු	280 - 380	220 - 250	250 - 300	320 - 400	230 - 250	250 - 330	250 - 300	-	250 - 270	300 - 350
මාළු මිරිස්	350 - 380	350 - 380	280 - 330	320 - 370	-	350 - 400	300 - 350	340 - 360	330 - 360	340 - 400
වට්ටක්කා	100 - 120	110 - 120	100 - 130	130 - 150	-	90 - 120	120 - 130	-	100 - 130	120 - 140
පිපිඤ්ඤා	40 - 60	40 - 50	35 - 45	50 - 80	10 - 40	40 - 45	50 - 80	-	60 - 70	50 - 70
කරවිල	350 - 400	330 - 350	300 - 350	350 - 400	280 - 320	320 - 400	-	-	380 - 400	350 - 400
පතෝල	80 - 130	100 - 120	100 - 120	120 - 150	80 - 120	100 - 130	-	-	100 - 110	140 - 160
මුරුංගා	500 - 1000	450 550	-	-	600 - 650	-	-	-	-	-
වැටකොළු	100 - 130	100 - 120	100 - 120	110 - 150	-	70 - 80	-	-	100 - 120	100 - 150
මෑකරල්	180 - 250	200 - 250	150 - 220	200 - 300	160 - 180	150 - 180	-	-	200 - 230	200 - 280
අළු කෙසෙල්	50 - 80	90 - 110	50 - 70	70 - 90	50 - 70	60 - 70	-	-	80 - 90	70 - 90
අමු මිරිස්	400 - 450	600 - 600	400 - 500	550 - 650	450 - 500	550 - 600	500 - 550	-	470 - 520	550 - 650
දෙහි	200 - 250	230 - 250	150 - 200	180 - 230	-	150 - 170	-	-	250 - 260	180 - 230
බතල	150 - 180	140 - 150	100 - 130	120 - 140	-	130 - 150	160 - 170	-	150 - 160	120 - 140
මඤ්ඤොක්කා	80 - 120	90 - 100	60 - 80	100 - 110	80 - 100	90 - 110	80 - 100	-	-	100 - 120
එළබටු	220 - 250	250 - 270	250 - 260	280 - 350	200 - 260	200 - 240			260 - 280	280 - 350
අර්තාපල් (ආනයනික)	140 - 180	145 - 170	135 - 160	140 - 160	-	145 - 150	-	-	145 - 165	140 - 163
අර්තාපල් (වැලිමඩ)	-	-	-	-	-	-	260 - 270	-	260 - 270	280 - 300
අර්තාපල් (නුවරඑළිය)	280 - 300	280 - 300	250 - 260	280 - 290	-	-	-	250 - 260	-	-
ලොකුළූණු (ආනයනික)	80 - 105	80 - 110	80 - 100	70 - 105	-	80 - 110	90 - 115	-	85 - 115	70 - 110
ලොකුළූණු දේශීය	-	-	-	-	-	-	-	-	-	-
කෙසෙල්										
ඇඹුල් (කිලෝවකට)	80 - 100	90 - 100								-
කෝලිකුට්ටු (කිලෝවකට)	180 - 220	210 - 220								-
සීනි (කිලෝවකට)	80 - 100	90 - 110								-
ආනමාළු (එකකට රු.)	25 - 28	-								-
ගස්ලබු (කිලෝවකට))	80 - 100	90 - 110								-
වැල්දොඩම් (එකකට රු.)	60 - 65									-
පළතුරු (එකකට රු.)										
අන්නාස -ලොකු ප්‍රමාණය	450 - 490									
- මධ්‍යම ප්‍රමාණය	350 - 380									-
- කුඩා ප්‍රමාණය	270 - 300									-
අඹ - බෙට්ටි	65 - 70									
-කර්තකොලොම්බන්	250 - 300									-
දිවුල්	140 - 160									-
අලිපේර	70 - 100									-
දොඩම්	110 - 130									-

Note:
Usually, the price collection for Veyangoda and Meegoda wholesale markets is done the previous day between 6.00 pm and 8.30 pm, and for all other wholesale markets, the price collection is done between 7.00 am and 2.00 pm.

Data Management Division
Hector Kobbekaduwa Agrarian
Research and Training Institute
P.O. Box 1522
Colombo.

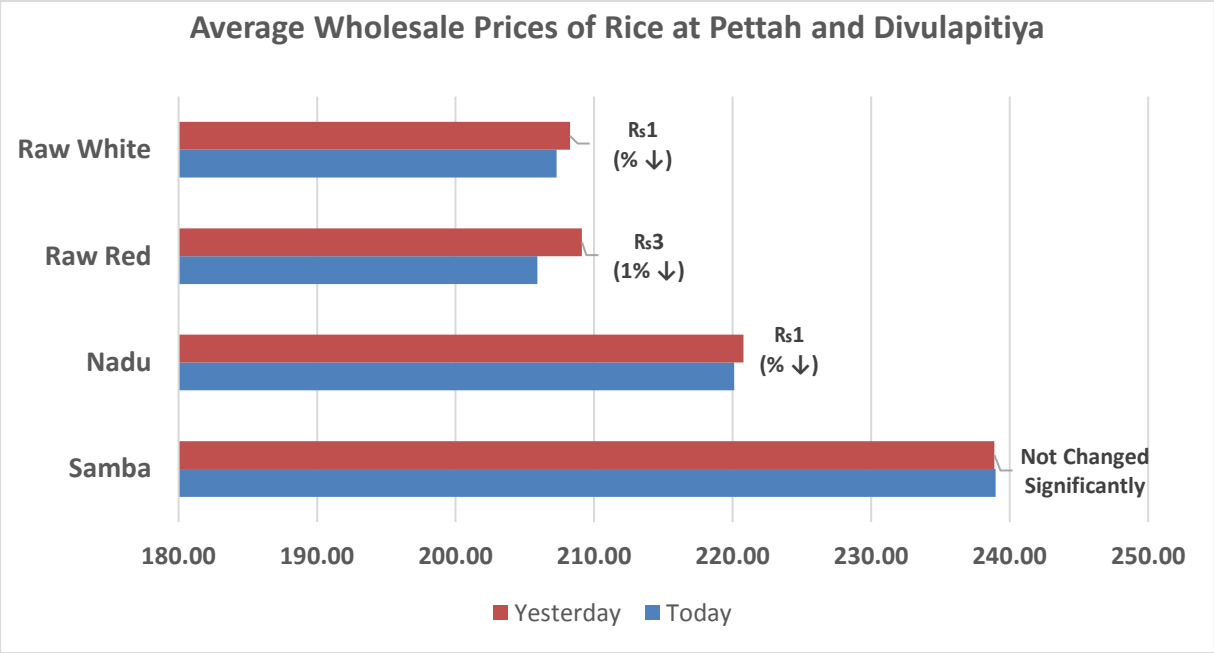
Average Wholesale Prices of Rice at Pettah and Divulapitiya
Raw White
Raw Red
Nadu
Samba
Rs1
(% ↓)
Rs3
(1% ↓)
Rs1
(% ↓)
Not Changed
Significantly
180.00
190.00
200.00
210.00
220.00
230.00
240.00
250.00
Yesterday
Today

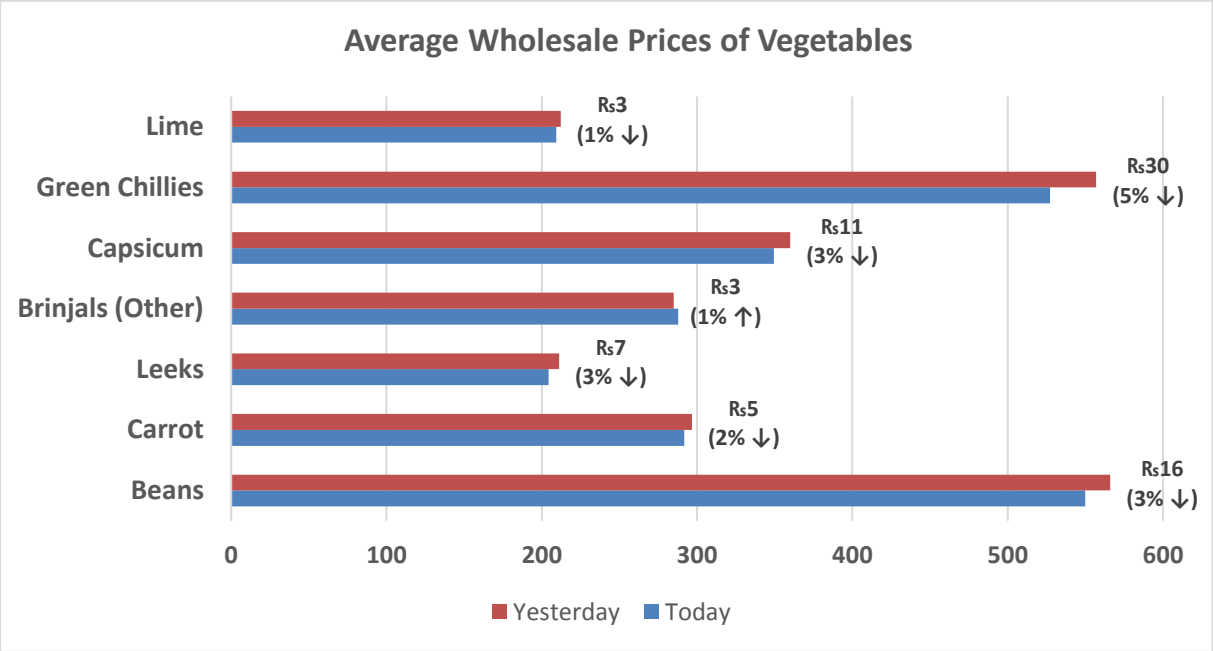
Average Wholesale Prices of Vegetables
Lime
Green Chillies
Capsicum
Brinjals (Other)
Leeks
Carrot
Beans
Rs3
(1% ↓)
Rs30
(5% ↓)
Rs11
(3% ↓)
Rs3
(1% ↑)
Rs7
(3% ↓)
Rs5
(2% ↓)
Rs16
(3% ↓)
0
100
200
300
400
500
600
Yesterday
Today

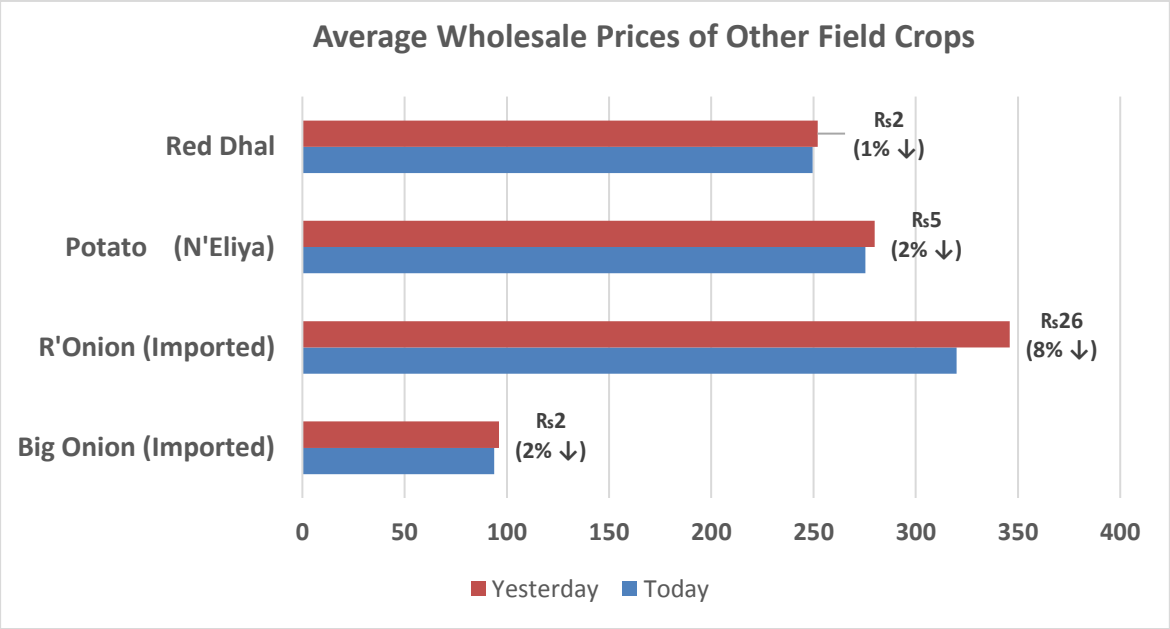
Average Wholesale Prices of Other Field Crops
Red Dhal
Potato (N'Eliya)
R'Onion (Imported)
Big Onion (Imported)
Rs2 (1% ↓)
Rs5 (2% ↓)
Rs26 (8% ↓)
Rs2 (2% ↓)
0
50
100
150
200
250
300
350
400
Yesterday
Today

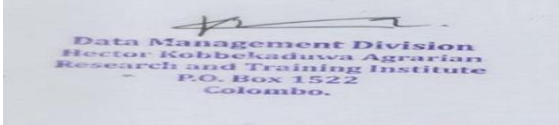
Data Management Division
Hector Kobbekaduwa Agrarian
Research and Training Institute
P.O. Box 1522
Colombo.