Hector Kobbekaduwa Agrarian Research and Training Institute
Data Management Division
(Wholesale Prices of Rice & Subsidiary Food Crops)

2025.06.12

Item	Pettah				Marandagahamula			
	Range	Average		Change *	Range	Average		Change *
	2025.06.12	2025.06.12	2025.06.11		2025.06.12	2025.06.12	2025.06.11	
Rice (Rs/kg)								
Samba 1	240.00 - 250.00	243.00	243.00		239.00 - 246.00	242.40	242.60	-0.20
Samba 2	235.00 - 238.00	236.50	236.50		235.00 - 238.00	236.40	236.00	0.40
Keeri Samba	270.00 - 300.00	285.00	285.00		265.00 - 272.00	269.40	269.00	0.40
Nadu 1	225.00 - 230.00	227.00	227.00		225.00 - 230.00	226.80	227.40	-0.60
Nadu 2	220.00 - 222.00	221.00	221.00		220.00 - 223.00	221.40	221.60	-0.20
Raw red	210.00 - 220.00	215.00	213.75	1.25	208.00 - 215.00	211.25	211.00	0.25
Raw White	210.00 - 220.00	215.00	215.00		208.00 - 214.00	210.40	211.20	-0.80
Imported Rice								
Ponne Samba	235.00 - 240.00	237.50	237.50		-			
Nadu	-				-			
Raw White	205.00 - 210.00	207.50	207.50		-			
Raw red								
Subsidiary Food Crops								
Dried Chillies (Rs/Kg)								
Imported	500.00 - 550.00	530.00	530.00					
Local								
Onion (Rs/Kg)								
Sinnan	180.00 - 250.00	208.00	230.00	-22.00				
Vedalan	-							
Imported	320.00 - 350.00	338.00	338.00					
Big Onion								
Imported	80.00 - 120.00	96.00	100.00	-4.00				
Local	-							
Potatoes (Rs/Kg)								
Welimada	-							
Nuwaraeliya	270.00 - 280.00	274.00	254.00	20.00				
Imported	150.00 - 160.00	154.00	176.00	-22.00				
Pulses (Rs/Kg)								
Green Gram	650.00 - 820.00	718.00	775.00	-57.00				
Cowpea	650.00 - 700.00	670.00	670.00					
Red Dhal	250.00 - 255.00	252.00	253.00	-1.00				
Consumption Item(Rs/Kg)								
Sugar(White)	220.00 - 225.00	222.50	222.50					
Wheat Flour	155.00 - 160.00	157.50	157.50					
Eggs (Rs/Egg)								
Brown	36.00 - 37.00	36.50	36.50					
White	34.00 - 35.00	34.50	34.50					

Data Management Division
Hector Kobbekaduwa Agrarian
Research and Training Institute
P.O. Box 1522
Colombo.

Hector Kobbekaduwa Agrarian Research and Training Institute
Data Management Division

Variety	2025.06.12 Peliyagoda Market	2025.06.12 Kandy Market	2025.06.12 Dambulla Market	2025.06.11 Meegoda Market	2025.06.12 Norochchole Market	2025.06.12 Thambuththegama Market	2025.06.12 Keppetipola Market	2025.06.12 Nuwaraeliya Market	2025.06.12 Bandarawela Market	2025.06.11 Veyangoda Market
Up Country Vegetable										
Beans	400 - 500	450 - 500	480 - 550	-	-	450 - 530	300 - 350	340 - 380	400 - 440	-
Carrot	500 - 600	650 - 680	600 - 700	-	-	650 - 750	450 - 500	660 - 680	600 - 650	-
Leeks	300 - 340	330 - 350	360 - 400	-	-	300 - 360	270 - 280	290 - 310	270 - 300	-
Beet root	350 - 380	380 - 400	300 - 380	-	330 - 360	400 - 450	-	-	-	-
Beet root (N Eliya)	450 - 470	400 - 420	450 - 460	-	-	-	350 - 360	270 - 300	350 - 380	-
Knolkhol	300 - 350	230 - 250	330 - 380	-	-	-	300 - 320	240 - 260	300 - 330	-
Raddish	120 - 150	100 - 120	100 - 120	-	40 - 60	130 - 140	80 - 90	100 - 130	90 - 100	-
Cabbage (N'Eliya)	-	-	-	-	-	-	380 - 400	440 - 460	400 - 440	-
Cabbage (Kandy)	450 - 500	430 - 450	400 - 450	-	-	450 - 500	-	-	-	-
Tomato	250 - 350	250 - 300	230 - 300	-	-	350 - 400	250 - 260	240 - 280	210 - 240	-
Low country Vegetable										
Ladies Fingers	50 - 80	100 - 110	80 - 100	-	40 - 50	70 - 90	-	-	100 - 120	-
Brinjals	350 - 400	300 - 350	250 - 280	-	-	300 - 350	360 - 400	-	370 - 400	-
Capsicum	600 - 700	650 - 700	650 - 700	-	-	750 - 800	650 - 700	700 - 750	680 - 750	-
Pumpkin	80 - 120	100 - 120	90 - 100	-	-	100 - 120	120 - 130	-	110 - 130	-
Cucumber	80 - 120	60 - 70	30 - 40	-	10 - 40	30 - 40	90 - 100	-	70 - 80	-
Bitter Gourd	400 - 500	450 - 480	400 - 460	-	330 - 360	300 - 400	-	-	400 - 430	-
Snake Gourd	160 - 200	200 - 230	160 - 200	-	100 - 120	180 - 200	-	-	160 - 200	-
Drumstick	800 - 1000		-	-	550 - 600	-	-	-	-	-
Luffa	120 - 180	120 - 130	100 - 120	-	80 - 100	160 - 200	-	-	160 - 180	-
Long Beans	80 - 150	200 - 230	80 - 120	-	120 - 150	80 - 100	-	-	200 - 220	-
Ash Plantains	60 - 100	120 - 130	50 - 70	-	-	60 - 80	-	-	80 - 100	-
Green Chillies	600 - 700	1000 - 1100	600 - 700	-	650 - 700	750 - 800	900 - 1000	-	800 - 850	-
Lime	280 - 320	420 - 450	200 - 250	-	-	220 - 250	-	-	330 - 350	-
Sweet Potatoe	180 - 240	160 - 180	140 - 170	-	-	130 - 160	160 - 180	-	150 - 170	-
Manioc	100 - 120	90 - 100	80 - 100	-	-	90 - 110	80 - 100	-	-	-
Eggplant	200 - 250	240 - 250	260 - 300	-	-	180 - 220			270 - 280	-
Potato(Imported)	150 - 160	150 - 170	130 - 145	-	-	160 - 170	-	-	165 - 175	-
Potato (Welimada)	-	-	220 - 230	-	-	-	270 - 290	-	260 - 270	-
Potato (Nuwaraeliya)	270 - 280	290 - 300	-	-	-	-	-	260 - 270	-	-
B'Onion Imported	80 - 120	110 - 115	100 - 110	-	-	100 - 110	110 - 120	-	110 - 160	-
Big-onion Local	-	-	-	-	-	-	-	-	-	-
Banana										
Ambul(Rs/Kg)	80 - 100	70 - 90								-
Kolikuttu	200 - 220	200 - 220								-
Seeni	80 - 100	80 - 100								-
Anamalu (Rs/Fruits)	25 - 27	-								-
Papaya (Rs/Kg)	100 - 120	110 - 120								-
Passion Fruits(Rs/Fruit	50 - 60									-
Other Fruits (Rs/Fruit)										
Pineapple - Large	400 - 480									
- Medium	300 - 370									-
- Small	240 - 290									-
Mango - Betti	50 - 52									
- Karathakolo	170 - 200									-
Woodapple	130 - 140									-
Avocado	125 - 130									-
Orange	120 - 140									-

Data Management Division
Hector Kobbekaduwa Agrarian
Research and Training Institute
P.O. Box 1522

හෙක්ටර් කොබ්බෑකඩුව ගොවිකටයුතු පර්යේෂණ හා පුහුණු කිරීමේ ආයතනය

Hector Kobbekaduwa Agrarian Research and Training Institute

දත්ත කළමනාකරණ අංශය

තොග මිල ගණන් (කිලෝවකට රුපියල්)

Wholesale Prices (Rs/Kg)

වර්ගය	2025.06.12 පැලියගොඩ වෙළඳපොළ	2025.06.12 මහනුවර වෙළඳපොළ	2025.06.12 දඹුල්ල වෙළඳපොළ	2025.06.11 මීගොඩ වෙළඳපොළ	2025.06.12 නොරොච්චෝලේ වෙළඳපොළ	2025.06.12 තඹුත්තේගම වෙළඳපොළ	2025.06.12 කෑප්පෙටිපොළ වෙළඳපොළ	2025.06.12 නුවරඑළිය වෙළඳපොළ	2025.06.12 බණ්ඩාරවෙල වෙළඳපොළ	2025.06.11 වේයන්ගොඩ වෙළඳපොළ
උඩරට එළවළු										
බෝංචි	400 - 500	450 - 500	480 - 550	-	-	450 - 530	300 - 350	340 - 380	400 - 440	-
කැරට්	500 - 600	650 - 680	600 - 700	-	-	650 - 750	450 - 500	660 - 680	600 - 650	-
ලීක්ස්	300 - 340	330 - 350	360 - 400	-	-	300 - 360	270 - 280	290 - 310	270 - 300	-
බීට්රූට්	350 - 380	380 - 400	300 - 380	-	330 - 360	400 - 450	-	-	-	-
බීට්රූට් (නුවරඑළිය)	450 - 470	400 - 420	450 - 460	-	-	-	350 - 360	270 - 300	350 - 380	-
නෝකෝල්	300 - 350	230 - 250	330 - 380	-	-	-	300 - 320	240 - 260	300 - 330	-
රාබු	120 - 150	100 - 120	100 - 120	-	40 - 60	130 - 140	80 - 90	100 - 130	90 - 100	-
ගෝවා (නුවරඑළිය)	-	-	-	-	-	-	380 - 400	440 - 460	400 - 440	-
ගෝවා (නුවර)	450 - 500	430 - 450	400 - 450	-	-	450 - 500	-	-	-	-
තක්කාලි	250 - 350	250 - 300	230 - 300	-	-	350 - 400	250 - 260	240 - 280	210 - 240	-
පහතරට එළවළු										
බණ්ඩක්කා	50 - 80	100 - 110	80 - 100	-	40 - 50	70 - 90	-	-	100 - 120	-
වම්බටු	350 - 400	300 - 350	250 - 280	-	-	300 - 350	360 - 400	-	370 - 400	-
මාළු මිරිස්	600 - 700	650 - 700	650 - 700	-	-	750 - 800	650 - 700	700 - 750	680 - 750	-
වට්ටක්කා	80 - 120	100 - 120	90 - 100	-	-	100 - 120	120 - 130	-	110 - 130	-
පිපිඤ්ඤා	80 - 120	60 - 70	30 - 40	-	10 - 40	30 - 40	90 - 100	-	70 - 80	-
කරවිල	400 - 500	450 - 480	400 - 460	-	330 - 360	300 - 400	-	-	400 - 430	-
පතෝල	160 - 200	200 - 230	160 - 200	-	100 - 120	180 - 200	-	-	160 - 200	-
මුරුංගා	800 - 1000		-	-	550 - 600	-	-	-	-	-
වැටකොළු	120 - 180	120 - 130	100 - 120	-	80 - 100	160 - 200	-	-	160 - 180	-
මෑකරල්	80 - 150	200 - 230	80 - 120	-	120 - 150	80 - 100	-	-	200 - 220	-
අළු කෙසෙල්	60 - 100	120 - 130	50 - 70	-	-	60 - 80	-	-	80 - 100	-
අමු මිරිස්	600 - 700	1000 - 1100	600 - 700	-	650 - 700	750 - 800	900 - 1000	-	800 - 850	-
දෙහි	280 - 320	420 - 450	200 - 250	-	-	220 - 250	-	-	330 - 350	-
බතල	180 - 240	160 - 180	140 - 170	-	-	130 - 160	160 - 180	-	150 - 170	-
මඤ්ඤොක්කා	100 - 120	90 - 100	80 - 100	-	-	90 - 110	80 - 100	-	-	-
එළබටු	200 - 250	240 - 250	260 - 300	-	-	180 - 220			270 - 280	-
අර්තාපල් (ආනයනික)	150 - 160	150 - 170	130 - 145	-	-	160 - 170	-	-	165 - 175	-
අර්තාපල් (වැලිමඩ)	-	-	220 - 230	-	-	-	270 - 290	-	260 - 270	-
අර්තාපල් (නුවරඑළිය)	270 - 280	290 - 300	-	-	-	-	-	260 - 270	-	-
ලොකුළූණු (ආනයනික)	80 - 120	110 - 115	100 - 110	-	-	100 - 110	110 - 120	-	110 - 160	-
ලොකුළූණු දේශීය	-	-	-	-	-	-	-	-	-	-
කෙසෙල්										
ඇඹුල් (කිලෝවකට)	80 - 100	70 - 90								-
කෝලිකුට්ටු (කිලෝවකට)	200 - 220	200 - 220								-
සීනි (කිලෝවකට)	80 - 100	80 - 100								-
ආනමාළු (එකකට රු.)	25 - 27	-								-
ගස්ලබු (කිලෝවකට))	100 - 120	110 - 120								-
වැල්දොඩම් (එකකට රු.)	50 - 60									-
පළතුරු (එකකට රු.)										
අන්නාස -ලොකු ප්‍රමාණය	400 - 480									
- මධ්‍යම ප්‍රමාණය	300 - 370									-
- කුඩා ප්‍රමාණය	240 - 290									-
අඹ - බෙට්ටි	50 - 52									
-කර්තකොලොම්බන්	170 - 200									-
දිවුල්	130 - 140									-
අලිපේර	125 - 130									-
දොඩම්	120 - 140									-

Note:
Usually, the price collection for Veyangoda and Meegoda wholesale markets is done the previous day between 6.00 pm and 8.30 pm, and for all other wholesale markets, the price collection is done between 7.00 am and 2.00 pm.

Data Management Division
Hector Kobbekaduwa Agrarian
Research and Training Institute
P.O. Box 1522
Colombo.

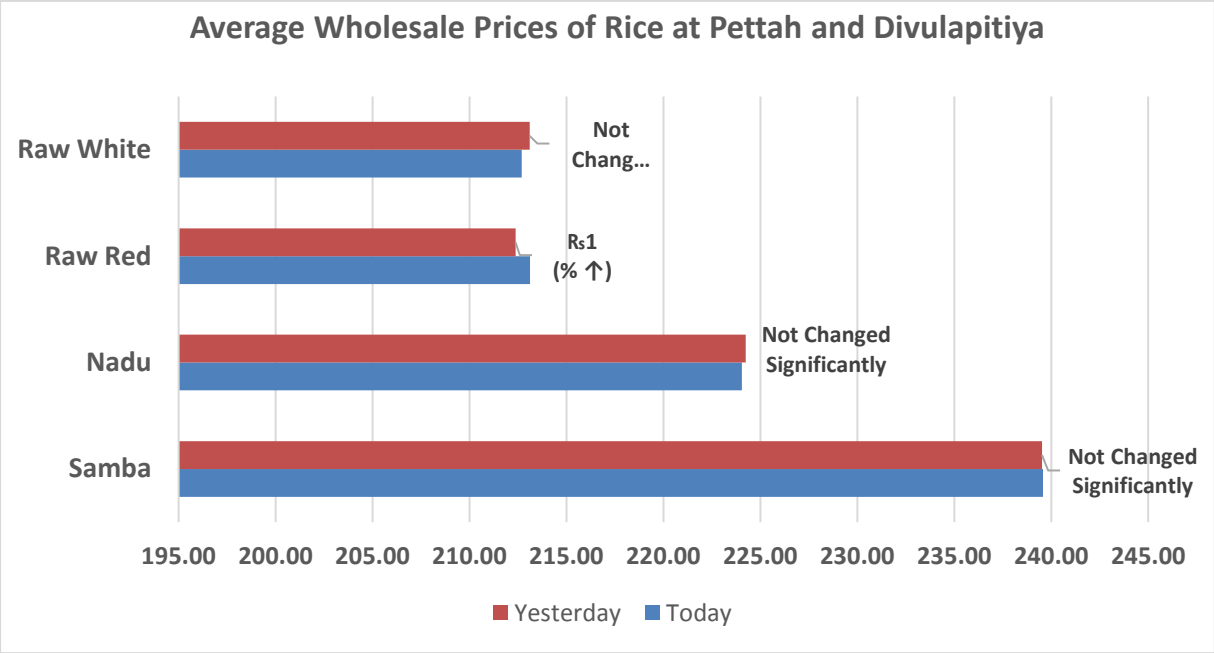
Average Wholesale Prices of Rice at Pettah and Divulapitiya
Raw White
Raw Red
Nadu
Samba
Not Chang...
Rs1 (% ↑)
Not Changed Significantly
Not Changed Significantly
195.00
200.00
205.00
210.00
215.00
220.00
225.00
230.00
235.00
240.00
245.00
Yesterday
Today

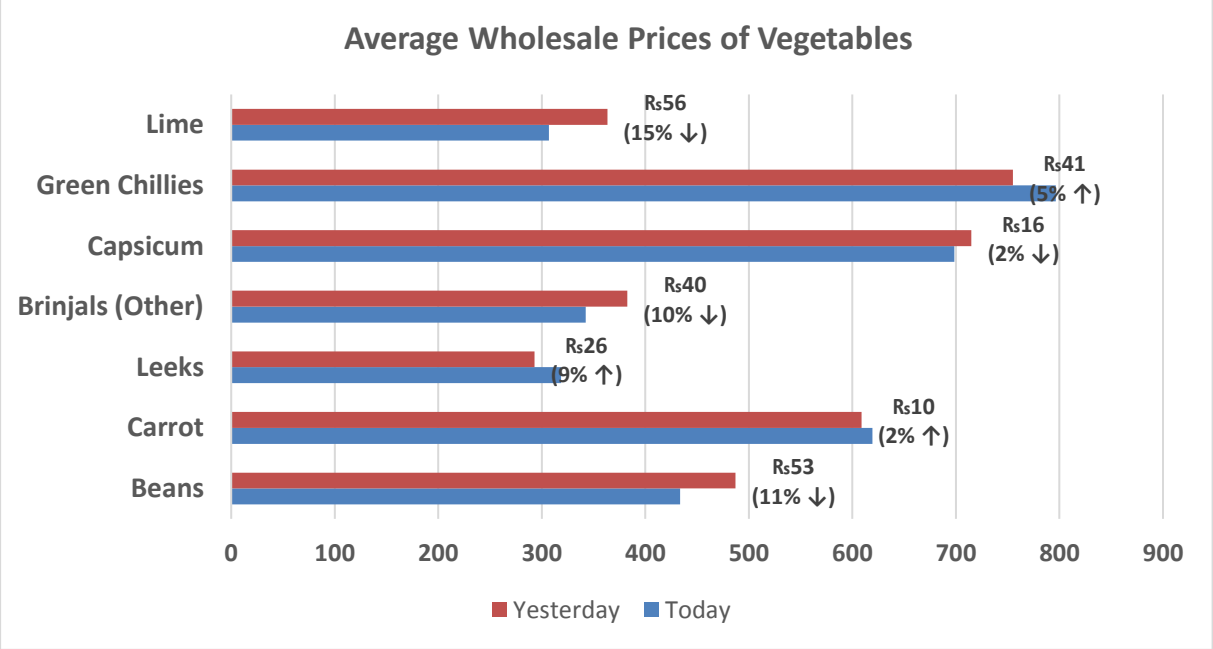
Average Wholesale Prices of Vegetables
Lime
Green Chillies
Capsicum
Brinjals (Other)
Leeks
Carrot
Beans
Rs56 (15% ↓)
Rs41 (5% ↑)
Rs16 (2% ↓)
Rs40 (10% ↓)
Rs26 (9% ↑)
Rs10 (2% ↑)
Rs53 (11% ↓)
0
100
200
300
400
500
600
700
800
900
Yesterday
Today

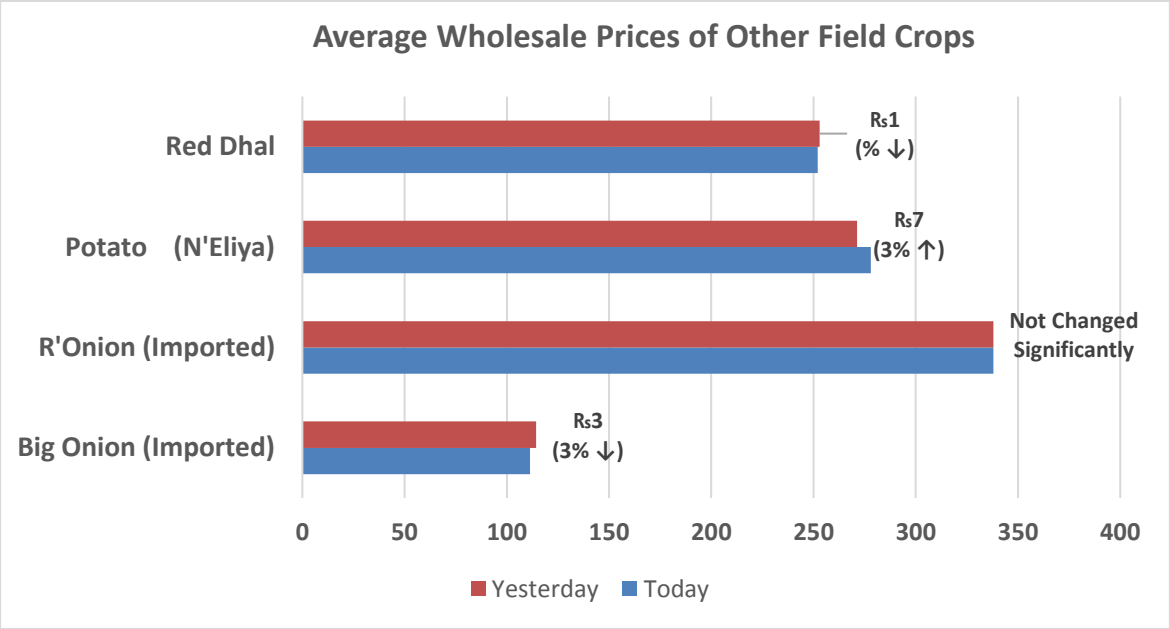
Average Wholesale Prices of Other Field Crops
Red Dhal
Potato (N'Eliya)
R'Onion (Imported)
Big Onion (Imported)
Rs1
(% ↓)
Rs7
(3% ↑)
Not Changed
Significantly
Rs3
(3% ↓)
0
50
100
150
200
250
300
350
400
Yesterday
Today

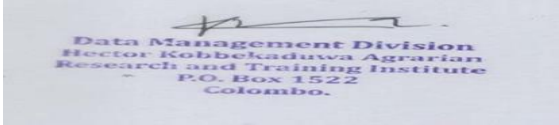
Data Management Division
Hector Kobbekaduwa Agrarian
Research and Training Institute
P.O. Box 1522
Colombo.