Hector Kobbekaduwa Agrarian Research and Training Institute
Data Management Division
(Wholesale Prices of Rice & Subsidiary Food Crops)

2025.07.31

Item	Pettah				Marandagahamula			
	Range	Average		Change *	Range	Average		Change *
	2025.07.31	2025.07.31	2025.07.30		2025.07.31	2025.07.31	2025.07.30	
Rice (Rs/kg)								
Samba 1	235.00 - 240.00	237.00	237.00		238.00 - 245.00	241.00	240.80	0.20
Samba 2	230.00 - 232.00	231.00	231.00		230.00 - 234.00	231.60	233.00	-1.40
Keeri Samba	260.00 - 300.00	280.00	265.00	15.00	260.00 - 270.00	265.00	264.80	0.20
Nadu 1	205.00 - 210.00	207.50	207.50		220.00 - 225.00	223.80	222.40	1.40
Nadu 2	200.00 - 202.00	201.00	201.00		190.00 - 198.00	194.00	194.40	-0.40
Raw red	190.00 - 200.00	196.25	197.50	-1.25	190.00 - 195.00	192.20	191.80	0.40
Raw White	190.00 - 200.00	196.25	197.50	-1.25	188.00 - 196.00	191.80	191.80	
Imported Rice								
Ponne Samba	-				-			
Nadu	-				-			
Raw White	205.00 - 210.00	207.50	207.50		-			
Raw red								
Subsidiary Food Crops								
Dried Chillies (Rs/Kg)								
Imported	550.00 - 600.00	575.00	575.00					
Local								
Onion (Rs/Kg)								
Sinnan	-							
Vedalan	250.00 - 280.00	265.00	245.00	20.00				
Imported	200.00 - 260.00	230.00	230.00					
Big Onion								
Imported	80.00 - 120.00	100.00	90.00	10.00				
Local	-							
Potatoes (Rs/Kg)								
Welimada	240.00 - 250.00	100.00	90.00	10.00				
Nuwaraeliya	275.00 - 280.00	277.50	260.00	17.50				
Imported	150.00 - 185.00	167.50	165.00	2.50				
Pulses (Rs/Kg)								
Green Gram	670.00 - 750.00	710.00	710.00					
Cowpea (White)	950.00 - 1000.00	975.00	975.00					
Red Dhal	240.00 - 245.00	242.50	242.50					
Consumption Item(Rs/Kg)								
Sugar(White)	207.00 - 210.00	208.50	208.50					
Wheat Flour	150.00 - 175.00	162.50	162.50					
Eggs (Rs/Egg)								
Brown	30.00 - 31.00	30.50	30.50					
White	28.00 - 29.00	28.50	28.50					

Data Management Division
Hector Kobbekaduwa Agrarian
Research and Training Institute
P.O. Box 1522
Colombo.

Hector Kobbekaduwa Agrarian Research and Training Institute
Data Management Division

Variety	2025.07.31 Peliyagoda Market	2025.07.31 Kandy Market	2025.07.31 Dambulla Market	2025.07.30 Meegoda Market	2025.07.31 Norochchole Market	2025.07.31 Thambuththegama Market	2025.07.31 Keppetipola Market	2025.07.31 Nuwaraeliya Market	2025.07.31 Bandarawela Market	2025.07.30 Veyangoda Market
Up Country Vegetable										
Beans	550 - 600	600 - 650	550 - 600	650 - 700	-	600 - 700	660 - 700	680 - 720	620 - 650	660 - 700
Carrot	250 - 280	250 - 280	250 - 300	270 - 320	-	290 - 320	240 - 270	290 - 300	250 - 270	250 - 300
Leeks	80 - 100	100 - 120	120 - 130	120 - 150	-	140 - 180	80 - 110	100 - 120	90 - 110	120 - 160
Beet root	80 - 100	70 - 80	70 - 90	90 - 110	50 - 60	100 - 140	-	-	-	100 - 120
Beet root (N Eliya)	100 - 120	100 - 130	100 - 110	-	-	-	100 - 120	120 - 130	110 - 120	-
Knolkhol	80 - 120	60 - 70	60 - 80	90 - 130	-	-	60 - 80	80 - 90	70 - 80	100 - 130
Raddish	60 - 70	70 - 80	35 - 45	100 - 120	30 - 50	80 - 100	60 - 80	90 - 100	70 - 80	70 - 100
Cabbage (N'Eliya)	150 - 160	160 - 170	-	-	-	-	100 - 130	140 - 150	100 - 130	-
Cabbage (Kandy)	130 - 140	100 - 130	130 - 160	140 - 200	-	150 - 200	-	-	-	140 - 180
Tomato	80 - 100	70 - 90	60 - 80	120 - 140	-	70 - 100	100 - 110	110 - 130	100 - 110	100 - 130
Low country Vegetable										
Ladies Fingers	80 - 120	90 - 100	80 - 90	90 - 120	60 - 80	60 - 80	-	-	80 - 100	100 - 130
Brinjals	250 - 300	250 - 280	220 - 280	250 - 300	160 - 180	200 - 250	250 - 280	-	240 - 280	250 - 310
Capsicum	380 - 500	520 - 550	400 - 460	460 - 520	400 - 450	350 - 400	450 - 500	480 - 520	480 - 530	450 - 520
Pumpkin	50 - 70	60 - 70	30 - 45	60 - 75	-	50 - 60	65 - 75	-	65 - 80	60 - 75
Cucumber	50 - 60	70 - 80	40 - 60	40 - 60	20 - 30	40 - 50	60 - 70	-	60 - 70	50 - 75
Bitter Gourd	200 - 250	200 - 220	160 - 200	200 - 300	220 - 240	150 - 180	-	-	220 - 230	220 - 270
Snake Gourd	160 - 200	130 - 150	100 - 120	160 - 180	60 - 70	120 - 150	-	-	140 - 150	150 - 180
Drumstick	180 - 500	200 350	-	330 - 370	230 - 280	230 - 280	200 - 220	-	200 - 250	350 - 400
Luffa	160 - 180	220 - 250	120 - 140	140 - 180	120 - 140	70 - 100	-	-	130 - 150	140 - 180
Long Beans	150 - 250	230 - 250	200 - 250	190 - 280	150 - 160	180 - 220	-	-	220 - 250	200 - 260
Ash Plantains	50 - 70	70 - 90	60 - 70	70 - 100	40 - 50	50 - 60	-	-	60 - 80	80 - 100
Green Chillies	180 - 250	250 - 280	150 - 200	260 - 330	260 - 300	180 - 200	280 - 320	-	300 - 340	260 - 340
Lime	150 - 200	150 - 180	150 - 180	180 - 220	-	140 - 160	-	-	200 - 220	180 - 210
Sweet Potatoe	120 - 130	130 - 150	100 - 130	120 - 140	-	120 - 130	130 - 150	-	140 - 150	130 - 170
Manioc	80 - 100	80 - 100	80 - 90	90 - 100	70 - 80	80 - 100	80 - 90	-	-	110 - 130
Eggplant	250 - 300	250 - 280	200 - 250	260 - 320	150 - 180	150 - 180			220 - 250	240 - 330
Potato(Imported)	150 - 185	165 - 185	150 - 170	155 - 190	-	160 - 170	-	-	160 - 180	160 - 185
Potato (Welimada)	240 - 250	-	-	290 - 300	-	-	250 - 260	-	250 - 260	-
Potato (Nuwaraeliya)	275 - 280	280 - 300	340 - 360	310 - 320	-	-	-	290 - 300	-	330 - 340
B'Onion Imported	80 - 120	85 - 115	80 - 110	80 - 110	-	105 - 115	110 - 115	-	75 - 115	80 - 110
Big-onion Local	-	-	-	-	-	-	-	-	-	-
Banana										
Ambul(Rs/Kg)	80 - 120	80 - 100								-
Kolikuttu	200 - 220	220 - 230								-
Seeni	80 - 100	80 - 100								-
Anamalu (Rs/Fruits)	24 - 28	-								-
Papaya (Rs/Kg)	150 - 180	120 - 130								-
Passion Fruits(Rs/Fruit	45 - 55									-
Other Fruits (Rs/Fruit)										
Pineapple - Large	330 - 350									
- Medium	250 - 270									-
- Small	200 - 220									-
Mango - Betti	50 - 60									
- Karathakolo	280 - 330									-
Woodapple	80 - 100									-
Avocado	80 - 100									-
Orange	60 - 70									-

Data Management Division
Hector Kobbekaduwa Agrarian
Research and Training Institute
P.O. Box 1522

හෙක්ටර් කොබ්බෑකඩුව ගොවිකටයුතු පර්යේෂණ හා පුහුණු කිරීමේ ආයතනය

Hector Kobbekaduwa Agrarian Research and Training Institute

දත්ත කළමනාකරණ අංශය

තොග මිල ගණන් (කිලෝවකට රුපියල්)

Wholesale Prices (Rs/Kg)

වර්ගය	2025.07.31 පැලියගොඩ වෙළඳපොළ	2025.07.31 මහනුවර වෙළඳපොළ	2025.07.31 දඹුල්ල වෙළඳපොළ	2025.07.30 මීගොඩ වෙළඳපොළ	2025.07.31 නොරොච්චෝලේ වෙළඳපොළ	2025.07.31 තඹුත්තේගම වෙළඳපොළ	2025.07.31 කෑප්පෙටිපොළ වෙළඳපොළ	2025.07.31 නුවරඑළිය වෙළඳපොළ	2025.07.31 බණ්ඩාරවෙල වෙළඳපොළ	2025.07.30 වේයන්ගොඩ වෙළඳපොළ
උඩරට එළවළු										
බෝංචි	550 - 600	600 - 650	550 - 600	650 - 700	-	600 - 700	660 - 700	680 - 720	620 - 650	660 - 700
කැරට්	250 - 280	250 - 280	250 - 300	270 - 320	-	290 - 320	240 - 270	290 - 300	250 - 270	250 - 300
ලීක්ස්	80 - 100	100 - 120	120 - 130	120 - 150	-	140 - 180	80 - 110	100 - 120	90 - 110	120 - 160
බීට්රූට්	80 - 100	70 - 80	70 - 90	90 - 110	50 - 60	100 - 140	-	-	-	100 - 120
බීට්රූට් (නුවරඑළිය)	100 - 120	100 - 130	100 - 110	-	-	-	100 - 120	120 - 130	110 - 120	-
නෝකෝල්	80 - 120	60 - 70	60 - 80	90 - 130	-	-	60 - 80	80 - 90	70 - 80	100 - 130
රාබු	60 - 70	70 - 80	35 - 45	100 - 120	30 - 50	80 - 100	60 - 80	90 - 100	70 - 80	70 - 100
ගෝවා (නුවරඑළිය)	150 - 160	160 - 170	-	-	-	-	100 - 130	140 - 150	100 - 130	-
ගෝවා (නුවර)	130 - 140	100 - 130	130 - 160	140 - 200	-	150 - 200	-	-	-	140 - 180
තක්කාලි	80 - 100	70 - 90	60 - 80	120 - 140	-	70 - 100	100 - 110	110 - 130	100 - 110	100 - 130
පහතරට එළවළු										
බණ්ඩක්කා	80 - 120	90 - 100	80 - 90	90 - 120	60 - 80	60 - 80	-	-	80 - 100	100 - 130
වම්බටු	250 - 300	250 - 280	220 - 280	250 - 300	160 - 180	200 - 250	250 - 280	-	240 - 280	250 - 310
මාළු මිරිස්	380 - 500	520 - 550	400 - 460	460 - 520	400 - 450	350 - 400	450 - 500	480 - 520	480 - 530	450 - 520
වට්ටක්කා	50 - 70	60 - 70	30 - 45	60 - 75	-	50 - 60	65 - 75	-	65 - 80	60 - 75
පිපිඤ්ඤා	50 - 60	70 - 80	40 - 60	40 - 60	20 - 30	40 - 50	60 - 70	-	60 - 70	50 - 75
කරවිල	200 - 250	200 - 220	160 - 200	200 - 300	220 - 240	150 - 180	-	-	220 - 230	220 - 270
පතෝල	160 - 200	130 - 150	100 - 120	160 - 180	60 - 70	120 - 150	-	-	140 - 150	150 - 180
මුරුංගා	180 - 500	200 350	-	330 - 370	230 - 280	230 - 280	200 - 220	-	200 - 250	350 - 400
වැටකොළු	160 - 180	220 - 250	120 - 140	140 - 180	120 - 140	70 - 100	-	-	130 - 150	140 - 180
මෑකරල්	150 - 250	230 - 250	200 - 250	190 - 280	150 - 160	180 - 220	-	-	220 - 250	200 - 260
අළු කෙසෙල්	50 - 70	70 - 90	60 - 70	70 - 100	40 - 50	50 - 60	-	-	60 - 80	80 - 100
අමු මිරිස්	180 - 250	250 - 280	150 - 200	260 - 330	260 - 300	180 - 200	280 - 320	-	300 - 340	260 - 340
දෙහි	150 - 200	150 - 180	150 - 180	180 - 220	-	140 - 160	-	-	200 - 220	180 - 210
බතල	120 - 130	130 - 150	100 - 130	120 - 140	-	120 - 130	130 - 150	-	140 - 150	130 - 170
මඤ්ඤොක්කා	80 - 100	80 - 100	80 - 90	90 - 100	70 - 80	80 - 100	80 - 90	-	-	110 - 130
එළබටු	250 - 300	250 - 280	200 - 250	260 - 320	150 - 180	150 - 180			220 - 250	240 - 330
අර්තාපල් (ආනයනික)	150 - 185	165 - 185	150 - 170	155 - 190	-	160 - 170	-	-	160 - 180	160 - 185
අර්තාපල් (වැලිමඩ)	240 - 250	-	-	290 - 300	-	-	250 - 260	-	250 - 260	-
අර්තාපල් (නුවරඑළිය)	275 - 280	280 - 300	340 - 360	310 - 320	-	-	-	290 - 300	-	330 - 340
ලොකුළූණු (ආනයනික)	80 - 120	85 - 115	80 - 110	80 - 110	-	105 - 115	110 - 115	-	75 - 115	80 - 110
ලොකුළූණු දේශීය	-	-	-	-	-	-	-	-	-	-
කෙසෙල්										
ඇඹුල් (කිලෝවකට)	80 - 120	80 - 100								-
කෝලිකුට්ටු (කිලෝවකට)	200 - 220	220 - 230								-
සීනි (කිලෝවකට)	80 - 100	80 - 100								-
ආනමාළු (එකකට රු.)	24 - 28	-								-
ගස්ලබු (කිලෝවකට))	150 - 180	120 - 130								-
වැල්දොඩම් (එකකට රු.)	45 - 55									-
පළතුරු (එකකට රු.)										
අන්නාස -ලොකු ප්‍රමාණය	330 - 350									
- මධ්‍යම ප්‍රමාණය	250 - 270									-
- කුඩා ප්‍රමාණය	200 - 220									-
අඹ - බෙට්ටි	50 - 60									
-කර්තකොලොම්බන්	280 - 330									-
දිවුල්	80 - 100									-
අලිපේර	80 - 100									-
දොඩම්	60 - 70									-

Note:
Usually, the price collection for Veyangoda and Meegoda wholesale markets is done the previous day between 6.00 pm and 8.30 pm, and for all other wholesale markets, the price collection is done between 7.00 am and 2.00 pm.

Data Management Division
Hector Kobbekaduwa Agrarian Research and Training Institute
P.O. Box 1522
Colombo.

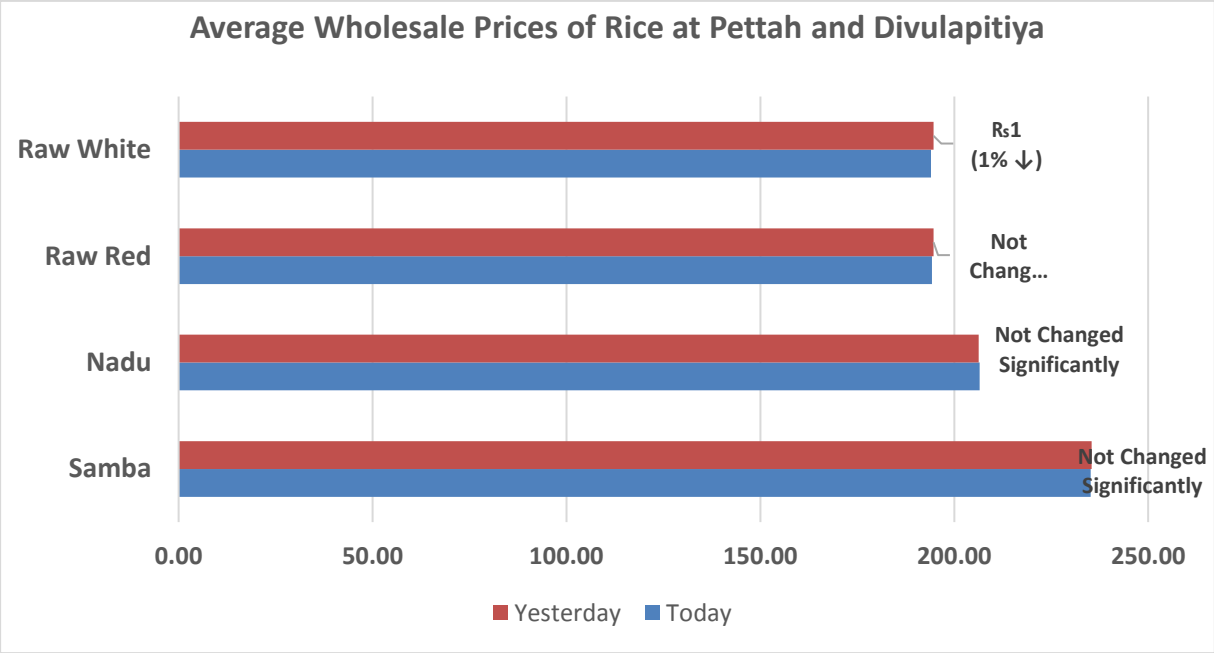
Average Wholesale Prices of Rice at Pettah and Divulapitiya
Raw White
Raw Red
Nadu
Samba
Rs1
(1% ↓)
Not
Chang...
Not Changed
Significantly
Not Changed
Significantly
0.00
50.00
100.00
150.00
200.00
250.00
Yesterday
Today

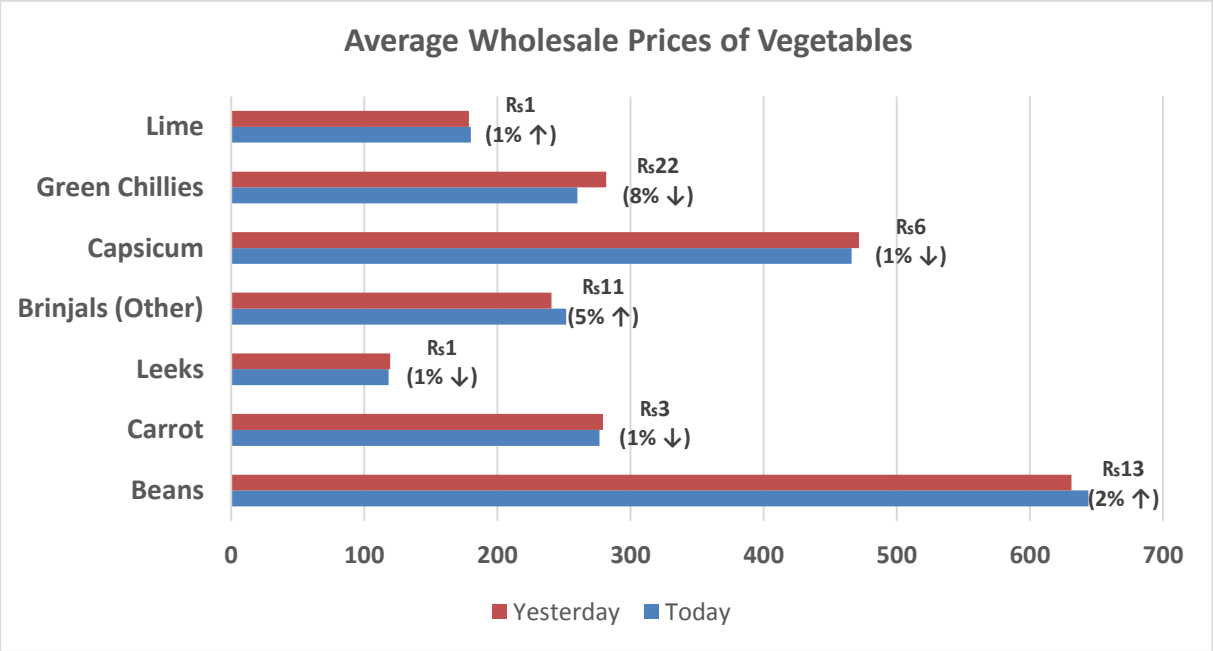
Average Wholesale Prices of Vegetables
Lime
Green Chillies
Capsicum
Brinjals (Other)
Leeks
Carrot
Beans
Rs1
(1% ↑)
Rs22
(8% ↓)
Rs6
(1% ↓)
Rs11
(5% ↑)
Rs1
(1% ↓)
Rs3
(1% ↓)
Rs13
(2% ↑)
0
100
200
300
400
500
600
700
Yesterday
Today

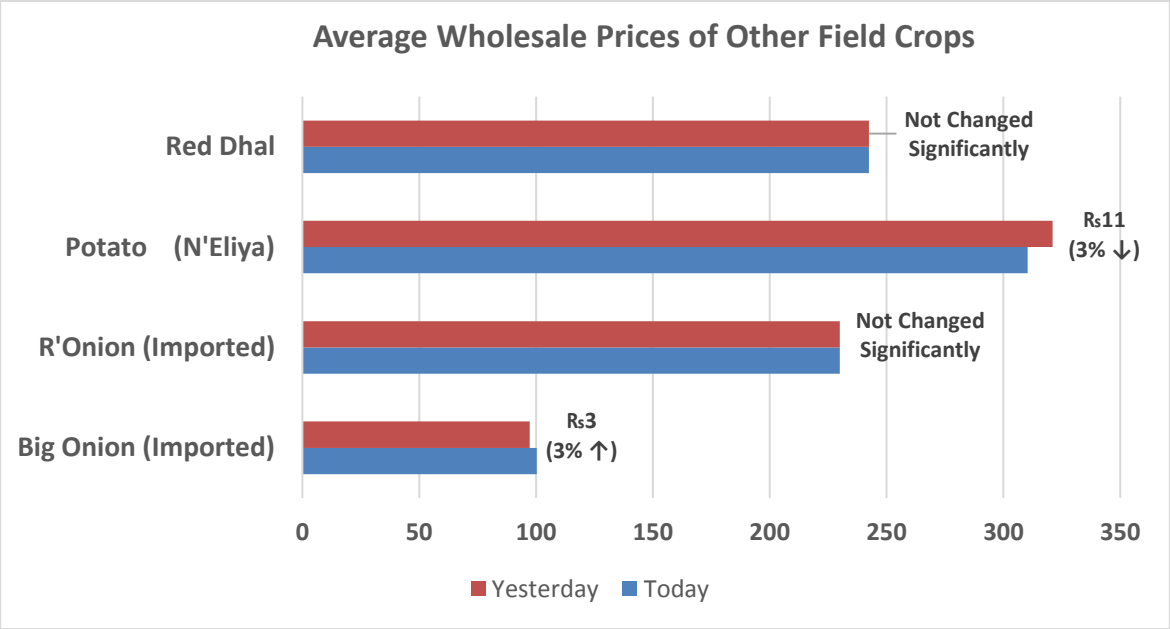
Average Wholesale Prices of Other Field Crops
Red Dhal
Potato (N'Eliya)
R'Onion (Imported)
Big Onion (Imported)
Not Changed Significantly
Rs11 (3% ↓)
Not Changed Significantly
Rs3 (3% ↑)
0
50
100
150
200
250
300
350
Yesterday
Today

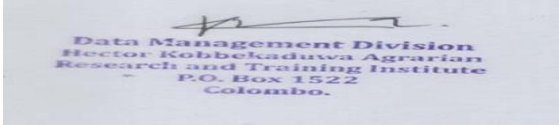
Data Management Division
Hector Kobbekaduwa Agrarian
Research and Training Institute
P.O. Box 1522
Colombo.