Hector Kobbekaduwa Agrarian Research and Training Institute
Data Management Division
(Wholesale Prices of Rice & Subsidiary Food Crops)

2025.08.04

Item	Pettah				Marandagahamula			
	Range	Average		Change *	Range	Average		Change *
	2025.08.04	2025.08.04	2025.08.01		2025.08.04	2025.08.04	2025.08.01	
Rice (Rs/kg)								
Samba 1	230.00 - 235.00	233.00	237.00	-4.00	238.00 - 244.00	240.20	242.20	-2.00
Samba 2	225.00 - 228.00	226.50	231.00	-4.50	230.00 - 235.00	233.00	231.20	1.80
Keeri Samba	260.00 - 300.00	280.00	280.00		258.00 - 270.00	262.40	265.00	-2.60
Nadu 1	205.00 - 210.00	207.50	207.50		219.00 - 225.00	221.80	222.60	-0.80
Nadu 2	195.00 - 200.00	197.50	201.00	-3.50	185.00 - 194.00	190.60	193.00	-2.40
Raw red	190.00 - 200.00	196.25	196.25		190.00 - 198.00	193.00	192.40	0.60
Raw White	190.00 - 200.00	196.25	196.25		180.00 - 199.00	189.20	191.00	-1.80
Imported Rice								
Ponne Samba	-				-			
Nadu	-				-			
Raw White	205.00 - 210.00	207.50	207.50		-			
Raw red								
Subsidiary Food Crops								
Dried Chillies (Rs/Kg)								
Imported	550.00 - 600.00	575.00	575.00					
Local								
Onion (Rs/Kg)								
Sinnan	-							
Vedalan	220.00 - 250.00	235.00	270.00	-35.00				
Imported	200.00 - 240.00	220.00	235.00	-15.00				
Big Onion								
Imported	80.00 - 120.00	100.00	100.00					
Local	-							
Potatoes (Rs/Kg)								
Welimada	-		100.00					
Nuwaraeliya	280.00 - 300.00	290.00	290.00					
Imported	140.00 - 170.00	150.00	185.00	-35.00				
Pulses (Rs/Kg)								
Green Gram	670.00 - 700.00	685.00	775.00	-90.00				
Cowpea (White)	950.00 - 1000.00	975.00	975.00					
Red Dhal	240.00 - 245.00	242.50	242.50					
Consumption Item(Rs/Kg)								
Sugar(White)	210.00 - 213.00	211.50	208.50	3.00				
Wheat Flour	148.00 - 175.00	161.50	162.50	-1.00				
Eggs (Rs/Egg)								
Brown	31.00 - 31.00	31.00	33.00	-2.00				
White	30.00 - 30.00	30.00	29.00	1.00				

Data Management Division
Hector Kobbekaduwa Agrarian
Research and Training Institute
P.O. Box 1522
Colombo.

Hector Kobbekaduwa Agrarian Research and Training Institute
Data Management Division

Variety	2025.08.04 Peliyagoda Market	2025.08.04 Kandy Market	2025.08.04 Dambulla Market	2025.08.03 Meegoda Market	2025.08.04 Norochchole Market	2025.08.04 Thambuththegama Market	2025.08.04 Keppetipola Market	2025.08.04 Nuwaraeliya Market	2025.08.04 Bandarawela Market	2025.08.03 Veyangoda Market
Up Country Vegetable										
Beans	600 - 650	600 - 650	500 - 600	630 - 680	-	650 - 750	650 - 680	670 - 690	-	620 - 700
Carrot	320 - 350	300 - 330	280 - 330	300 - 350	-	330 - 360	280 - 320	320 - 330	-	300 - 350
Leeks	140 - 150	120 - 130	110 - 130	110 - 140	-	120 - 180	90 - 110	120 - 130	-	100 - 150
Beet root	60 - 70	70 - 80	70 - 90	80 - 100	-	80 - 120	-	-	-	80 - 110
Beet root (N Eliya)	80 - 100	100 - 120	100 - 110	-	-	-	100 - 120	110 - 120	-	-
Knolkhol	70 - 100	60 - 70	50 - 80	110 - 130	-	-	60 - 80	70 - 80	-	80 - 120
Raddish	50 - 60	80 - 90	40 - 60	100 - 120	-	70 - 100	60 - 80	80 - 90	-	80 - 120
Cabbage (N'Eliya)	210 - 220	200 - 220	-	-	-	250 - 270	150 - 170	210 - 220	-	220 - 240
Cabbage (Kandy)	180 - 200	150 - 180	160 - 200	190 - 240	-	220 - 230	-	-	-	180 - 200
Tomato	100 - 120	60 - 80	70 - 90	110 - 130	-	60 - 80	90 - 110	90 - 120	-	100 - 130
Low country Vegetable										
Ladies Fingers	100 - 120	110 - 120	70 - 90	80 - 110	-	50 - 70	-	-	-	100 - 120
Brinjals	200 - 300	220 - 250	200 - 280	250 - 300	-	180 - 230	250 - 300	-	-	240 - 300
Capsicum	350 - 450	450 - 480	350 - 380	430 - 480	-	330 - 400	450 - 460	450 - 470	-	380 - 460
Pumpkin	40 - 60	40 - 50	25 - 35	40 - 60	-	30 - 35	55 - 65	-	-	50 - 60
Cucumber	50 - 70	60 - 70	40 - 60	50 - 70	-	30 - 40	70 - 75	-	-	50 - 70
Bitter Gourd	160 - 200	220 - 240	160 - 180	200 - 240	-	150 - 180	-	-	-	180 - 220
Snake Gourd	160 - 200	100 - 120	130 - 150	170 - 190	-	110 - 130	-	-	-	160 - 180
Drumstick	150 - 300	250 300	-	250 - 280	-	270 - 300	180 - 200	-	-	250 - 300
Luffa	160 - 180	200 - 220	180 - 230	160 - 200	-	100 - 120	-	-	-	150 - 200
Long Beans	150 - 200	150 - 200	150 - 200	130 - 160	-	150 - 180	-	-	-	140 - 170
Ash Plantains	60 - 70	70 - 90	60 - 70	70 - 100	-	50 - 60	-	-	-	70 - 90
Green Chillies	130 - 180	200 - 250	120 - 200	230 - 280	-	140 - 200	320 - 350	-	-	200 - 260
Lime	150 - 200	180 - 200	180 - 210	180 - 220	-	150 - 180	-	-	-	180 - 220
Sweet Potatoe	120 - 130	140 - 150	110 - 140	120 - 140	-	100 - 130	120 - 150	-	-	110 - 130
Manioc	70 - 100	90 - 100	80 - 90	90 - 100	-	80 - 90	70 - 80	-	-	100 - 120
Eggplant	200 - 250	250 - 270	240 - 280	250 - 320	-	160 - 200			-	240 - 300
Potato(Imported)	140 - 170	150 - 185	145 - 170	148 - 185	-	150 - 185	-	-	-	150 - 185
Potato (Welimada)	-	240 - 260	220 - 230	-	-	-	250 - 270	-	-	250 - 260
Potato (Nuwaraeliya)	280 - 300	280 - 290	290 - 310	310 - 320	-	-	-	280 - 290	-	280 - 290
B'Onion Imported	80 - 120	90 - 120	80 - 110	85 - 120	-	95 - 110	100 - 120	-	-	80 - 120
Big-onion Local	-	-	-	-	-	-	-	-	-	-
Banana										
Ambul(Rs/Kg)	80 - 120	80 - 100								-
Kolikuttu	200 - 250	240 - 250								-
Seeni	80 - 120	70 - 100								-
Anamalu (Rs/Fruits)	25 - 28	-								-
Papaya (Rs/Kg)	120 - 160	110 - 120								-
Passion Fruits(Rs/Fruit	45 - 60									-
Other Fruits (Rs/Fruit)										
Pineapple - Large	320 - 350									
- Medium	250 - 270									-
- Small	200 - 220									-
Mango - Betti	50 - 60									
- Karathakolo	300 - 330									-
Woodapple	80 - 100									-
Avocado	80 - 100									-
Orange	60 - 80									-

Data Management Division
Hector Kobbekaduwa Agrarian
Research and Training Institute
P.O. Box 1522

හෙක්ටර් කොබ්බෑකඩුව ගොවිකටයුතු පර්යේෂණ හා පුහුණු කිරීමේ ආයතනය

Hector Kobbekaduwa Agrarian Research and Training Institute

දත්ත කළමනාකරණ අංශය

තොග මිල ගණන් (කිලෝවකට රුපියල්)

Wholesale Prices (Rs/Kg)

වර්ගය	2025.08.04 පැලියගොඩ වෙළඳපොළ	2025.08.04 මහනුවර වෙළඳපොළ	2025.08.04 දඹුල්ල වෙළඳපොළ	2025.08.03 මීගොඩ වෙළඳපොළ	2025.08.04 නොරොච්චෝලේ වෙළඳපොළ	2025.08.04 තඹුත්තේගම වෙළඳපොළ	2025.08.04 කෑප්පෙටිපොළ වෙළඳපොළ	2025.08.04 නුවරඑළිය වෙළඳපොළ	2025.08.04 බණ්ඩාරවෙල වෙළඳපොළ	2025.08.03 වේයන්ගොඩ වෙළඳපොළ
උඩරට එළවළු										
බෝංචි	600 - 650	600 - 650	500 - 600	630 - 680	-	650 - 750	650 - 680	670 - 690	-	620 - 700
කැරට්	320 - 350	300 - 330	280 - 330	300 - 350	-	330 - 360	280 - 320	320 - 330	-	300 - 350
ලීක්ස්	140 - 150	120 - 130	110 - 130	110 - 140	-	120 - 180	90 - 110	120 - 130	-	100 - 150
බීට්රූට්	60 - 70	70 - 80	70 - 90	80 - 100	-	80 - 120	-	-	-	80 - 110
බීට්රූට් (නුවරඑළිය)	80 - 100	100 - 120	100 - 110	-	-	-	100 - 120	110 - 120	-	-
නෝකෝල්	70 - 100	60 - 70	50 - 80	110 - 130	-	-	60 - 80	70 - 80	-	80 - 120
රාබු	50 - 60	80 - 90	40 - 60	100 - 120	-	70 - 100	60 - 80	80 - 90	-	80 - 120
ගෝවා (නුවරඑළිය)	210 - 220	200 - 220	-	-	-	250 - 270	150 - 170	210 - 220	-	220 - 240
ගෝවා (නුවර)	180 - 200	150 - 180	160 - 200	190 - 240	-	220 - 230	-	-	-	180 - 200
තක්කාලි	100 - 120	60 - 80	70 - 90	110 - 130	-	60 - 80	90 - 110	90 - 120	-	100 - 130
පහතරට එළවළු										
බණ්ඩක්කා	100 - 120	110 - 120	70 - 90	80 - 110	-	50 - 70	-	-	-	100 - 120
වම්බටු	200 - 300	220 - 250	200 - 280	250 - 300	-	180 - 230	250 - 300	-	-	240 - 300
මාළු මිරිස්	350 - 450	450 - 480	350 - 380	430 - 480	-	330 - 400	450 - 460	450 - 470	-	380 - 460
වට්ටක්කා	40 - 60	40 - 50	25 - 35	40 - 60	-	30 - 35	55 - 65	-	-	50 - 60
පිපිඤ්ඤා	50 - 70	60 - 70	40 - 60	50 - 70	-	30 - 40	70 - 75	-	-	50 - 70
කරවිල	160 - 200	220 - 240	160 - 180	200 - 240	-	150 - 180	-	-	-	180 - 220
පතෝල	160 - 200	100 - 120	130 - 150	170 - 190	-	110 - 130	-	-	-	160 - 180
මුරුංගා	150 - 300	250 300	-	250 - 280	-	270 - 300	180 - 200	-	-	250 - 300
වැටකොළු	160 - 180	200 - 220	180 - 230	160 - 200	-	100 - 120	-	-	-	150 - 200
මෑකරල්	150 - 200	150 - 200	150 - 200	130 - 160	-	150 - 180	-	-	-	140 - 170
අළු කෙසෙල්	60 - 70	70 - 90	60 - 70	70 - 100	-	50 - 60	-	-	-	70 - 90
අමු මිරිස්	130 - 180	200 - 250	120 - 200	230 - 280	-	140 - 200	320 - 350	-	-	200 - 260
දෙහි	150 - 200	180 - 200	180 - 210	180 - 220	-	150 - 180	-	-	-	180 - 220
බතල	120 - 130	140 - 150	110 - 140	120 - 140	-	100 - 130	120 - 150	-	-	110 - 130
මඤ්ඤොක්කා	70 - 100	90 - 100	80 - 90	90 - 100	-	80 - 90	70 - 80	-	-	100 - 120
එළබටු	200 - 250	250 - 270	240 - 280	250 - 320	-	160 - 200			-	240 - 300
අර්තාපල් (ආනයනික)	140 - 170	150 - 185	145 - 170	148 - 185	-	150 - 185	-	-	-	150 - 185
අර්තාපල් (වැලිමඩ)	-	240 - 260	220 - 230	-	-	-	250 - 270	-	-	250 - 260
අර්තාපල් (නුවරඑළිය)	280 - 300	280 - 290	290 - 310	310 - 320	-	-	-	280 - 290	-	280 - 290
ලොකුළූණු (ආනයනික)	80 - 120	90 - 120	80 - 110	85 - 120	-	95 - 110	100 - 120	-	-	80 - 120
ලොකුළූණු දේශීය	-	-	-	-	-	-	-	-	-	-
කෙසෙල්										
ඇඹුල් (කිලෝවකට)	80 - 120	80 - 100								-
කෝලිකුට්ටු (කිලෝවකට)	200 - 250	240 - 250								-
සීනි (කිලෝවකට)	80 - 120	70 - 100								-
ආනමාළු (එකකට රු.)	25 - 28	-								-
ගස්ලබු (කිලෝවකට))	120 - 160	110 - 120								-
වැල්දොඩම් (එකකට රු.)	45 - 60									-
පළතුරු (එකකට රු.)										
අන්නාස -ලොකු ප්‍රමාණය	320 - 350									
- මධ්‍යම ප්‍රමාණය	250 - 270									-
- කුඩා ප්‍රමාණය	200 - 220									-
අඹ - බෙට්ටි	50 - 60									
-කර්තකොලොම්බන්	300 - 330									-
දිවුල්	80 - 100									-
අලිපේර	80 - 100									-
දොඩම්	60 - 80									-

Note:
Usually, the price collection for Veyangoda and Meegoda wholesale markets is done the previous day between 6.00 pm and 8.30 pm, and for all other wholesale markets, the price collection is done between 7.00 am and 2.00 pm.

Data Management Division
Hector Kobbekaduwa Agrarian Research and Training Institute
P.O. Box 1522
Colombo.

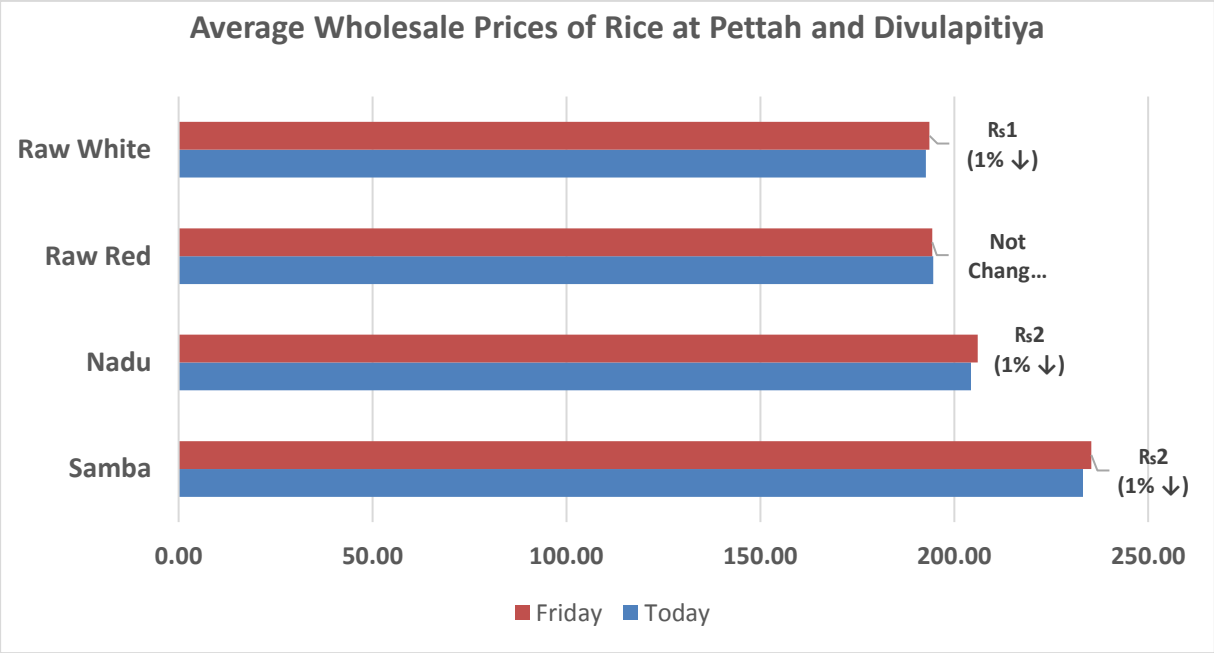
Average Wholesale Prices of Rice at Pettah and Divulapitiya
Raw White
Raw Red
Nadu
Samba
Rs1
(1% ↓)
Not
Chang...
Rs2
(1% ↓)
Rs2
(1% ↓)
0.00
50.00
100.00
150.00
200.00
250.00
Friday
Today

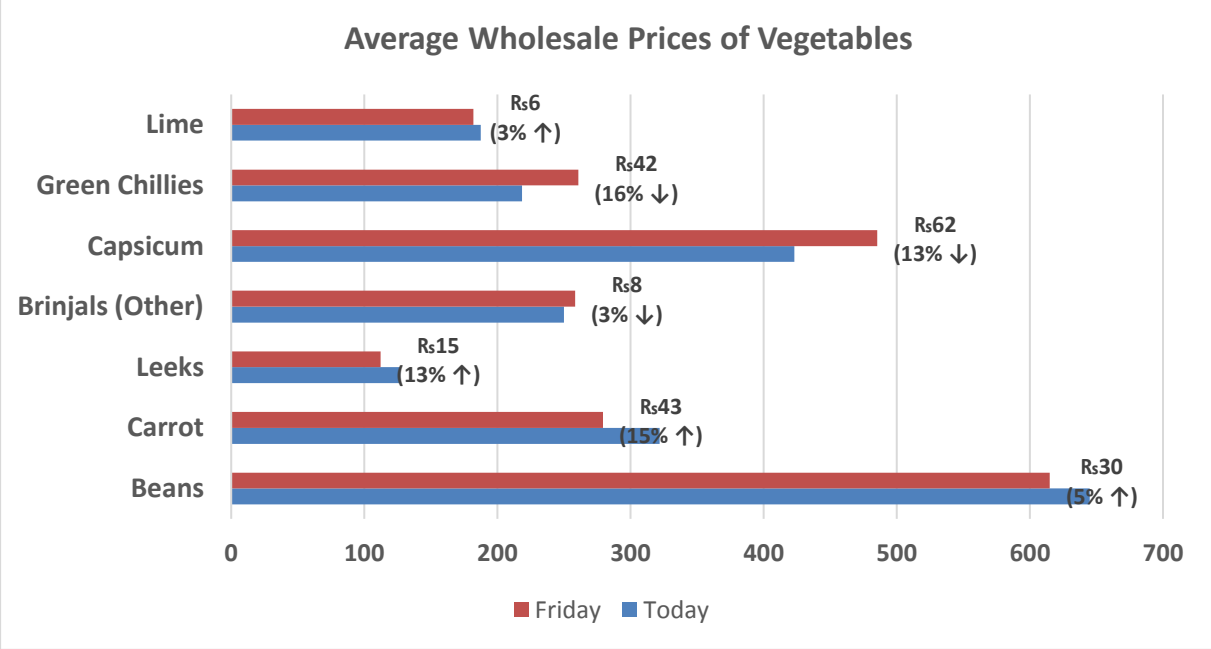
Average Wholesale Prices of Vegetables
Lime
Green Chillies
Capsicum
Brinjals (Other)
Leeks
Carrot
Beans
Rs6
(3% ↑)
Rs42
(16% ↓)
Rs62
(13% ↓)
Rs8
(3% ↓)
Rs15
(13% ↑)
Rs43
(15% ↑)
Rs30
(5% ↑)
0
100
200
300
400
500
600
700
Friday
Today

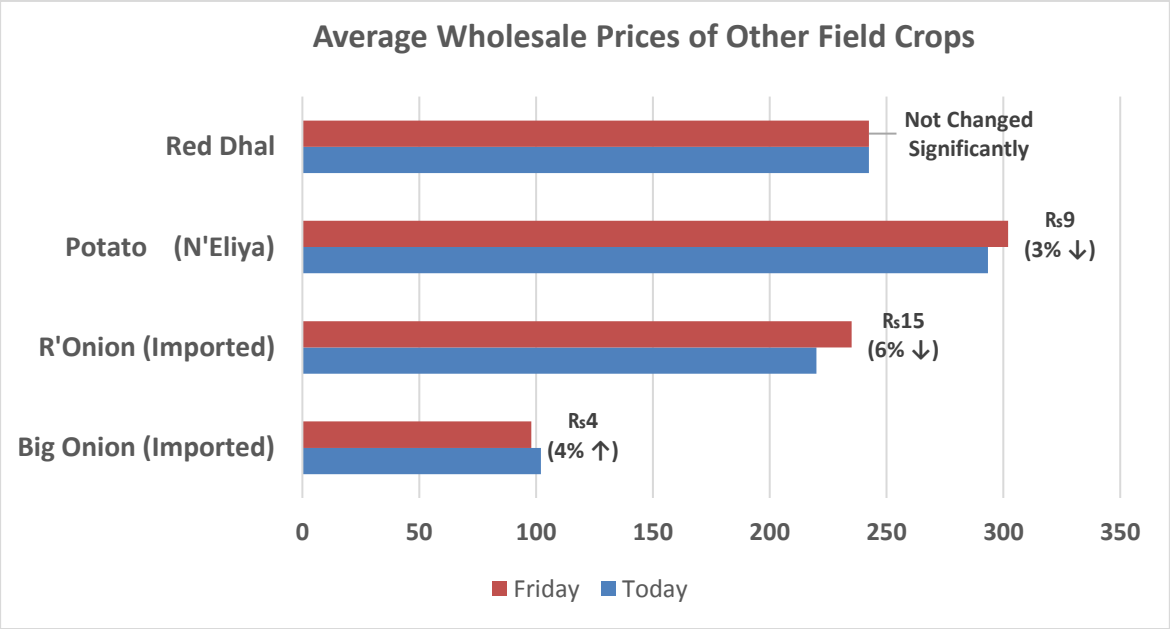
Average Wholesale Prices of Other Field Crops
Red Dhal
Potato (N'Eliya)
R'Onion (Imported)
Big Onion (Imported)
Not Changed Significantly
Rs9 (3% ↓)
Rs15 (6% ↓)
Rs4 (4% ↑)
0
50
100
150
200
250
300
350
Friday
Today

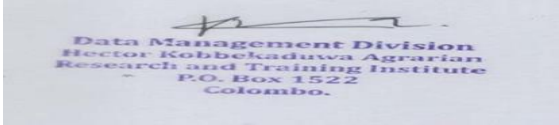
Data Management Division
Hector Kobbekaduwa Agrarian
Research and Training Institute
P.O. Box 1522
Colombo.