Hector Kobbekaduwa Agrarian Research and Training Institute
Data Management Division
(Wholesale Prices of Rice & Subsidiary Food Crops)

2025.08.01

Item	Pettah				Marandagahamula			
	Range	Average		Change *	Range	Average		Change *
	2025.08.01	2025.08.01	2025.07.31		2025.08.01	2025.08.01	2025.07.31	
Rice (Rs/kg)								
Samba 1	235.00 - 240.00	237.00	237.00		239.00 - 245.00	242.20	241.00	1.20
Samba 2	230.00 - 232.00	231.00	231.00		230.00 - 234.00	231.20	231.60	-0.40
Keeri Samba	260.00 - 300.00	280.00	280.00		260.00 - 270.00	265.00	265.00	
Nadu 1	205.00 - 210.00	207.50	207.50		220.00 - 225.00	222.60	223.80	-1.20
Nadu 2	200.00 - 202.00	201.00	201.00		190.00 - 196.00	193.00	194.00	-1.00
Raw red	190.00 - 200.00	196.25	196.25		190.00 - 196.00	192.40	192.20	0.20
Raw White	190.00 - 200.00	196.25	196.25		186.00 - 195.00	191.00	191.80	-0.80
Imported Rice								
Ponne Samba	-				-			
Nadu	-				-			
Raw White	205.00 - 210.00	207.50	207.50		-			
Raw red								
Subsidiary Food Crops								
Dried Chillies (Rs/Kg)								
Imported	550.00 - 600.00	575.00	575.00					
Local								
Onion (Rs/Kg)								
Sinnan	-							
Vedalan	260.00 - 280.00	270.00	265.00	5.00				
Imported	220.00 - 250.00	235.00	230.00	5.00				
Big Onion								
Imported	80.00 - 120.00	100.00	100.00					
Local	-							
Potatoes (Rs/Kg)								
Welimada	240.00 - 250.00	100.00	100.00					
Nuwaraeliya	280.00 - 300.00	290.00	277.50	12.50				
Imported	150.00 - 220.00	185.00	167.50	17.50				
Pulses (Rs/Kg)								
Green Gram	700.00 - 850.00	775.00	710.00	65.00				
Cowpea (White)	950.00 - 1000.00	975.00	975.00					
Red Dhal	240.00 - 245.00	242.50	242.50					
Consumption Item(Rs/Kg)								
Sugar(White)	207.00 - 210.00	208.50	208.50					
Wheat Flour	150.00 - 175.00	162.50	162.50					
Eggs (Rs/Egg)								
Brown	32.00 - 34.00	33.00	30.50	2.50				
White	28.00 - 30.00	29.00	28.50	0.50				

Data Management Division
Hector Kobbekaduwa Agrarian
Research and Training Institute
P.O. Box 1522
Colombo.

Hector Kobbekaduwa Agrarian Research and Training Institute
Data Management Division

Variety	2025.08.01 Peliyagoda Market	2025.08.01 Kandy Market	2025.08.01 Dambulla Market	2025.07.31 Meegoda Market	2025.08.01 Norochchole Market	2025.08.01 Thambuththegama Market	2025.08.01 Keppetipola Market	2025.08.01 Nuwaraeliya Market	2025.08.01 Bandarawela Market	2025.07.31 Veyangoda Market
Up Country Vegetable										
Beans	450 - 550	600 - 650	550 - 600	650 - 700	-	-	600 - 650	650 - 680	630 - 650	-
Carrot	260 - 280	280 - 300	250 - 300	290 - 320	-	-	250 - 270	290 - 300	250 - 270	-
Leeks	80 - 100	120 - 130	110 - 130	130 - 160	-	-	90 - 100	100 - 120	90 - 110	-
Beet root	80 - 90	80 - 90	70 - 90	80 - 100	-	-	-	-	-	-
Beet root (N Eliya)	100 - 100	120 - 130	100 - 110	-	-	-	90 - 110	120 - 130	110 - 120	-
Knolkhol	80 - 100	60 - 70	60 - 80	90 - 130	-	-	70 - 80	80 - 90	70 - 80	-
Raddish	50 - 70	70 - 80	40 - 50	100 - 140	-	-	60 - 70	90 - 100	110 - 140	-
Cabbage (N'Eliya)	150 - 160	160 - 170	-	-	-	-	120 - 150	160 - 170	110 - 140	-
Cabbage (Kandy)	120 - 140	100 - 130	120 - 150	140 - 190	-	-	-	-	-	-
Tomato	100 - 120	70 - 90	90 - 110	110 - 140	-	-	80 - 100	110 - 130	100 - 110	-
Low country Vegetable										
Ladies Fingers	100 - 120	100 - 110	60 - 70	90 - 110	-	-	-	-	80 - 100	-
Brinjals	180 - 280	270 - 300	220 - 260	240 - 320	-	-	250 - 260	-	240 - 280	-
Capsicum	400 - 500	500 - 550	400 - 450	450 - 480	-	-	500 - 525	500 - 540	480 - 520	-
Pumpkin	50 - 70	55 - 70	35 - 50	50 - 70	-	-	60 - 70	-	65 - 80	-
Cucumber	50 - 70	70 - 80	40 - 50	50 - 70	-	-	60 - 70	-	60 - 70	-
Bitter Gourd	200 - 250	180 - 220	180 - 200	220 - 270	-	-	-	-	220 - 230	-
Snake Gourd	160 - 200	120 - 150	120 - 130	170 - 200	-	-	-	-	140 - 150	-
Drumstick	180 - 500	200 350	-	330 - 380	-	-	240 - 250	-	200 - 250	-
Luffa	150 - 160	200 - 230	130 - 150	150 - 180	-	-	-	-	140 - 150	-
Long Beans	150 - 200	230 - 250	200 - 260	130 - 250	-	-	-	-	220 - 250	-
Ash Plantains	50 - 70	70 - 90	60 - 80	70 - 100	-	-	-	-	60 - 80	-
Green Chillies	160 - 220	250 - 280	200 - 250	220 - 300	-	-	300 - 320	-	300 - 330	-
Lime	150 - 200	150 - 170	150 - 200	180 - 200	-	-	-	-	200 - 220	-
Sweet Potatoe	120 - 130	130 - 150	100 - 130	120 - 140	-	-	130 - 150	-	140 - 150	-
Manioc	80 - 100	80 - 90	80 - 90	90 - 100	-	-	80 - 90	-	-	-
Eggplant	200 - 250	250 - 280	200 - 250	250 - 320	-	-			220 - 250	-
Potato(Imported)	150 - 220	160 - 180	150 - 180	153 - 185	-	-	-	-	160 - 185	-
Potato (Welimada)	240 - 250	-	-	280 - 290	-	-	240 - 250	-	260 - 270	-
Potato (Nuwaraeliya)	280 - 300	270 - 280	330 - 340	310 - 320	-	-	-	290 - 300	-	-
B'Onion Imported	80 - 120	80 - 110	80 - 110	75 - 115	-	-	95 - 120	-	75 - 115	-
Big-onion Local	-	-	-	-	-	-	-	-	-	-
Banana										
Ambul(Rs/Kg)	70 - 130	80 - 100								-
Kolikuttu	180 - 220	220 - 230								-
Seeni	70 - 100	80 - 100								-
Anamalu (Rs/Fruits)	24 - 28	-								-
Papaya (Rs/Kg)	120 - 160	120 - 130								-
Passion Fruits(Rs/Fruit	45 - 60									-
Other Fruits (Rs/Fruit)										
Pineapple - Large	330 - 350									
- Medium	250 - 270									-
- Small	200 - 220									-
Mango - Betti	50 - 60									
- Karathakol	300 - 330									-
Woodapple	80 - 100									-
Avocado	100 - 110									-
Orange	60 - 70									-

Data Management Division
Hector Kobbekaduwa Agrarian
Research and Training Institute
P.O. Box 1522

හෙක්ටර් කොබ්බෑකඩුව ගොවිකටයුතු පර්යේෂණ හා පුහුණු කිරීමේ ආයතනය

Hector Kobbekaduwa Agrarian Research and Training Institute

දත්ත කළමනාකරණ අංශය

තොග මිල ගණන් (කිලෝවකට රුපියල්)

Wholesale Prices (Rs/Kg)

වර්ගය	2025.08.01 පැලියගොඩ වෙළඳපොළ	2025.08.01 මහනුවර වෙළඳපොළ	2025.08.01 දඹුල්ල වෙළඳපොළ	2025.07.31 මීගොඩ වෙළඳපොළ	2025.08.01 නොරොච්චෝලේ වෙළඳපොළ	2025.08.01 තඹුත්තේගම වෙළඳපොළ	2025.08.01 කැප්පෙට්පොළ වෙළඳපොළ	2025.08.01 නුවරඑළිය වෙළඳපොළ	2025.08.01 බණ්ඩාරවෙල වෙළඳපොළ	2025.07.31 වෙයන්ගොඩ වෙළඳපොළ
උඩරට එළවළු										
බෝංචි	450 - 550	600 - 650	550 - 600	650 - 700	-	-	600 - 650	650 - 680	630 - 650	-
කැරට්	260 - 280	280 - 300	250 - 300	290 - 320	-	-	250 - 270	290 - 300	250 - 270	-
ලීක්ස්	80 - 100	120 - 130	110 - 130	130 - 160	-	-	90 - 100	100 - 120	90 - 110	-
බීට්රූට්	80 - 90	80 - 90	70 - 90	80 - 100	-	-	-	-	-	-
බීට්රූට් (නුවරඑළිය)	100 - 100	120 - 130	100 - 110	-	-	-	90 - 110	120 - 130	110 - 120	-
නෝකෝල්	80 - 100	60 - 70	60 - 80	90 - 130	-	-	70 - 80	80 - 90	70 - 80	-
රාබු	50 - 70	70 - 80	40 - 50	100 - 140	-	-	60 - 70	90 - 100	110 - 140	-
ගෝවා (නුවරඑළිය)	150 - 160	160 - 170	-	-	-	-	120 - 150	160 - 170	110 - 140	-
ගෝවා (නුවර)	120 - 140	100 - 130	120 - 150	140 - 190	-	-	-	-	-	-
තක්කාලි	100 - 120	70 - 90	90 - 110	110 - 140	-	-	80 - 100	110 - 130	100 - 110	-
පහතරට එළවළු										
බණ්ඩක්කා	100 - 120	100 - 110	60 - 70	90 - 110	-	-	-	-	80 - 100	-
වම්බටු	180 - 280	270 - 300	220 - 260	240 - 320	-	-	250 - 260	-	240 - 280	-
මාළු මිරිස්	400 - 500	500 - 550	400 - 450	450 - 480	-	-	500 - 525	500 - 540	480 - 520	-
වට්ටක්කා	50 - 70	55 - 70	35 - 50	50 - 70	-	-	60 - 70	-	65 - 80	-
පිපිඤ්ඤා	50 - 70	70 - 80	40 - 50	50 - 70	-	-	60 - 70	-	60 - 70	-
කරවිල	200 - 250	180 - 220	180 - 200	220 - 270	-	-	-	-	220 - 230	-
පතෝල	160 - 200	120 - 150	120 - 130	170 - 200	-	-	-	-	140 - 150	-
මුරුංගා	180 - 500	200 350	-	330 - 380	-	-	240 - 250	-	200 - 250	-
වැටකොළු	150 - 160	200 - 230	130 - 150	150 - 180	-	-	-	-	140 - 150	-
මෑකරල්	150 - 200	230 - 250	200 - 260	130 - 250	-	-	-	-	220 - 250	-
අළු කෙසෙල්	50 - 70	70 - 90	60 - 80	70 - 100	-	-	-	-	60 - 80	-
අමු මිරිස්	160 - 220	250 - 280	200 - 250	220 - 300	-	-	300 - 320	-	300 - 330	-
දෙහි	150 - 200	150 - 170	150 - 200	180 - 200	-	-	-	-	200 - 220	-
බතල	120 - 130	130 - 150	100 - 130	120 - 140	-	-	130 - 150	-	140 - 150	-
මඤ්ඤොක්කා	80 - 100	80 - 90	80 - 90	90 - 100	-	-	80 - 90	-	-	-
එළබටු	200 - 250	250 - 280	200 - 250	250 - 320	-	-			220 - 250	-
අර්තාපල් (ආනයනික)	150 - 220	160 - 180	150 - 180	153 - 185	-	-	-	-	160 - 185	-
අර්තාපල් (වැලිමඩ)	240 - 250	-	-	280 - 290	-	-	240 - 250	-	260 - 270	-
අර්තාපල් (නුවරඑළිය)	280 - 300	270 - 280	330 - 340	310 - 320	-	-	-	290 - 300	-	-
ලොකුළූණු (ආනයනික)	80 - 120	80 - 110	80 - 110	75 - 115	-	-	95 - 120	-	75 - 115	-
ලොකුළූණු දේශීය	-	-	-	-	-	-	-	-	-	-
කෙසෙල්										
ඇඹුල් (කිලෝවකට)	70 - 130	80 - 100								-
කෝලිකුට්ටු (කිලෝවකට)	180 - 220	220 - 230								-
සීනි (කිලෝවකට)	70 - 100	80 - 100								-
ආනමාළු (එකකට රු.)	24 - 28	-								-
ගස්ලබු (කිලෝවකට))	120 - 160	120 - 130								-
වැල්දොඩම් (එකකට රු.)	45 - 60									-
පළතුරු (එකකට රු.)										
අන්නාස -ලොකු ප්‍රමාණය	330 - 350									
- මධ්‍යම ප්‍රමාණය	250 - 270									-
- කුඩා ප්‍රමාණය	200 - 220									-
අඹ - බෙට්ටි	50 - 60									
-කර්තකොලොම්බන්	300 - 330									-
දිවුල්	80 - 100									-
අලිපේර	100 - 110									-
දොඩම්	60 - 70									-

Note:
Usually, the price collection for Veyangoda and Meegoda wholesale markets is done the previous day between 6.00 pm and 8.30 pm, and for all other wholesale markets, the price collection is done between 7.00 am and 2.00 pm.

Data Management Division
Hector Kobbekaduwa Agrarian Research and Training Institute
P.O. Box 1522
Colombo.

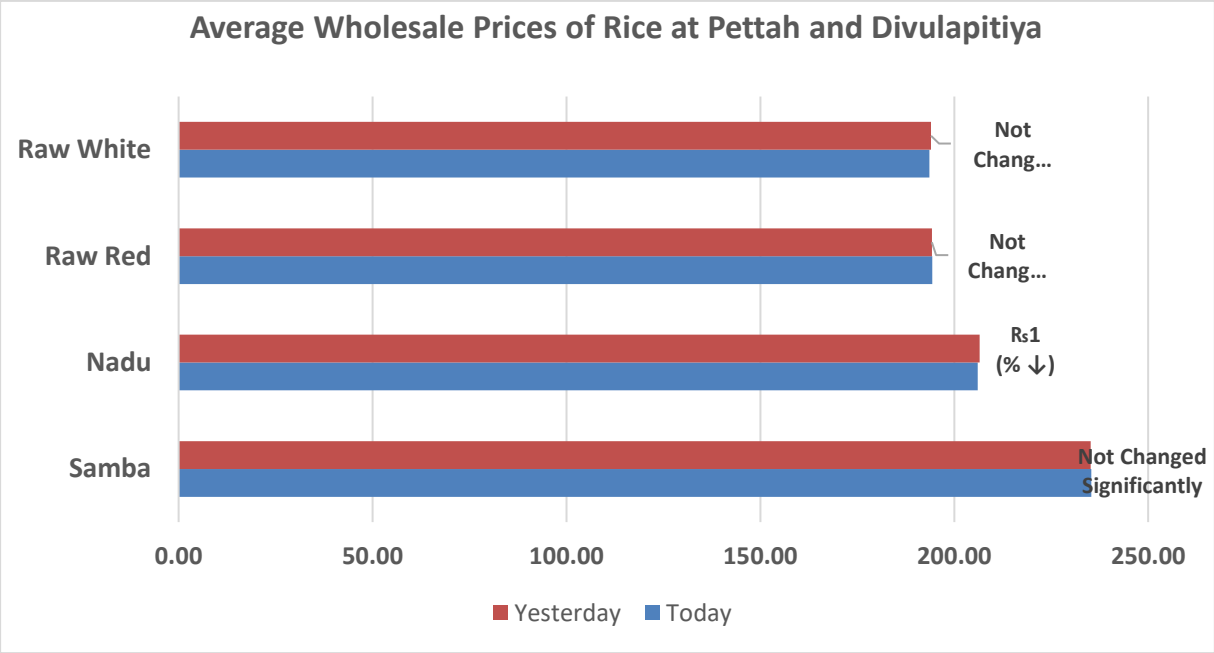
Average Wholesale Prices of Rice at Pettah and Divulapitiya
Raw White
Raw Red
Nadu
Samba
Not Chang...
Not Chang...
Rs1 (% ↓)
Not Changed Significantly
0.00
50.00
100.00
150.00
200.00
250.00
Yesterday
Today

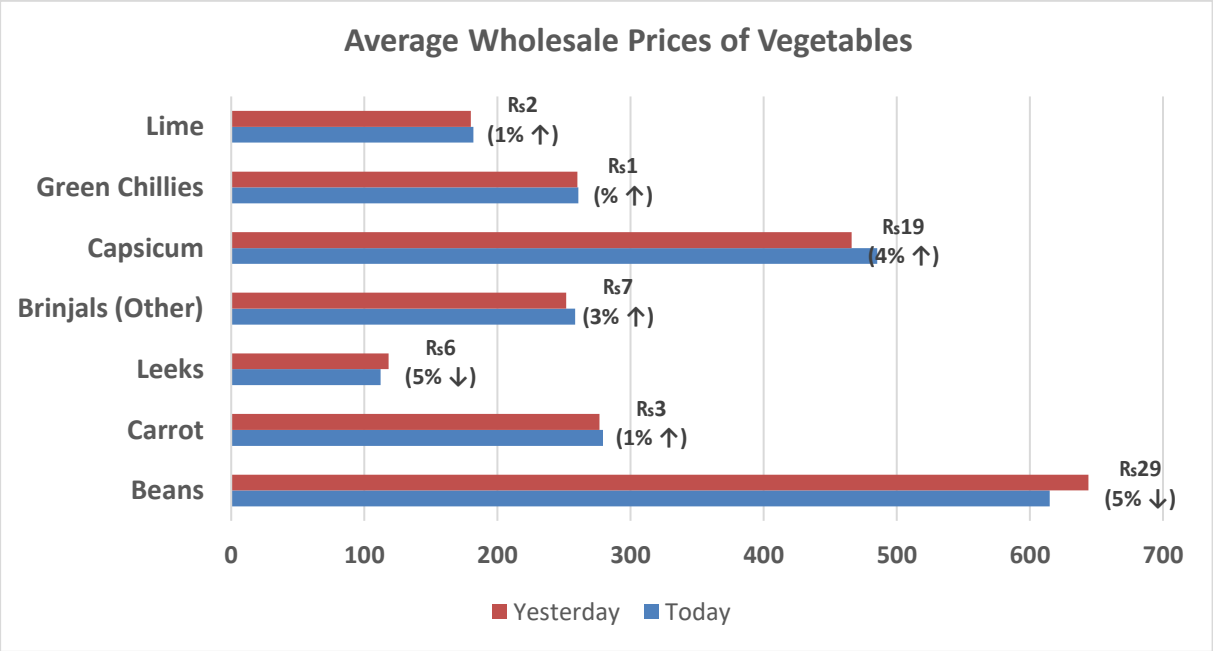
Average Wholesale Prices of Vegetables
Lime
Green Chillies
Capsicum
Brinjals (Other)
Leeks
Carrot
Beans
Rs2 (1% ↑)
Rs1 (% ↑)
Rs19 (4% ↑)
Rs7 (3% ↑)
Rs6 (5% ↓)
Rs3 (1% ↑)
Rs29 (5% ↓)
0
100
200
300
400
500
600
700
Yesterday
Today

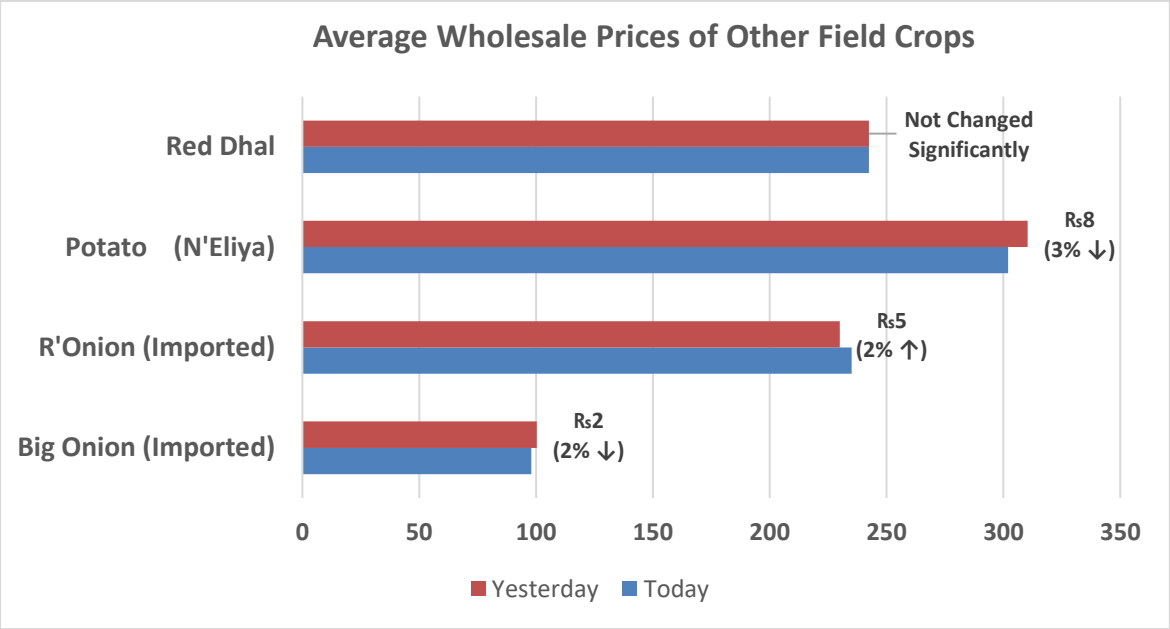
Average Wholesale Prices of Other Field Crops
Red Dhal
Potato (N'Eliya)
R'Onion (Imported)
Big Onion (Imported)
Not Changed Significantly
Rs8 (3% ↓)
Rs5 (2% ↑)
Rs2 (2% ↓)
0
50
100
150
200
250
300
350
Yesterday
Today

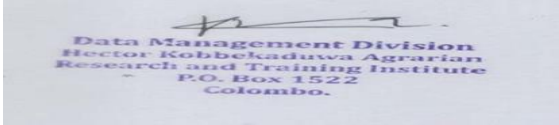
Data Management Division
Hector Kobbekaduwa Agrarian
Research and Training Institute
P.O. Box 1522
Colombo.