

RETAIL MARKET AT A GLANCE

Summary

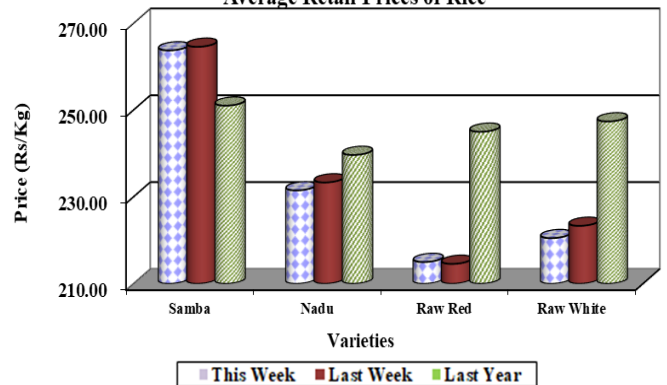
Paddy/ Rice

Prices of samba, nadu and raw white have decreased with the highest price decrease was noted for raw white rice. Prices of keeri samba and raw red have not changed significantly. Prices ranged Rs.210.00-220.00/kg for raw red and Rs.210.00-230.00/kg for raw white.

Prices of most of the paddy varieties in most of the producing areas have increased. However, prices of short grain paddy (samba) in Anuradhapura and Kalawewa have decreased paddy prices ranged Rs.112.00-140.00/kg in major producing areas.

(Page No.01)

Average Retail Prices of Rice

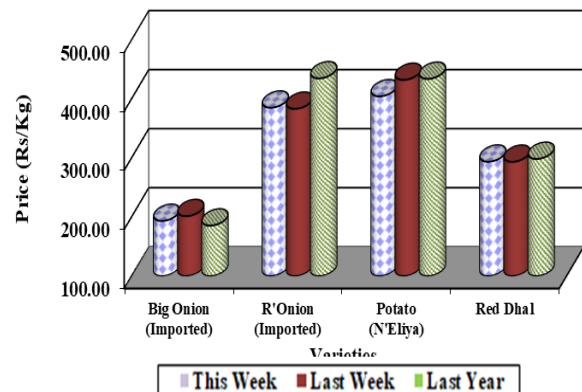


Other Field Crops

Prices of imported red onion has increased while the price of imported big onion has decreased. Prices ranged Rs.160-240.00/kg for imported big onion. Prices of both Welimada and Nuwara Eliya potatoes have decreased while the price of imported potato has increased. Prices ranged Rs.320.00-350.00/kg for Welimada potato, Rs.360.00-460.00/kg for Nuwara Eliya potato and Rs.160.00-260.00/kg for imported potato.

(Page No.02-03)

Average Retail Prices of Other Field Crops

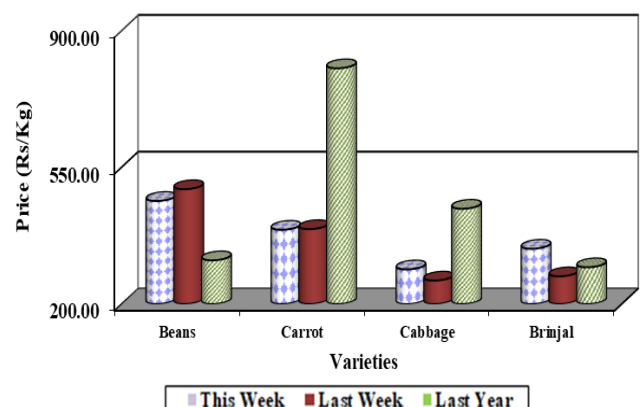


Vegetables

Prices of most of the up country and low country vegetables have decreased. The highest price decrease was noted for beans (Rs.30.00/kg) and price ranged Rs.320.00-560.00/kg. Among the low country vegetables, the highest price decrease was reported for capsicum by Rs.94.00/kg.

(Page No.03-05)

Average Retail Prices of Vegetables



Rice

Wholesale

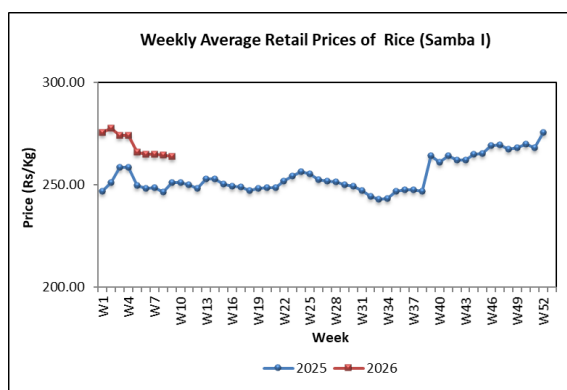
Price of raw white has decreased by 2% and price ranged Rs.180.00-200.00/kg.

Prices of all other local rice varieties have not changed significantly and price ranged Rs.300.00-320.00/kg for keeri samba.

Compared to same period of last year, the highest price increase of 17% recorded for keeri samba while the highest price decrease of 16% recorded for raw white.

Retail

Prices of local samba, local nadu and local raw white have decreased by Rs.1.00-3.00/kg. The highest price decreased of Rs.3.00/kg was recorded for local raw white. Price of imported samba has increased by Rs.1.00/kg. There is no significant change in the retail price of local keeri samba and local raw red.



Compared to the same period of last year, the highest price increase of 27% was recorded for local keeri samba while the

highest price decreased of 12% was recorded for local raw red.

Paddy

Prices of the other main paddy varieties except for short grain(samba) have increased in major producing areas. Accordingly, for keeri samba paddy, price increased of Rs.25.00/kg and Rs.11.00/kg were reported from the Dehiattakandiya and Polonnaruwa areas respectively and price ranged Rs.132.00-175.00/kg. Similarly, the price of long grain white paddy has increased by Rs.3.00-17.00/kg and the reported price range from the major producing areas was Rs.90.00-120.00/kg. In addition, a slight price increase of about Rs.1.00-2.00/kg was reported for long grain red paddy in the Southern province and prices ranged Rs.95.00-105.00/kg. Prices of short grain paddy in Anuradhapura and Kalawewa have decreased by Rs.1.00/kg and Rs.3.00/kg respectively.

Compared with the same period of last year, the prices of most of the paddy varieties in most of the producing areas. Have decreased with the highest price decrease was noted for long grain red paddy in Matara by 26%.

Dried Chilies

Wholesale

Price of imported dried chili has decreased by 2% and price ranged Rs.840.00-950.00/kg.

Compared to same period of last year, current whole sale price of imported dried chili has increased by 51%.

Retail

Price of imported died chili has decreased by Rs.6.00/kg and price ranged Rs.900.00-1300.00/kg.

Compared to the same period of the last year, current retail price of imported dried chili has increased by 23%.

Onion

Wholesale

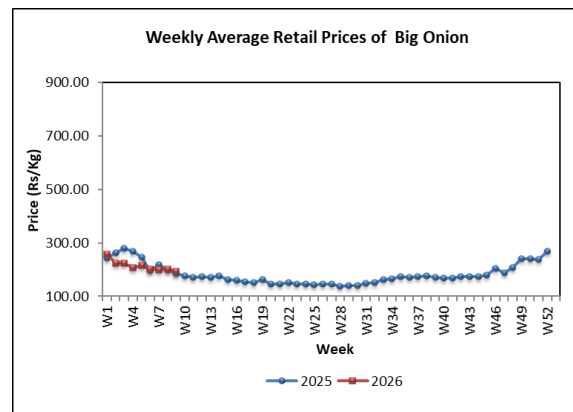
Limited stocks of sinnan varieties were available at the market with the price range of Rs.160.00-170.00/kg. Price of imported red onion has increased by 15% due to unavailability of sufficient stocks and price ranged Rs.200.00-230.00/kg. Price of imported big onion has decreased by 2% and price ranged Rs.110.00-150.00/kg.

Compared to same period of last year current wholesale price of imported red onion has decreased by 4% while the price

of imported big onion has increased by 17%.

Retail

Price of imported red onions has increased of Rs.2.00/kg and price ranged Rs.320.00-480.00/kg. Price of imported big onions has decreased of Rs.8.00/kg and price ranged Rs.160.00-240.00/kg.



Compared to the same period of the last year, price of imported red onion has decreased by 11% while the price of imported big onion has increased 4%.

Potato

Wholesale

Prices of Welimada and Nuwara Eliya potatoes have decreased by 15% and 10% due to availability of sufficient stocks and price ranged Rs.230.00-260.00/kg and Rs.280.00-300.00/kg respectively. Price of imported potato has increased by 2% and price ranged Rs.130.00-200.00/kg.

Compared to same period of last year, current wholesale price of Nuwara Eliya potatoe has decreased by 22% while price of imported potato has increased by 7%.

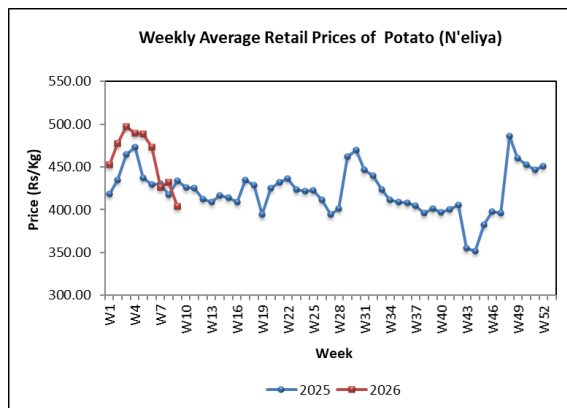
Compared to same period of last year, the highest price increase of 38% was recorded for red cowpea while the price of red dhal has decreased by 5%.

Retail

Prices of Welimada and Nuwara-Eliya potatoes have decreased by Rs.22.00/kg and Rs.28.00/kg respectively. While the prices of imported potato has increased by Rs.5.00/kg.

Retail

Prices of green gram and white cowpea have increased by Rs.3.00/kg and Rs.2.00/kg respectively. However, price of red cowpea has decreased by Rs.41.00/kg. Price of red dhal ranged between Rs.260.00-320.00/kg.



Compared to the same period of the last year, highest price increase of 37% was recorded for white cowpea and price decreased of 2% was recorded for red dhal.

Compared to the same period of the last year, prices of both Nuwara Eliya and imported potato have decreased by 7%.

Vegetables

Wholesale

Prices of most of the low country and up-country vegetables have decreased further, with increased supply from major producing areas, due to continues maha harvest.

Pulses

Wholesale

Price of green gram has increased by 5% and price ranged Rs.650.00-710.00/kg. Price of red cowpea has decreased by 3% and price ranged Rs.700.00-800.00/kg. Prices of white cowpea and red dhal have not changed significantly.

Among the upcountry vegetable varieties, the highest price decrease of 45% reported for beetroot, with increased supply from Nuwara Eliya, Puttalam, Melsiripura and Jaffna areas. Similarly, prices of beans and tomato have also decreased by 25%, due to

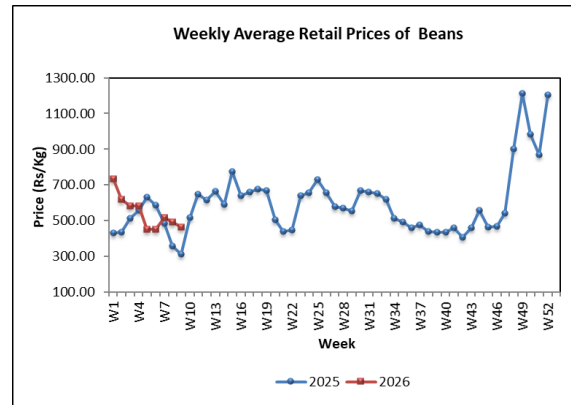
increased supply from Kandy and Welimada. However, prices of raddish and Cabbage have increased by 24% and 17% respectively, due to low supply from Nuwara Eliya and Puttalam.

Considering the low-country vegetables, the highest price decrease was reported for capsicum as 35%, due to increased supply from Jaffna and Puttalam areas. In addition, prices of lady fingers have also decreased by 24%, with increased supply from Embilipitiya, Balangoda, Tissamaharama and Rajanganaya. While the prices of pumpkin have decreased by 17%, with increased supply from Mannar, Meegalawa and Inginimitiya. Prices of long beans have also decreased by 16%, with increased supply from Balangoda, Tissamaharama and Puththalam. However, Prices of brinjals have increased by 68%, with decreased supply from producing areas.

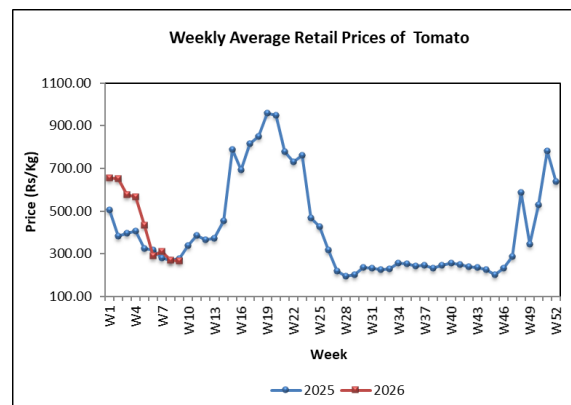
Compared to the same period of last year, prices of most of the vegetables have decreased, with the highest price decrease of 68% reported for carrot. Prices of green chili has also decreased by 74% when compared to the last year.

Retail

Retail prices of most of the vegetable varieties have decreased. Considering the up-country vegetables, the highest price decrease was reported for beans at Rs.30.00/kg. Price of beetroot has also decreased by Rs.16.00/kg.



Considering low-country vegetable varieties, the highest price decrease was reported for capsicum by Rs. 94.00/kg, followed by bitter gourd (Rs.12.00/kg) Price of green chili has also decreased by Rs.39.00.0/kg. However, price of brinjal has increased by Rs.71.00/kg.



Compared to the same period last year, prices of most of the vegetable varieties

have decreased, with highest price decrease reported for green chili by 64%.

**Coconut
Wholesale**

Prices of coconut have not changed significantly. Price ranged Rs.160.00-170.00 for a large nut and Rs.140.00-150.00 for a small nut.

Compared to the same period of last year, the current wholesale prices of both large and small nuts have decreased by about 16%.

Retail

Prices of both large and small nuts have not changed significantly. Price ranged Rs.180.00- 200.00 for a large nut and Rs.150.00- 170.00 for a small nut.

Compared to the same period of last year, current retail prices of both large and small nuts have decreased by 18%.

**Fruits
Wholesale**

Prices of all the fruit varieties except Wood apple have decreased due to high supply to the market. The highest price decrease of 25% was reported for passion fruit. Further, prices of slime apple and Papaw

have decreased by 19% and 10% respectively due to high supply from main producing areas.

Compared to the same period of last year, current prices of most of the fruit varieties have increased and the highest price increase of 111% was noted for slime apple.

Retail

In line with the decreased wholesale prices, retail prices of most of the fruits have also decreased. The highest price decrease of Rs. 194.00/kg was reported for grapes.

Price of papaw has decreased by Rs.42.00/kg. Also, prices of avocado, passion and karthakolomban mango have decreased by Rs.24.00/fruit, Rs.21.00/fruit and Rs.10.00/fruit respectively. However, the price of wood apple has increased by Rs. 1.00/fruit.

Compared to the same period of last year, current prices of most of the fruits have increased with the highest price increase was reported for avocado as 45%.

**Fresh Fish
Wholesale**

Most varieties of fish recorded a decrease in wholesale prices, ranging between 7%

Weekly Food Commodities Bulletin

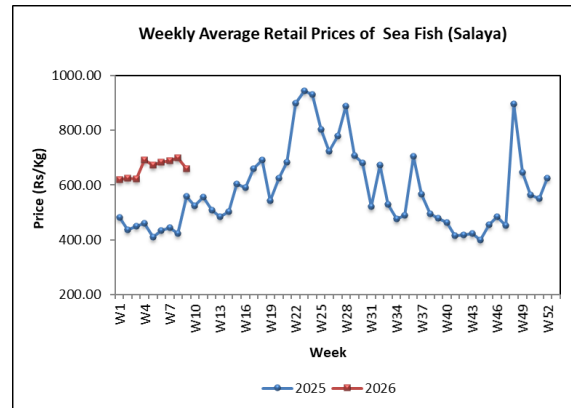
and 24%. The highest price decrease of 24% was reported for thora (seer fish), with a price range of Rs.1800.00-2800.00/kg. The second highest price decrease of 16% was recorded for hurulla, with prices ranged Rs.800.00-1000.00/kg. However, the price of prawns has increased by 15%, with price ranging between Rs.2200.00-2800.00/kg.

Compared with the same period of the previous year, the wholesale prices of most fish varieties have increased, with the highest price increase was reported for shrimps by 44%.

Retail

Prices of most of the fish species have decreased. The highest price decrease was recorded for thora at Rs.127.00/kg. The second and third price decrease was recorded for kelawallala and hurulla by Rs.107.00/kg and Rs.60.00/kg respectively. Meanwhile, prices of mora, thalapath and shrimps have increased by Rs.79.00/kg, Rs.66.00/kg and Rs.4.00/kg respectively.

Compared to the same period last year, retail prices of all fish species have increased in the range of 15%-127%, with the highest increase was recorded for balaya.



Dried Fish

Wholesale

Prices of most of the local and imported dried fish varieties have decreased. The highest price decrease of 9% was reported for local maduwa, with a price range of Rs.1400.00- 1600.00/kg. The second highest price decrease of 6% was recorded for local mora, with prices ranged Rs.2350.00-2700.00/kg. However, the price of local anguluwa has increased by 16%.

Compared with the same period of the previous year, the wholesale prices of most dried fish varieties have increased, and the highest price increase was reported for local balaya by 78%.

Retail

Prices of most of the dry fish species have decreased. The price decline was recorded in the range of Rs.7.00-77.00/kg. The

maximum price decline was recorded for balaya. The second and third price decrease were recorded for mora and angaluwa, Rs.56.00/kg and Rs.43.00/kg respectively. Meanwhile, prices of kattawa, sprats and thora have increased by Rs.86.00/kg, Rs.71.00/kg and Rs.33.00/kg respectively.

Compared to the same period last year, the retail prices of all types of dried fish, except salaya, have increased in the range of 3%-33%, with the highest price increase recorded for local sprats.

Eggs

Wholesale

Prices of both brown and white eggs have decreased slightly (less than Rs.1.00). Price of brown egg ranged Rs.35.00- 36.00/egg, while the price of a white egg ranged Rs.33.00-35.00/egg.

Compared to the same period of the last year, prices of both brown and white eggs have increased by 16% and 23% respectively.

Retail

There was no significant price change was observed for both brown and white eggs. Prices ranged Rs.36.00-38.00 for brown eggs and 35.00-36.00 for white eggs.

Compared to the same period last year, the retail prices of both brown and white eggs have increased by 14% and 15% respectively.

Meat

Retail

Prices of mutton, beef and skinless curry chicken have increased by Rs.54.00/kg, Rs.43.00/kg and Rs.25.00/kg respectively. While, price of skinless broiler chicken has decreased by Rs.54.00/kg and there was no any price change reported for pork.

Compared to the same period last year, the retail prices of all meat varieties have increased by 11%-110% with the highest price increase was reported for pork.

NOTE

The Food Commodities Bulletin is a weekly publication containing information relating to wholesale and retail prices of selected food commodities in nine selected markets in and around Colombo and main markets in the major producing areas.

The information is analyzed and presented as prevailing prices, price ranges, averages, and a comparison of weekly prices. The changes in prices reported are always with price prevailed during the previous week unless otherwise stated.

Weekly Food Commodities Bulletin

The frequency of collection of wholesale price information is twice a week (i.e., Tuesday and Friday) while with retail prices, it is thrice a week (i.e., Friday, Monday, and Tuesday).

Table 01: Selected Markets: Wholesale Price of Rice (Rs/50kg bag)

Week 09: 27 Feb - 05 Mar 2026

LOCATIONS	Rice Varieties													
	Samba 1		Samba 2		Keeri Samba		Nadu 1		Nadu 2		Raw Red		Raw White	
Colombo	12000	12250	11750	11900	15000	16000	10000	10250	9500	9750	9000	10000	9000	10000
Divulapitiya	14000	14250	11500	12500	15600	17500	11350	11400	9400	10000	9000	10000	9000	10150
Kurunegala	-	-	11900	12000	16500	16500	11350	11400	9500	9900	-	-	9250	9650
Nikaweratiya	13000	13250	-	-	17250	17500	11200	11400	9200	9500	-	-	-	-
Badulla	-	-	-	-	-	-	-	-	-	-	-	-	-	-
Puttalam	13900	14000	13000	13000	17500	17750	11350	11500	10000	10750	10500	10500	9900	10250
Dambulla	14000	14250	12500	12750	-	-	11250	11300	10000	10250	10000	10250	9750	10000
Anuradhapura	14250	14250	11900	12000	17750	18000	11250	11400	9500	10250	10000	10500	9000	10000
Tambuttegama	14500	14500	11750	11900	-	-	11300	11400	9750	10000	10750	10900	9500	9900
Polonnaruwa	-	-	-	-	-	-	11100	11250	-	-	10800	10900	-	-
Kalutara	-	-	-	-	-	-	11250	11350	10000	10500	8250	10250	9000	10000
Ampara	-	-	12000	12000	-	-	11000	11500	10250	10250	7500	9000	9000	9750
Kandy	12750	13000	12000	12250	16500	17000	10500	10750	10000	10250	9500	10000	9500	10000
Moneragala	-	-	12000	12250	18000	18250	11250	11350	10500	10750	8750	9000	9000	9500
Kegalle	-	-	-	-	-	-	-	-	-	-	-	-	-	-
Dehiattakandiya	13750	14000	-	-	17500	17500	11250	11250	10250	10250	10750	10750	8750	9250
Hambantota	-	-	-	-	-	-	-	-	-	-	-	-	-	-
Matara	-	-	-	-	-	-	11250	11400	10400	10750	8400	8800	9400	10000
Galle	-	-	-	-	-	-	-	-	-	-	-	-	-	-
Meegoda	-	-	11950	12000	-	-	10500	10750	9500	10250	8750	9500	9250	9500
Tissamaharama	-	-	-	-	-	-	11400	11450	-	-	8800	8900	9650	9700
Embilipitiya	12900	13000	11950	12000	17250	17500	11300	11350	10500	10600	7900	8100	9200	9300
Jaffna	-	-	-	-	-	-	11300	11350	-	-	9500	10250	9650	10000
Vavuniya	-	-	11750	11900	-	-	10750	11250	-	-	9250	9750	10250	10500
Mannar	-	-	12250	12400	15500	15750	10500	10750	-	-	9850	9900	9900	10150
Killinochchi	-	-	-	-	-	-	10500	10750	-	-	9250	9500	10000	10250
Mullattivu	-	-	-	-	-	-	10750	11000	-	-	9250	9600	-	-
Batticaloa	-	-	11750	12000	15000	16000	-	-	10000	10250	9250	9250	9250	9250
Trincomalee	-	-	-	-	-	-	-	-	-	-	-	-	-	-
Galenbindunuwew	-	-	-	-	-	-	11000	11400	10900	10900	10750	10900	10000	10300
Matale	-	-	-	-	-	-	11000	11250	9750	10250	8750	9750	8750	9750

09

Table 02: Selected Markets: Retail Price of Rice (Rs/kg)

Week 09: 27 Feb - 05 Mar 2026

LOCATIONS	Rice Varieties													
	Samba 1		Samba 2		Keeri Samba		Nadu 1		Nadu 2		Raw Red		Raw White	
Colombo	250.00	280.00	-	-	340.00	380.00	225.00	240.00	-	-	210.00	220.00	210.00	230.00
Gampaha	-	-	238.00	240.00	-	-	230.00	230.00	215.00	225.00	210.00	220.00	200.00	220.00
Kurunegala	-	-	238.00	240.00	-	-	230.00	230.00	215.00	220.00	215.00	220.00	210.00	220.00
Nikaweratiya	265.00	270.00	-	-	350.00	355.00	230.00	235.00	190.00	200.00	-	-	180.00	190.00
Dambulla	285.00	290.00	260.00	265.00	360.00	370.00	227.00	230.00	210.00	215.00	210.00	215.00	205.00	210.00
Anuradhapura	290.00	290.00	240.00	245.00	365.00	370.00	230.00	230.00	200.00	220.00	210.00	220.00	190.00	210.00
Thambuththegama	295.00	300.00	238.00	240.00	365.00	370.00	230.00	230.00	205.00	215.00	216.00	220.00	200.00	215.00
Polonnaruwa	-	-	240.00	240.00	-	-	230.00	230.00	-	-	220.00	220.00	220.00	220.00
Kaluthara	275.00	280.00	240.00	240.00	350.00	360.00	230.00	230.00	200.00	220.00	170.00	215.00	180.00	220.00
Badulla	-	-	-	-	-	-	-	-	-	-	-	-	-	-
Keppetipola	-	-	245.00	260.00	-	-	225.00	226.00	218.00	220.00	170.00	180.00	195.00	200.00
Moneragala	-	-	245.00	250.00	365.00	370.00	230.00	230.00	220.00	220.00	185.00	190.00	190.00	200.00
Kegalle	-	-	-	-	-	-	230.00	230.00	-	-	220.00	220.00	220.00	220.00
Ampara	-	-	240.00	240.00	360.00	360.00	225.00	230.00	209.00	222.00	180.00	220.00	195.00	220.00
Dehiattakandiya	285.00	290.00	-	-	360.00	360.00	225.00	230.00	210.00	210.00	220.00	220.00	180.00	220.00
Nuwaraeliya	270.00	270.00	260.00	260.00	370.00	370.00	225.00	228.00	216.00	220.00	185.00	192.00	198.00	208.00
Kandy	270.00	275.00	240.00	245.00	360.00	365.00	228.00	230.00	215.00	220.00	200.00	210.00	200.00	210.00
Puttalam	280.00	285.00	260.00	260.00	355.00	360.00	230.00	230.00	210.00	220.00	220.00	220.00	210.00	220.00
Hambantota	-	-	-	-	-	-	-	-	-	-	-	-	-	-
Rathnapura	280.00	290.00	-	-	350.00	360.00	228.00	235.00	217.00	220.00	190.00	198.00	205.00	215.00
Matara	-	-	240.00	250.00	350.00	355.00	230.00	230.00	210.00	220.00	173.00	185.00	190.00	220.00
Galle	-	-	-	-	-	-	-	-	-	-	-	-	-	-
Tissamaharama	-	-	240.00	240.00	-	-	230.00	230.00	-	-	180.00	182.00	195.00	200.00
Meegoda (DEC)	-	-	240.00	240.00	-	-	225.00	230.00	210.00	220.00	200.00	210.00	200.00	220.00
Embilipitiya	260.00	260.00	240.00	240.00	355.00	360.00	230.00	230.00	215.00	220.00	164.00	170.00	195.00	210.00
Jaffna	-	-	-	-	-	-	230.00	232.00	-	-	210.00	215.00	220.00	222.00
Vavuniya	-	-	238.00	242.00	-	-	228.00	230.00	220.00	225.00	200.00	206.00	215.00	220.00
Mannar	-	-	255.00	260.00	340.00	350.00	230.00	235.00	-	-	210.00	220.00	220.00	220.00
Killinochchi	-	-	-	-	-	-	224.00	225.00	220.00	220.00	195.00	200.00	210.00	215.00
Mullaittivu	-	-	-	-	-	-	224.00	225.00	220.00	223.00	190.00	195.00	215.00	220.00
Batticaloa	-	-	245.00	252.00	340.00	350.00	-	-	205.00	210.00	195.00	200.00	195.00	200.00
Trincomalee	-	-	250.00	250.00	340.00	350.00	230.00	235.00	-	-	205.00	210.00	215.00	220.00
Hanguranketha	-	-	240.00	240.00	-	-	228.00	230.00	-	-	185.00	205.00	206.00	220.00
Veyangoda	-	-	240.00	240.00	-	-	230.00	230.00	200.00	220.00	210.00	220.00	200.00	220.00
Galenbindunuwewa	-	-	240.00	240.00	345.00	365.00	230.00	230.00	220.00	225.00	220.00	220.00	205.00	215.00
Bandarawela	-	-	-	-	360.00	365.00	230.00	230.00	-	-	180.00	190.00	190.00	200.00
Matale	275.00	280.00	-	-	350.00	360.00	226.00	228.00	208.00	220.00	210.00	215.00	205.00	215.00

Table 04: Selected Markets: Wholesale Price of Subsidiary Food (Rs/50kg)

Week 09: 27 Feb - 05 Mar 2026

LOCATION	Dried Chillies	Red Onion		Big Onion	Potato			Pulses		
	Imported	Imported	Local		Imported	Welimada	Nuwara Eliya	Green Gram	Cowpea	Red Dhal
Colombo	42000 - 47500	10000 - 11500	-	5500 - 7500	6500 - 10000	11500 - 13000	14000 - 15000	32500 - 35500	35000 - 40000	12250 - 12750
Kurunegala	44000 - 45000	11250 - 12000	-	7250 - 7750	7500 - 8000	-	-	34000 - 35000	37500 - 39000	12400 - 12600
Nikaweratiya	43500 - 45000	11250 - 11750	-	7500 - 7750	6750 - 7750	-	-	33500 - 35000	36000 - 37500	12250 - 12500
Dehiattakandiya	44000 - 46500	12000 - 15000	-	8000 - 8750	7500 - 8250	-	-	27500 - 32500	25000 - 37500	12250 - 12850
Dambulla (DEC)	42500 - 43000	11000 - 11500	-	7500 - 8000	7750 - 8250	12500 - 13000	14500 - 15000	27500 - 30000	30000 - 32500	12250 - 12500
Anuradhapura	45000 - 47500	12500 - 14000	-	7500 - 8000	7250 - 8000	-	-	32500 - 36000	37500 - 45000	12500 - 13000
Thambuththegama	43000 - 44000	11750 - 14000	-	7500 - 8000	8000 - 8250	-	-	32500 - 35000	27500 - 29000	12000 - 12500
Polonnaruwa	45000 - 47500	14000 - 15000	-	8000 - 9000	7000 - 8500	-	16000 - 17500	32500 - 35000	47500 - 49000	12000 - 12500
Kaluthara	45000 - 47000	12000 - 13000	-	7500 - 8000	8500 - 9000	-	-	35000 - 40000	40000 - 42000	12500 - 13000
Puttalam	42000 - 42500	10000 - 12500	-	7000 - 8250	8000 - 8250	-	-	34000 - 35000	42500 - 43000	12600 - 12900
Kandy	46500 - 47500	11500 - 12500	-	7000 - 7500	7250 - 7500	12000 - 12500	13500 - 14000	32500 - 35000	37500 - 40000	12500 - 12750
Matara	46000 - 47500	12500 - 13500	-	7500 - 8000	8500 - 9000	-	-	34000 - 35000	37500 - 39000	12800 - 13250
Hambantota	-	-	-	-	-	-	-	-	-	-
Kegalle	44000 - 45000	13000 - 14000	-	7500 - 8500	7200 - 7250	-	-	33000 - 34000	40000 - 40000	12500 - 13250
Galle	-	-	-	-	-	-	-	-	-	-
Tissamaharama	43500 - 44000	12500 - 13250	-	6750 - 7000	7250 - 7500	-	13750 - 14000	29000 - 30000	-	12000 - 12500
Meegoda (DEC)	42000 - 44000	11000 - 12000	-	7000 - 7500	7400 - 8000	13000 - 13500	14500 - 15000	31500 - 32500	37000 - 44000	12400 - 12800
Jaffna	47000 - 47500	-	-	7250 - 7500	7400 - 7500	-	-	33500 - 34500	-	1300 - 13000
Vavuniya	45000 - 46000	10500 - 12000	-	8500 - 9000	8000 - 9000	-	-	32500 - 34000	-	13000 - 13250
Mannar	40000 - 42500	11750 - 12000	-	7000 - 7000	6750 - 7000	-	-	30000 - 34000	-	12250 - 12500
Killinochchi	45000 - 47000	-	-	7500 - 8000	7000 - 8000	-	-	32000 - 33000	-	12500 - 12750
Mullattivu	46500 - 49000	-	-	8500 - 9500	7500 - 8500	-	-	34000 - 35000	-	12500 - 12750
Batticaloa	45000 - 47500	10750 - 10750	-	6750 - 6750	7500 - 7500	11750 - 11750	14500 - 14500	30000 - 30000	35000 - 35000	12000 - 12000
Trincomalee	-	-	-	-	-	-	-	-	-	-
Galenbindunuwewa	46500 - 48500	14250 - 15250	-	7500 - 9000	7500 - 9000	-	-	34000 - 37000	35250 - 41500	12250 - 13000
Matale	44500 - 45000	13000 - 14000	-	7250 - 7500	7250 - 7500	-	-	28750 - 32500	32500 - 35000	12250 - 12500

Table 05: Selected Markets: Retail Price of Subsidiary Food Crops (Rs/kg)

Week 09: 27 Feb - 05 Mar 2026

LOCATIONS	Dried Chillies	Red Onion		Big Onion	Potato			Pulses		
	Imported	Imported	Local		Imported	Welimada	Nuwara Eliya	Green Gram	Cowpea	Red Dhal
Colombo	900.00 - 1300.00	320.00 - 480.00	-	160.00 - 240.00	160.00 - 260.00	320.00 - 350.00	360.00 - 460.00	700.00 - 1000.00	900.00 - 1200.00	260.00 - 320.00
Gampaha	950.00 - 1190.00	360.00 - 420.00	-	200.00 - 220.00	200.00 - 220.00	-	-	670.00 - 1000.00	790.00 - 980.00	260.00 - 300.00
Kurunegala	950.00 - 1000.00	350.00 - 400.00	-	190.00 - 220.00	200.00 - 220.00	-	380.00 - 380.00	700.00 - 800.00	850.00 - 920.00	260.00 - 280.00
Nikaweratiya	920.00 - 980.00	260.00 - 270.00	-	160.00 - 180.00	160.00 - 175.00	-	-	700.00 - 750.00	800.00 - 880.00	250.00 - 265.00
Dambulla	950.00 - 1000.00	360.00 - 400.00	-	180.00 - 200.00	180.00 - 200.00	-	-	750.00 - 800.00	850.00 - 900.00	260.00 - 270.00
Anuradhapura	950.00 - 1000.00	300.00 - 340.00	-	160.00 - 200.00	170.00 - 200.00	-	-	700.00 - 800.00	800.00 - 1000.00	260.00 - 300.00
Thambuththegama	950.00 - 1050.00	320.00 - 380.00	-	180.00 - 220.00	180.00 - 210.00	-	-	800.00 - 880.00	750.00 - 1000.00	248.00 - 255.00
Polonnaruwa	950.00 - 1100.00	300.00 - 340.00	-	200.00 - 200.00	180.00 - 200.00	350.00 - 360.00	380.00 - 380.00	660.00 - 700.00	980.00 - 1040.00	260.00 - 260.00
Kaluthara	960.00 - 1000.00	300.00 - 320.00	-	200.00 - 200.00	180.00 - 240.00	340.00 - 350.00	-	700.00 - 850.00	840.00 - 1000.00	250.00 - 270.00
Badulla	-	-	-	-	-	-	-	-	-	-
Keppetipola	880.00 - 950.00	250.00 - 260.00	-	170.00 - 190.00	160.00 - 170.00	280.00 - 320.00	-	700.00 - 750.00	870.00 - 880.00	245.00 - 255.00
Moneragala	950.00 - 1000.00	300.00 - 360.00	-	190.00 - 200.00	180.00 - 200.00	360.00 - 360.00	400.00 - 400.00	760.00 - 800.00	800.00 - 900.00	270.00 - 300.00
Kegalle	960.00 - 1000.00	280.00 - 300.00	-	180.00 - 200.00	180.00 - 200.00	280.00 - 300.00	-	740.00 - 760.00	950.00 - 980.00	280.00 - 300.00
Ampara	900.00 - 980.00	260.00 - 300.00	-	160.00 - 160.00	150.00 - 165.00	280.00 - 320.00	-	690.00 - 750.00	800.00 - 950.00	248.00 - 260.00
Dehiattakandiya	920.00 - 980.00	300.00 - 400.00	-	180.00 - 200.00	180.00 - 185.00	-	-	600.00 - 750.00	600.00 - 800.00	250.00 - 270.00
Nuwaraeliya	960.00 - 1000.00	270.00 - 280.00	-	190.00 - 200.00	175.00 - 180.00	-	350.00 - 360.00	690.00 - 740.00	880.00 - 900.00	245.00 - 255.00
Kandy	1000.00 - 1100.00	320.00 - 400.00	-	180.00 - 200.00	180.00 - 200.00	340.00 - 360.00	380.00 - 400.00	700.00 - 850.00	960.00 - 1000.00	280.00 - 290.00
Puttalam	900.00 - 950.00	-	400.00 - 400.00	170.00 - 200.00	180.00 - 200.00	-	-	750.00 - 850.00	900.00 - 1000.00	270.00 - 280.00
Rathnapura	990.00 - 1200.00	280.00 - 320.00	-	160.00 - 200.00	160.00 - 210.00	-	-	650.00 - 800.00	880.00 - 1040.00	260.00 - 270.00
Hambantota	-	-	-	-	-	350.00 - 360.00	-	-	-	-
Matara	950.00 - 1000.00	300.00 - 340.00	-	180.00 - 190.00	180.00 - 200.00	340.00 - 350.00	360.00 - 370.00	700.00 - 800.00	800.00 - 850.00	280.00 - 300.00
Galle	-	-	-	-	-	-	-	-	-	-
Tissamaharama	950.00 - 1000.00	280.00 - 300.00	-	160.00 - 180.00	170.00 - 200.00	320.00 - 340.00	-	650.00 - 690.00	-	260.00 - 280.00
Meegoda (DEC)	920.00 - 1000.00	320.00 - 360.00	-	160.00 - 190.00	180.00 - 200.00	360.00 - 360.00	400.00 - 400.00	700.00 - 800.00	900.00 - 1040.00	260.00 - 290.00
Embilipitiya	940.00 - 1000.00	290.00 - 320.00	-	170.00 - 180.00	170.00 - 180.00	350.00 - 360.00	-	700.00 - 750.00	850.00 - 900.00	255.00 - 300.00
Jaffna	980.00 - 1000.00	-	-	170.00 - 180.00	160.00 - 180.00	-	-	720.00 - 740.00	-	270.00 - 280.00
Vavuniya	950.00 - 970.00	260.00 - 280.00	-	200.00 - 220.00	200.00 - 240.00	-	-	700.00 - 750.00	-	275.00 - 280.00
Mannar	960.00 - 1000.00	-	-	180.00 - 180.00	180.00 - 180.00	-	-	700.00 - 750.00	-	270.00 - 280.00
Killinochchi	950.00 - 1000.00	-	-	180.00 - 200.00	170.00 - 190.00	-	-	670.00 - 700.00	-	260.00 - 265.00
Mullaittivu	950.00 - 1000.00	-	-	-	150.00 - 160.00	-	-	690.00 - 720.00	-	255.00 - 260.00
Batticaloa	1000.00 - 1100.00	250.00 - 250.00	-	200.00 - 230.00	200.00 - 220.00	350.00 - 350.00	400.00 - 450.00	680.00 - 700.00	800.00 - 850.00	260.00 - 270.00
Trincomalee	950.00 - 980.00	-	300.00 - 320.00	190.00 - 200.00	170.00 - 180.00	-	-	700.00 - 740.00	950.00 - 1000.00	265.00 - 270.00
Hanguranketha	950.00 - 1000.00	-	375.00 - 375.00	180.00 - 190.00	180.00 - 180.00	-	-	720.00 - 820.00	760.00 - 820.00	260.00 - 260.00
Veyangoda	900.00 - 960.00	320.00 - 400.00	-	180.00 - 200.00	180.00 - 220.00	320.00 - 360.00	360.00 - 400.00	720.00 - 800.00	900.00 - 1000.00	260.00 - 320.00
Galenbindunuwewa	950.00 - 990.00	300.00 - 380.00	-	170.00 - 200.00	170.00 - 200.00	-	-	700.00 - 760.00	725.00 - 850.00	255.00 - 270.00
Bandarawela	950.00 - 1050.00	300.00 - 360.00	-	180.00 - 200.00	180.00 - 200.00	300.00 - 330.00	-	700.00 - 800.00	850.00 - 950.00	260.00 - 280.00
Matale	920.00 - 1000.00	300.00 - 320.00	-	170.00 - 200.00	170.00 - 200.00	-	-	720.00 - 760.00	850.00 - 900.00	250.00 - 260.00

Table 06: Selected Markets: Wholesale Price of Vegetables(Rs/kg)

Week 09: 27 Feb - 05 Mar 2026

Locations	Butter Beans	Green Beans	Carrot	Leeks	Beetroot	Knolkhol
Colombo	-	250.00 - 350.00	200.00 - 230.00	160.00 - 200.00	60.00 - 150.00	100.00 - 130.00
Meegoda (DEC)	-	300.00 - 380.00	230.00 - 260.00	180.00 - 210.00	100.00 - 120.00	170.00 - 200.00
Dambulla (DEC)	-	280.00 - 350.00	200.00 - 250.00	250.00 - 270.00	70.00 - 100.00	80.00 - 120.00
Keppetipola (DEC)	-	300.00 - 330.00	250.00 - 280.00	180.00 - 220.00	145.00 - 155.00	120.00 - 140.00
Norochchole (DEC)	-	-	-	-	60.00 - 80.00	140.00 - 180.00
Nuwara Eliya	-	240.00 - 260.00	220.00 - 240.00	160.00 - 180.00	120.00 - 130.00	110.00 - 120.00
Kandy	-	250.00 - 300.00	220.00 - 230.00	200.00 - 220.00	90.00 - 100.00	130.00 - 140.00
Hambantota	-	-	-	-	-	-
Thambuththegama (DEC)	-	300.00 - 330.00	250.00 - 280.00	180.00 - 200.00	80.00 - 130.00	-
Jaffna	-	-	-	-	-	-
Bandarawela	-	240.00 - 280.00	190.00 - 230.00	170.00 - 180.00	120.00 - 140.00	100.00 - 120.00
Veyangoda	-	280.00 - 340.00	220.00 - 270.00	180.00 - 220.00	80.00 - 110.00	170.00 - 200.00

Locations	Raddish	Cabbage	Tomato	Ladies Fingers	Brinjal	Capsicum
Colombo	40.00 - 80.00	80.00 - 140.00	70.00 - 130.00	60.00 - 100.00	150.00 - 200.00	250.00 - 300.00
Meegoda (DEC)	70.00 - 90.00	110.00 - 150.00	110.00 - 130.00	110.00 - 140.00	160.00 - 190.00	260.00 - 300.00
Moneragala	80.00 - 100.00	150.00 - 180.00	120.00 - 150.00	130.00 - 150.00	130.00 - 150.00	450.00 - 500.00
Dambulla (DEC)	35.00 - 50.00	100.00 - 120.00	60.00 - 90.00	80.00 - 120.00	140.00 - 200.00	250.00 - 350.00
Keppetipola (DEC)	40.00 - 50.00	100.00 - 120.00	70.00 - 80.00	90.00 - 100.00	120.00 - 150.00	250.00 - 280.00
Norochchole (DEC)	60.00 - 70.00	150.00 - 200.00	150.00 - 180.00	160.00 - 200.00	180.00 - 220.00	330.00 - 400.00
Nuwara Eliya	40.00 - 50.00	110.00 - 130.00	140.00 - 160.00	100.00 - 120.00	150.00 - 170.00	280.00 - 320.00
Kandy	60.00 - 70.00	100.00 - 120.00	70.00 - 80.00	100.00 - 120.00	170.00 - 200.00	250.00 - 280.00
Hambantota	-	-	-	-	-	-
Thambuththegama (DEC)	60.00 - 80.00	100.00 - 130.00	50.00 - 60.00	60.00 - 80.00	80.00 - 100.00	230.00 - 300.00
Tissamaharama	120.00 - 140.00	160.00 - 170.00	100.00 - 120.00	120.00 - 140.00	140.00 - 160.00	360.00 - 380.00
Jaffna	-	-	-	-	-	-
Bandarawela	30.00 - 40.00	65.00 - 90.00	80.00 - 90.00	80.00 - 100.00	120.00 - 160.00	260.00 - 300.00
Veyangoda	70.00 - 80.00	100.00 - 130.00	100.00 - 130.00	110.00 - 140.00	150.00 - 180.00	280.00 - 350.00

Locations	Pumpkin	Cucumber	Bitter Gourd	Snake Gourd	Drumstick	Luffa
Colombo	80.00 - 110.00	40.00 - 80.00	300.00 - 350.00	120.00 - 180.00	-	160.00 - 220.00
Meegoda (DEC)	100.00 - 120.00	50.00 - 70.00	300.00 - 340.00	140.00 - 160.00	-	160.00 - 200.00
Moneragala	110.00 - 120.00	80.00 - 120.00	380.00 - 400.00	180.00 - 200.00	-	200.00 - 220.00
Dambulla (DEC)	90.00 - 120.00	30.00 - 45.00	280.00 - 300.00	80.00 - 110.00	-	110.00 - 130.00
Keppetipola (DEC)	100.00 - 110.00	40.00 - 60.00	310.00 - 320.00	140.00 - 150.00	-	170.00 - 180.00
Norochchole (DEC)	100.00 - 130.00	50.00 - 60.00	400.00 - 480.00	100.00 - 150.00	-	180.00 - 220.00
Nuwara Eliya	110.00 - 120.00	60.00 - 70.00	330.00 - 340.00	150.00 - 160.00	-	180.00 - 200.00
Kandy	90.00 - 100.00	60.00 - 70.00	340.00 - 360.00	150.00 - 160.00	-	180.00 - 200.00
Hambantota	-	-	-	-	-	-
Thambuththegama (DEC)	90.00 - 110.00	30.00 - 40.00	260.00 - 320.00	80.00 - 100.00	-	140.00 - 160.00
Tissamaharama	120.00 - 140.00	60.00 - 80.00	360.00 - 380.00	120.00 - 140.00	-	200.00 - 230.00
Jaffna	-	-	-	-	-	-
Bandarawela	80.00 - 100.00	50.00 - 60.00	300.00 - 320.00	140.00 - 150.00	-	170.00 - 200.00
Veyangoda	100.00 - 115.00	50.00 - 70.00	300.00 - 360.00	120.00 - 150.00	-	150.00 - 180.00

Table 06 (Contd.)

	Long Beans	Ash Plantain	Green Chillies	Lime	Sweet Potatoe	Manioc
Colombo	60.00 - 130.00	130.00 - 170.00	200.00 - 300.00	50.00 - 90.00	120.00 - 170.00	60.00 - 100.00
Meegoda (DEC)	100.00 - 140.00	150.00 - 180.00	300.00 - 350.00	80.00 - 100.00	140.00 - 150.00	100.00 - 120.00
Moneragala	130.00 - 160.00	100.00 - 130.00	350.00 - 400.00	70.00 - 80.00	200.00 - 230.00	70.00 - 80.00
Dambulla (DEC)	80.00 - 120.00	140.00 - 150.00	250.00 - 300.00	60.00 - 80.00	90.00 - 130.00	90.00 - 110.00
Keppetipola (DEC)	130.00 - 140.00	120.00 - 130.00	260.00 - 280.00	60.00 - 80.00	150.00 - 160.00	110.00 - 120.00
Norochhole (DEC)	100.00 - 130.00	150.00 - 180.00	320.00 - 350.00	100.00 - 120.00	-	120.00 - 150.00
Nuwara Eliya	140.00 - 150.00	140.00 - 160.00	280.00 - 320.00	80.00 - 100.00	160.00 - 170.00	100.00 - 120.00
Kandy	120.00 - 150.00	140.00 - 160.00	250.00 - 300.00	60.00 - 70.00	150.00 - 170.00	100.00 - 110.00
Hambantota	-	-	-	-	-	-
Thambuththegama (DEC)	60.00 - 80.00	100.00 - 130.00	220.00 - 300.00	50.00 - 70.00	130.00 - 150.00	90.00 - 110.00
Tissamaharama	120.00 - 140.00	150.00 - 160.00	340.00 - 360.00	100.00 - 120.00	160.00 - 180.00	160.00 - 180.00
Jaffna	-	-	-	-	-	-
Bandarawela	120.00 - 130.00	140.00 - 160.00	250.00 - 300.00	70.00 - 80.00	150.00 - 160.00	-
Veyangoda	90.00 - 120.00	160.00 - 180.00	280.00 - 350.00	80.00 - 110.00	130.00 - 150.00	100.00 - 120.00

Locations	Leafy Vegetables (Rs/bundle)			Coconut (Rs/nut)	
	Mukunuwenna	Kankun	Gotukola	Large	Small
Colombo	40.00 - 45.00	40.00 - 45.00	200.00 - 250.00	160.00 - 170.00	140.00 - 150.00
Meegoda (DEC)	-	-	-	150.00 - 160.00	130.00 - 135.00
Norochhole (DEC)	40.00 - 40.00	40.00 - 40.00	-	135.00 - 145.00	120.00 - 125.00
Nuwara Eliya	-	-	-	-	-
Dambulla (DEC)	30.00 - 35.00	35.00 - 35.00	125.00 - 150.00	110.00 - 120.00	80.00 - 90.00
Kandy	50.00 - 60.00	50.00 - 60.00	260.00 - 270.00	130.00 - 145.00	80.00 - 100.00
Hambantota	-	-	-	-	-
Thambuththegama (DEC)	-	-	-	100.00 - 110.00	80.00 - 90.00
Tissamaharama	35.00 - 40.00	35.00 - 40.00	-	-	-
Jaffna	-	-	-	-	-
Bandarawela	-	-	-	-	-
Veyangoda	-	-	-	-	-

Colombo, Meegoda, Norochhole, Jaffna, Dambulla and Kandy - Gotukola Price Rs/Kg

Table 07: Selected Markets: Retail Price of Vegetables (Rs/kg)

Week 09: 27 Feb - 05 Mar 2026

LOCATIONS	Up Country Varieties																
	Butter Beans		Green Beans		Carrot		Leeks		Beetroot		Knol Khol		Raddish		Cabbage		Tomato
Colombo	-	320.00 - 560.00	250.00 - 480.00	250.00 - 400.00	200.00 - 400.00	200.00 - 350.00	150.00 - 320.00	200.00 - 400.00	150.00 - 350.00	200.00 - 320.00	100.00 - 160.00	220.00 - 280.00	200.00 - 400.00	150.00 - 350.00			
Gampaha	-	400.00 - 460.00	340.00 - 400.00	350.00 - 400.00	240.00 - 280.00	300.00 - 340.00	160.00 - 220.00	240.00 - 280.00	300.00 - 340.00	160.00 - 220.00	240.00 - 280.00	240.00 - 280.00	300.00 - 340.00				
Kurunegala	-	400.00 - 460.00	400.00 - 440.00	350.00 - 400.00	220.00 - 260.00	240.00 - 280.00	100.00 - 160.00	220.00 - 280.00	200.00 - 250.00								
Nikaweratiya	-	480.00 - 530.00	400.00 - 480.00	350.00 - 480.00	-	240.00 - 320.00	120.00 - 160.00	200.00 - 320.00	160.00 - 320.00								
Dambulla	-	460.00 - 480.00	380.00 - 400.00	380.00 - 400.00	200.00 - 240.00	260.00 - 280.00	160.00 - 180.00	200.00 - 240.00	200.00 - 240.00								
Anuradhapura	-	400.00 - 480.00	400.00 - 440.00	360.00 - 400.00	240.00 - 320.00	240.00 - 300.00	120.00 - 160.00	240.00 - 280.00	200.00 - 240.00								
Thambuththegama	-	450.00 - 550.00	380.00 - 440.00	320.00 - 380.00	180.00 - 240.00	-	120.00 - 180.00	200.00 - 250.00	120.00 - 160.00								
Polonnaruwa	-	480.00 - 520.00	400.00 - 440.00	400.00 - 440.00	200.00 - 300.00	300.00 - 320.00	120.00 - 160.00	200.00 - 250.00	240.00 - 280.00								
Kaluthara	-	400.00 - 440.00	300.00 - 440.00	280.00 - 400.00	200.00 - 240.00	200.00 - 280.00	160.00 - 200.00	280.00 - 360.00	200.00 - 240.00								
Badulla	-	-	-	-	-	-	-	-	-								
Keppetipola	-	350.00 - 380.00	300.00 - 340.00	240.00 - 260.00	200.00 - 230.00	180.00 - 200.00	100.00 - 120.00	150.00 - 170.00	140.00 - 150.00								
Moneragala	-	400.00 - 440.00	320.00 - 360.00	360.00 - 400.00	280.00 - 320.00	240.00 - 300.00	120.00 - 160.00	200.00 - 240.00	200.00 - 260.00								
Kegalle	-	440.00 - 480.00	440.00 - 480.00	360.00 - 400.00	260.00 - 300.00	240.00 - 280.00	240.00 - 280.00	280.00 - 320.00	240.00 - 280.00								
Ampara	-	320.00 - 380.00	300.00 - 380.00	300.00 - 350.00	280.00 - 320.00	250.00 - 300.00	180.00 - 240.00	220.00 - 280.00	200.00 - 240.00								
Dehiattakandiya	-	450.00 - 520.00	300.00 - 400.00	300.00 - 320.00	200.00 - 200.00	300.00 - 320.00	200.00 - 200.00	200.00 - 300.00	150.00 - 200.00								
Nuwaraeliya	-	340.00 - 360.00	320.00 - 340.00	260.00 - 280.00	220.00 - 230.00	200.00 - 220.00	120.00 - 130.00	220.00 - 230.00	240.00 - 250.00								
Kandy	-	400.00 - 450.00	400.00 - 450.00	300.00 - 360.00	180.00 - 200.00	200.00 - 240.00	160.00 - 180.00	200.00 - 240.00	150.00 - 200.00								
Puttalam	-	500.00 - 600.00	400.00 - 480.00	360.00 - 400.00	300.00 - 360.00	300.00 - 350.00	120.00 - 160.00	320.00 - 350.00	240.00 - 320.00								
Hambantota	-	-	-	-	-	-	-	-	-								
Rathnapura	-	400.00 - 450.00	300.00 - 400.00	320.00 - 380.00	220.00 - 280.00	240.00 - 320.00	120.00 - 180.00	200.00 - 300.00	230.00 - 280.00								
Matara	-	400.00 - 480.00	380.00 - 440.00	320.00 - 400.00	200.00 - 240.00	280.00 - 320.00	120.00 - 160.00	240.00 - 320.00	120.00 - 160.00								
Galle	-	-	-	-	-	-	-	-	-								
Tissamaharama	-	340.00 - 360.00	320.00 - 340.00	260.00 - 280.00	200.00 - 220.00	260.00 - 280.00	160.00 - 180.00	200.00 - 220.00	140.00 - 160.00								
Meegoda (DEC)	-	440.00 - 480.00	360.00 - 440.00	360.00 - 400.00	200.00 - 240.00	360.00 - 400.00	200.00 - 240.00	240.00 - 300.00	240.00 - 320.00								
Embilipitiya	-	450.00 - 520.00	320.00 - 400.00	300.00 - 320.00	240.00 - 300.00	200.00 - 240.00	90.00 - 120.00	280.00 - 320.00	60.00 - 80.00								
Jaffna	-	350.00 - 400.00	350.00 - 400.00	350.00 - 360.00	100.00 - 120.00	-	100.00 - 100.00	180.00 - 200.00	150.00 - 160.00								
Vavuniya	-	400.00 - 450.00	400.00 - 450.00	400.00 - 450.00	150.00 - 180.00	300.00 - 340.00	140.00 - 160.00	200.00 - 240.00	150.00 - 180.00								
Mannar	-	460.00 - 480.00	400.00 - 400.00	400.00 - 400.00	350.00 - 400.00	-	200.00 - 230.00	320.00 - 350.00	250.00 - 300.00								
Killinochchi	-	400.00 - 440.00	360.00 - 400.00	360.00 - 400.00	360.00 - 400.00	-	80.00 - 100.00	270.00 - 290.00	280.00 - 300.00								
Mullaittivu	-	400.00 - 450.00	400.00 - 450.00	400.00 - 450.00	250.00 - 260.00	-	180.00 - 200.00	220.00 - 260.00	200.00 - 240.00								
Batticaloa	-	400.00 - 400.00	400.00 - 450.00	350.00 - 400.00	250.00 - 250.00	250.00 - 250.00	200.00 - 220.00	250.00 - 250.00	150.00 - 150.00								
Trincomalee	-	450.00 - 460.00	400.00 - 440.00	420.00 - 440.00	320.00 - 350.00	250.00 - 260.00	220.00 - 240.00	280.00 - 300.00	300.00 - 340.00								
Hanguranketha	-	350.00 - 380.00	260.00 - 280.00	240.00 - 260.00	150.00 - 180.00	150.00 - 160.00	80.00 - 100.00	150.00 - 180.00	120.00 - 150.00								
Veyangoda	-	400.00 - 480.00	320.00 - 400.00	320.00 - 360.00	180.00 - 240.00	280.00 - 320.00	160.00 - 220.00	240.00 - 280.00	220.00 - 280.00								
Galenbindunuwewa	-	420.00 - 480.00	380.00 - 450.00	380.00 - 450.00	140.00 - 180.00	150.00 - 200.00	120.00 - 180.00	160.00 - 200.00	200.00 - 250.00								
Bandarawela	-	400.00 - 440.00	280.00 - 340.00	280.00 - 320.00	260.00 - 320.00	220.00 - 260.00	100.00 - 120.00	200.00 - 240.00	200.00 - 220.00								
Matale	-	480.00 - 640.00	400.00 - 440.00	400.00 - 480.00	200.00 - 400.00	240.00 - 280.00	120.00 - 160.00	200.00 - 240.00	200.00 - 240.00								

Table 07 (Contd.)

LOCATIONS	Low Country Varieties										
	Ladies Fingers	Brinjal	Capsicum	Pumpkin	Cucumber	Bitter Gourd	Snake Gourd	Drumstick	Luffa	Long Beans	
Colombo	120.00 - 360.00	200.00 - 420.00	400.00 - 750.00	160.00 - 300.00	120.00 - 260.00	400.00 - 600.00	200.00 - 400.00	-	220.00 - 450.00	160.00 - 400.00	
Gampaha	280.00 - 320.00	320.00 - 360.00	550.00 - 650.00	200.00 - 240.00	160.00 - 200.00	500.00 - 550.00	340.00 - 400.00	-	300.00 - 360.00	220.00 - 320.00	
Kurunegala	200.00 - 280.00	300.00 - 340.00	560.00 - 600.00	180.00 - 220.00	90.00 - 120.00	500.00 - 560.00	240.00 - 260.00	-	260.00 - 300.00	240.00 - 300.00	
Nikaweratiya	120.00 - 200.00	200.00 - 320.00	480.00 - 580.00	200.00 - 250.00	100.00 - 170.00	480.00 - 580.00	240.00 - 320.00	-	250.00 - 320.00	160.00 - 220.00	
Dambulla	200.00 - 220.00	240.00 - 280.00	500.00 - 600.00	180.00 - 200.00	100.00 - 120.00	480.00 - 500.00	240.00 - 280.00	-	280.00 - 300.00	240.00 - 280.00	
Anuradhapura	200.00 - 240.00	240.00 - 280.00	520.00 - 600.00	160.00 - 200.00	120.00 - 160.00	520.00 - 560.00	240.00 - 280.00	-	260.00 - 320.00	200.00 - 240.00	
Thambuththegama	120.00 - 180.00	160.00 - 220.00	440.00 - 500.00	180.00 - 220.00	80.00 - 120.00	440.00 - 500.00	150.00 - 200.00	-	240.00 - 300.00	120.00 - 180.00	
Polonnaruwa	280.00 - 320.00	280.00 - 320.00	600.00 - 680.00	140.00 - 200.00	100.00 - 180.00	480.00 - 520.00	220.00 - 280.00	-	240.00 - 320.00	280.00 - 320.00	
Kaluthara	200.00 - 240.00	200.00 - 280.00	400.00 - 480.00	180.00 - 200.00	120.00 - 200.00	480.00 - 640.00	200.00 - 300.00	-	240.00 - 320.00	200.00 - 240.00	
Badulla	-	-	-	-	-	-	-	-	-	-	
Keppetipola	160.00 - 180.00	200.00 - 220.00	350.00 - 400.00	150.00 - 160.00	100.00 - 120.00	380.00 - 400.00	200.00 - 240.00	-	250.00 - 260.00	200.00 - 220.00	
Moneragala	240.00 - 280.00	200.00 - 240.00	520.00 - 600.00	160.00 - 200.00	160.00 - 200.00	520.00 - 580.00	260.00 - 280.00	-	260.00 - 300.00	200.00 - 260.00	
Kegalle	200.00 - 240.00	280.00 - 320.00	440.00 - 480.00	200.00 - 240.00	200.00 - 240.00	440.00 - 480.00	240.00 - 280.00	-	280.00 - 320.00	200.00 - 240.00	
Ampara	280.00 - 300.00	220.00 - 280.00	580.00 - 720.00	180.00 - 240.00	120.00 - 200.00	420.00 - 600.00	240.00 - 320.00	-	240.00 - 320.00	240.00 - 320.00	
Dehiattakandiya	200.00 - 300.00	220.00 - 300.00	400.00 - 400.00	150.00 - 200.00	100.00 - 150.00	400.00 - 430.00	200.00 - 200.00	-	240.00 - 300.00	150.00 - 240.00	
Nuwaraceliya	200.00 - 220.00	250.00 - 260.00	380.00 - 400.00	220.00 - 230.00	120.00 - 130.00	420.00 - 430.00	250.00 - 260.00	-	280.00 - 300.00	220.00 - 240.00	
Kandy	200.00 - 240.00	240.00 - 280.00	480.00 - 500.00	160.00 - 180.00	140.00 - 160.00	500.00 - 520.00	240.00 - 260.00	-	240.00 - 260.00	200.00 - 240.00	
Puttalam	250.00 - 320.00	280.00 - 360.00	600.00 - 800.00	200.00 - 260.00	120.00 - 160.00	520.00 - 600.00	200.00 - 250.00	-	300.00 - 350.00	200.00 - 240.00	
Rathnapura	150.00 - 200.00	200.00 - 240.00	480.00 - 560.00	120.00 - 150.00	100.00 - 150.00	460.00 - 540.00	200.00 - 250.00	-	280.00 - 370.00	200.00 - 260.00	
Hambantota	-	-	-	-	-	-	-	-	-	-	
Matara	200.00 - 240.00	240.00 - 260.00	400.00 - 460.00	160.00 - 180.00	120.00 - 150.00	480.00 - 520.00	220.00 - 250.00	-	280.00 - 340.00	200.00 - 240.00	
Galle	-	-	-	-	-	-	-	-	-	-	
Tissamaharama	160.00 - 180.00	200.00 - 220.00	420.00 - 440.00	160.00 - 180.00	110.00 - 130.00	420.00 - 440.00	180.00 - 200.00	-	260.00 - 280.00	160.00 - 180.00	
Meegoda (DEC)	240.00 - 300.00	280.00 - 360.00	480.00 - 560.00	200.00 - 240.00	160.00 - 200.00	400.00 - 480.00	280.00 - 320.00	-	300.00 - 360.00	240.00 - 300.00	
Embilipitiya	140.00 - 160.00	200.00 - 240.00	400.00 - 520.00	140.00 - 160.00	60.00 - 100.00	480.00 - 520.00	200.00 - 240.00	-	280.00 - 320.00	160.00 - 200.00	
Jaffna	250.00 - 260.00	280.00 - 300.00	370.00 - 400.00	100.00 - 120.00	100.00 - 120.00	450.00 - 460.00	190.00 - 220.00	-	-	350.00 - 400.00	
Vavuniya	300.00 - 340.00	250.00 - 300.00	400.00 - 500.00	100.00 - 140.00	100.00 - 140.00	500.00 - 600.00	200.00 - 250.00	-	200.00 - 250.00	300.00 - 350.00	
Mannar	300.00 - 350.00	350.00 - 400.00	600.00 - 650.00	160.00 - 180.00	200.00 - 220.00	380.00 - 400.00	330.00 - 350.00	-	-	350.00 - 400.00	
Killinochchi	250.00 - 280.00	280.00 - 320.00	680.00 - 720.00	140.00 - 160.00	80.00 - 100.00	560.00 - 600.00	230.00 - 250.00	-	-	340.00 - 360.00	
Mullaittivu	300.00 - 350.00	380.00 - 420.00	600.00 - 650.00	180.00 - 200.00	160.00 - 180.00	450.00 - 500.00	240.00 - 280.00	-	-	400.00 - 460.00	
Batticaloa	250.00 - 280.00	350.00 - 350.00	400.00 - 400.00	150.00 - 150.00	200.00 - 200.00	450.00 - 450.00	250.00 - 250.00	-	300.00 - 300.00	400.00 - 400.00	
Trincomalee	360.00 - 400.00	420.00 - 450.00	650.00 - 700.00	180.00 - 200.00	220.00 - 240.00	640.00 - 650.00	280.00 - 300.00	-	-	360.00 - 400.00	
Hanguranketha	200.00 220.00	250.00 280.00	350.00 380.00	130.00 150.00	100.00 110.00	350.00 380.00	200.00 220.00	-	240.00 280.00	220.00 250.00	
Veyangoda	240.00 - 280.00	240.00 - 320.00	500.00 - 600.00	180.00 - 220.00	160.00 - 200.00	480.00 - 520.00	240.00 - 280.00	-	240.00 - 320.00	200.00 - 240.00	
Galenbindunuwewa	200.00 - 250.00	240.00 - 320.00	480.00 - 580.00	180.00 - 240.00	120.00 - 160.00	480.00 - 580.00	200.00 - 250.00	-	240.00 - 300.00	180.00 - 250.00	
Bandarawela	180.00 - 200.00	220.00 - 260.00	520.00 - 600.00	160.00 - 200.00	100.00 - 130.00	400.00 - 440.00	220.00 - 260.00	-	260.00 - 300.00	200.00 - 240.00	
Matale	280.00 - 320.00	240.00 - 320.00	600.00 - 800.00	200.00 - 240.00	120.00 - 160.00	600.00 - 640.00	240.00 - 320.00	-	240.00 - 320.00	240.00 - 320.00	

Table 07 (Contd.)

LOCATIONS	Low Country Varieties					Leafy Vegetable			Coconut (Rs/nut)	
	Ash Plantain	Green Chillies	Lime	Sweet Potato	Manioc	Mukunuwenna	Kankun	Gotukola	Large	Small
Colombo	200.00 - 360.00	300.00 - 700.00	150.00 - 450.00	170.00 - 400.00	150.00 - 260.00	60.00 - 100.00	60.00 - 100.00	180.00 - 350.00	180.00 - 200.00	150.00 - 170.00
Gampaha	300.00 - 380.00	560.00 - 700.00	250.00 - 320.00	280.00 - 320.00	180.00 - 200.00	65.00 - 70.00	65.00 - 70.00	50.00 - 60.00	160.00 - 170.00	100.00 - 140.00
Kurunegala	240.00 - 280.00	450.00 - 550.00	150.00 - 220.00	180.00 - 240.00	150.00 - 170.00	60.00 - 70.00	60.00 - 70.00	50.00 - 60.00	155.00 - 170.00	100.00 - 120.00
Nikaweratiya	280.00 - 320.00	500.00 - 600.00	70.00 - 120.00	200.00 - 320.00	160.00 - 200.00	50.00 - 60.00	50.00 - 60.00	30.00 - 40.00	130.00 - 150.00	100.00 - 120.00
Dambulla	280.00 - 300.00	500.00 - 600.00	200.00 - 250.00	260.00 - 280.00	200.00 - 240.00	60.00 - 80.00	60.00 - 80.00	50.00 - 80.00	140.00 - 150.00	100.00 - 110.00
Anuradhapura	240.00 - 280.00	500.00 - 600.00	200.00 - 300.00	240.00 - 320.00	180.00 - 240.00	50.00 - 60.00	50.00 - 60.00	50.00 - 60.00	150.00 - 160.00	100.00 - 130.00
Thambuththegama	200.00 - 250.00	400.00 - 500.00	120.00 - 180.00	200.00 - 250.00	160.00 - 200.00	-	-	-	110.00 - 125.00	90.00 - 100.00
Polonnaruwa	280.00 - 320.00	500.00 - 500.00	200.00 - 300.00	200.00 - 240.00	220.00 - 240.00	50.00 - 50.00	50.00 - 50.00	50.00 - 50.00	150.00 - 160.00	100.00 - 130.00
Kaluthara	200.00 - 300.00	400.00 - 600.00	200.00 - 300.00	300.00 - 320.00	160.00 - 200.00	70.00 - 80.00	80.00 - 100.00	100.00 - 100.00	180.00 - 190.00	140.00 - 150.00
Badulla	-	-	-	-	-	-	-	-	-	-
Keppetipola	180.00 - 220.00	380.00 - 420.00	200.00 - 220.00	180.00 - 190.00	140.00 - 150.00	60.00 - 70.00	60.00 - 70.00	80.00 - 100.00	150.00 - 160.00	130.00 - 140.00
Moneragala	160.00 - 200.00	500.00 - 600.00	120.00 - 160.00	260.00 - 320.00	120.00 - 140.00	50.00 - 60.00	50.00 - 60.00	60.00 - 80.00	140.00 - 160.00	100.00 - 120.00
Kegalle	240.00 - 280.00	550.00 - 600.00	460.00 - 500.00	180.00 - 220.00	180.00 - 200.00	80.00 - 90.00	80.00 - 90.00	50.00 - 60.00	200.00 - 210.00	160.00 - 180.00
Ampara	180.00 - 300.00	400.00 - 500.00	150.00 - 250.00	280.00 - 320.00	140.00 - 150.00	60.00 - 70.00	60.00 - 70.00	-	160.00 - 170.00	120.00 - 130.00
Dehiattakandiya	200.00 - 200.00	600.00 - 600.00	200.00 - 200.00	200.00 - 200.00	-	50.00 - 50.00	50.00 - 50.00	50.00 - 50.00	120.00 - 130.00	100.00 - 110.00
Nuwaraeliya	240.00 - 250.00	400.00 - 450.00	230.00 - 250.00	280.00 - 300.00	220.00 - 240.00	35.00 - 40.00	35.00 - 40.00	45.00 - 50.00	150.00 - 160.00	120.00 - 140.00
Kandy	200.00 - 240.00	500.00 - 600.00	160.00 - 200.00	240.00 - 260.00	150.00 - 180.00	70.00 - 80.00	70.00 - 80.00	60.00 - 60.00	150.00 - 170.00	100.00 - 130.00
Puttalam	200.00 - 240.00	400.00 - 500.00	140.00 - 200.00	300.00 - 350.00	200.00 - 200.00	50.00 - 60.00	50.00 - 60.00	50.00 - 60.00	170.00 - 180.00	150.00 - 160.00
Rathnapura	160.00 - 250.00	600.00 - 660.00	150.00 - 200.00	150.00 - 250.00	120.00 - 160.00	80.00 - 80.00	80.00 - 80.00	100.00 - 100.00	170.00 - 200.00	130.00 - 160.00
Hambanthota	-	-	-	-	-	-	-	-	-	-
Matara	180.00 - 240.00	400.00 - 500.00	200.00 - 250.00	280.00 - 320.00	150.00 - 160.00	50.00 - 60.00	50.00 - 60.00	90.00 - 100.00	180.00 - 200.00	140.00 - 160.00
Galle	-	-	-	-	-	-	-	-	-	-
Tissamaharama	180.00 - 200.00	400.00 - 420.00	160.00 - 180.00	220.00 - 240.00	200.00 - 220.00	45.00 - 50.00	45.00 - 50.00	70.00 - 80.00	150.00 - 170.00	110.00 - 130.00
Meegoda (DEC)	280.00 - 320.00	560.00 - 640.00	200.00 - 240.00	240.00 - 300.00	160.00 - 200.00	80.00 - 100.00	80.00 - 80.00	100.00 - 120.00	170.00 - 180.00	150.00 - 160.00
Embilipitiya	150.00 - 180.00	400.00 - 520.00	100.00 - 140.00	150.00 - 200.00	120.00 - 160.00	70.00 - 80.00	60.00 - 80.00	100.00 - 120.00	140.00 - 170.00	100.00 - 130.00
Jaffna	170.00 - 200.00	300.00 - 320.00	100.00 - 160.00	240.00 - 260.00	180.00 - 200.00	90.00 - 100.00	50.00 - 50.00	80.00 - 80.00	160.00 - 180.00	60.00 - 100.00
Vavuniya	200.00 - 250.00	400.00 - 450.00	160.00 - 180.00	200.00 - 240.00	220.00 - 250.00	50.00 - 60.00	50.00 - 60.00	70.00 - 80.00	140.00 - 160.00	80.00 - 100.00
Mannar	200.00 - 200.00	500.00 - 500.00	300.00 - 350.00	250.00 - 300.00	180.00 - 200.00	60.00 - 65.00	50.00 - 60.00	80.00 - 90.00	135.00 - 140.00	90.00 - 95.00
Killinochchi	180.00 - 200.00	400.00 - 440.00	100.00 - 120.00	230.00 - 250.00	150.00 - 170.00	50.00 - 60.00	50.00 - 60.00	50.00 - 60.00	150.00 - 170.00	100.00 - 120.00
Mullaittivu	180.00 - 200.00	300.00 - 350.00	140.00 - 160.00	270.00 - 300.00	180.00 - 200.00	80.00 - 90.00	70.00 - 80.00	50.00 - 60.00	135.00 - 145.00	85.00 - 95.00
Batticaloa	230.00 - 240.00	400.00 - 400.00	100.00 - 120.00	250.00 - 250.00	150.00 - 160.00	100.00 - 100.00	100.00 - 100.00	100.00 - 100.00	160.00 - 170.00	60.00 - 65.00
Trincomalee	220.00 250.00	400.00 450.00	180.00 200.00	240.00 250.00	200.00 220.00	75.00 80.00	70.00 75.00	50.00 55.00	150.00 160.00	90.00 100.00
Hanguranketha	240.00 - 280.00	400.00 - 500.00	220.00 - 250.00	220.00 - 250.00	-	40.00 - 50.00	45.00 - 50.00	50.00 - 50.00	145.00 - 150.00	-
Veyangoda	280.00 - 320.00	400.00 - 480.00	220.00 - 280.00	200.00 - 240.00	180.00 - 240.00	65.00 - 70.00	65.00 - 70.00	90.00 - 100.00	160.00 - 180.00	130.00 - 150.00
Galenbindunuwewa	220.00 - 240.00	440.00 - 520.00	220.00 - 250.00	160.00 - 200.00	160.00 - 200.00	50.00 - 60.00	50.00 - 60.00	60.00 - 60.00	130.00 - 140.00	110.00 - 125.00
Bandarawela	220.00 - 240.00	400.00 - 450.00	180.00 - 200.00	200.00 - 220.00	160.00 - 180.00	70.00 - 80.00	70.00 - 80.00	80.00 - 100.00	150.00 - 160.00	100.00 - 130.00
Matale	300.00 - 320.00	560.00 - 600.00	200.00 - 240.00	280.00 - 320.00	180.00 - 200.00	80.00 - 90.00	70.00 - 80.00	70.00 - 80.00	160.00 - 170.00	110.00 - 130.00

Table 08: Selected Markets: Retail Price of Fruits (Rs/each & Rs/kg)

Week 09: 27 Feb - 05 Mar 2026

18

LOCATIONS	Banana					Pineapple			Mango	
	Ambul (Rs/kg)	Kolikuttu (Rs/kg)	Seeni (Rs/kg)	Anamalu	Ambun	Large	Medium	Small	Betti	Karthakolomban
Colombo	150.00 - 280.00	320.00 - 400.00	150.00 - 240.00	40.00 - 60.00	60.00 - 80.00	480.00 - 550.00	400.00 - 450.00	300.00 - 370.00	-	400.00 - 400.00
Gampaha	180.00 - 200.00	300.00 - 360.00	180.00 - 200.00	-	-	380.00 - 450.00	300.00 - 340.00	-	-	-
Kurunegala	200.00 - 220.00	350.00 - 360.00	200.00 - 220.00	-	72.00 - 76.00	450.00 - 470.00	-	-	-	-
Nikaweratiya	180.00 - 230.00	380.00 - 450.00	160.00 - 220.00	-	80.00 - 90.00	400.00 - 550.00	-	-	-	-
Dambulla	160.00 - 180.00	360.00 - 380.00	160.00 - 180.00	-	75.00 - 76.00	650.00 - 700.00	550.00 - 580.00	280.00 - 300.00	100.00 - 130.00	200.00 - 250.00
Anuradhapura	200.00 - 240.00	350.00 - 400.00	180.00 - 200.00	30.00 - 38.00	47.00 - 50.00	670.00 - 720.00	520.00 - 580.00	380.00 - 450.00	-	-
Thambuththegama	150.00 - 180.00	360.00 - 450.00	150.00 - 200.00	-	66.00 - 75.00	480.00 - 550.00	400.00 - 450.00	-	-	-
Polonnaruwa	250.00 - 250.00	400.00 - 450.00	200.00 - 200.00	50.00 - 57.00	80.00 - 90.00	550.00 - 600.00	450.00 - 450.00	350.00 - 400.00	-	-
Kaluthara	160.00 - 220.00	300.00 - 380.00	150.00 - 180.00	38.00 - 40.00	46.00 - 50.00	598.00 - 650.00	460.00 - 500.00	368.00 - 400.00	-	-
Badulla	-	-	-	-	-	-	-	-	-	-
Keppetipola	170.00 - 180.00	300.00 - 330.00	160.00 - 170.00	41.00 - 43.00	60.00 - 65.00	550.00 - 600.00	400.00 - 450.00	250.00 - 300.00	-	-
Moneragala	130.00 - 150.00	320.00 - 350.00	100.00 - 120.00	23.00 - 25.00	30.00 - 33.00	720.00 - 810.00	600.00 - 670.00	520.00 - 580.00	-	-
Kegalle	180.00 - 220.00	320.00 - 350.00	200.00 - 220.00	50.00 - 52.00	70.00 - 72.00	550.00 - 600.00	400.00 - 450.00	150.00 - 160.00	-	-
Ampara	160.00 - 170.00	320.00 - 350.00	130.00 - 140.00	37.00 - 37.00	50.00 - 50.00	500.00 - 530.00	-	-	-	-
Dehiattakandiya	160.00 - 230.00	420.00 - 450.00	160.00 - 200.00	-	45.00 - 56.00	-	350.00 - 350.00	-	-	-
Nuwaraeliya	180.00 - 190.00	330.00 - 350.00	170.00 - 180.00	43.00 - 45.00	62.00 - 65.00	620.00 - 650.00	420.00 - 440.00	300.00 - 320.00	-	-
Kandy	200.00 - 220.00	350.00 - 380.00	180.00 - 200.00	35.00 - 38.00	60.00 - 65.00	600.00 - 650.00	400.00 - 450.00	250.00 - 300.00	-	-
Puttalam	140.00 - 180.00	320.00 - 400.00	120.00 - 180.00	24.00 - 28.00	-	450.00 - 520.00	280.00 - 350.00	180.00 - 220.00	-	-
Rathnapura	120.00 - 150.00	350.00 - 450.00	100.00 - 140.00	37.00 - 43.00	61.00 - 66.00	560.00 - 670.00	400.00 - 480.00	320.00 - 380.00	-	-
Hambantota	-	-	-	-	-	-	-	-	-	-
Matara	180.00 - 200.00	320.00 - 340.00	150.00 - 180.00	25.00 - 26.00	37.00 - 39.00	700.00 - 800.00	600.00 - 680.00	400.00 - 450.00	-	-
Galle	-	-	-	-	-	-	-	-	-	-
Tissamaharama	170.00 - 180.00	300.00 - 340.00	150.00 - 160.00	-	-	550.00 - 580.00	430.00 - 450.00	340.00 - 360.00	-	-
Meegoda (DEC)	170.00 - 200.00	280.00 - 300.00	180.00 - 200.00	47.00 - 60.00	47.00 - 60.00	800.00 - 850.00	620.00 - 650.00	480.00 - 500.00	-	-
Embilipitiya	90.00 - 120.00	240.00 - 300.00	100.00 - 120.00	25.00 - 35.00	35.00 - 45.00	350.00 - 400.00	300.00 - 340.00	200.00 - 280.00	-	-
Jaffna	-	-	-	-	-	420.00 - 440.00	330.00 - 350.00	240.00 - 260.00	-	-
Vavuniya	150.00 - 180.00	300.00 - 340.00	140.00 - 160.00	40.00 - 45.00	34.00 - 38.00	500.00 - 550.00	400.00 - 450.00	300.00 - 350.00	-	-
Mannar	150.00 - 150.00	350.00 - 350.00	180.00 - 200.00	38.00 - 42.00	40.00 - 43.00	500.00 - 600.00	480.00 - 500.00	380.00 - 400.00	-	300.00 - 350.00
Killinochchi	150.00 - 170.00	340.00 - 360.00	140.00 - 160.00	36.00 - 38.00	39.00 - 40.00	400.00 - 440.00	340.00 - 360.00	280.00 - 320.00	-	-
Mullaittivu	150.00 - 180.00	340.00 - 360.00	150.00 - 180.00	28.00 - 32.00	32.00 - 37.00	600.00 - 650.00	450.00 - 460.00	340.00 - 350.00	-	-
Batticaloa	150.00 - 160.00	350.00 - 350.00	150.00 - 150.00	38.00 - 38.00	36.00 - 36.00	400.00 - 400.00	340.00 - 350.00	250.00 - 300.00	-	-
Trincomalee	180.00 - 200.00	420.00 - 440.00	170.00 - 180.00	-	-	660.00 - 700.00	500.00 - 540.00	380.00 - 400.00	-	-
Veyangoda	170.00 - 200.00	300.00 - 320.00	150.00 - 180.00	30.00 - 32.00	50.00 - 54.00	510.00 - 600.00	400.00 - 460.00	300.00 - 350.00	-	-
Galenbindunuwewa	150.00 - 190.00	360.00 - 400.00	140.00 - 170.00	-	-	460.00 - 500.00	400.00 - 440.00	340.00 - 380.00	-	-
Bandarawela	180.00 - 200.00	300.00 - 330.00	160.00 - 180.00	30.00 - 32.00	46.00 - 50.00	520.00 - 550.00	450.00 - 500.00	340.00 - 400.00	-	-
Matale	200.00 - 240.00	380.00 - 460.00	180.00 - 240.00	35.00 - 40.00	55.00 - 65.00	480.00 - 560.00	360.00 - 440.00	250.00 - 280.00	-	-

Table 08 (Contd.)

LOCATIONS	Mango		Other Fruits							
	Vilad	Kohu	Papaw (Rs/kg)	Passion	Wood Apple	Orange	Avocado	Slime Apple	Grapes (Rs/kg)	King Coconut
Colombo	-	-	400.00 - 500.00	100.00 - 160.00	70.00 - 140.00	45.00 - 120.00	400.00 - 500.00	50.00 - 120.00	2000.00 - 2800.00	180.00 - 250.00
Gampaha	-	-	350.00 - 380.00	-	100.00 - 120.00	-	-	70.00 - 84.00	2300.00 - 2300.00	135.00 - 150.00
Kurunegala	-	-	350.00 - 360.00	-	120.00 - 140.00	80.00 - 80.00	-	67.00 - 67.00	2500.00 - 2500.00	150.00 - 170.00
Nikaweratiya	-	-	300.00 - 400.00	-	-	90.00 - 130.00	600.00 - 650.00	-	2300.00 - 2500.00	140.00 - 180.00
Dambulla	150.00 - 180.00	60.00 - 80.00	320.00 - 360.00	70.00 - 80.00	70.00 - 80.00	80.00 - 100.00	250.00 - 350.00	80.00 - 100.00	2800.00 - 3000.00	180.00 - 200.00
Anuradhapura	-	-	340.00 - 380.00	-	70.00 - 100.00	100.00 - 120.00	-	80.00 - 100.00	2500.00 - 2600.00	180.00 - 200.00
Thambuththegama	-	-	280.00 - 350.00	-	-	-	-	-	-	160.00 - 200.00
Polonnaruwa	-	-	400.00 - 450.00	80.00 - 80.00	80.00 - 100.00	50.00 - 50.00	-	-	3000.00 - 3000.00	180.00 - 180.00
Kaluthara	-	-	350.00 - 440.00	-	84.00 - 100.00	-	300.00 - 330.00	80.00 - 100.00	2500.00 - 2800.00	170.00 - 200.00
Badulla	-	-	-	-	-	-	-	-	-	-
Keppetipola	-	-	370.00 - 380.00	-	64.00 - 66.00	60.00 - 65.00	-	-	2300.00 - 2500.00	180.00 - 200.00
Moneragala	-	-	300.00 - 350.00	-	60.00 - 80.00	50.00 - 60.00	-	60.00 - 70.00	2500.00 - 2700.00	150.00 - 160.00
Kegalle	-	-	440.00 - 480.00	-	120.00 - 130.00	-	-	65.00 - 72.00	2400.00 - 2500.00	150.00 - 170.00
Ampara	-	-	350.00 - 380.00	43.00 - 45.00	41.00 - 50.00	66.00 - 75.00	-	-	2400.00 - 2600.00	170.00 - 180.00
Dehiattakandiya	-	-	350.00 - 350.00	-	50.00 - 70.00	50.00 - 100.00	-	-	2800.00 - 3000.00	120.00 - 150.00
Nuwareliya	-	-	450.00 - 460.00	80.00 - 90.00	66.00 - 70.00	64.00 - 70.00	-	-	2300.00 - 2500.00	190.00 - 200.00
Kandy	-	-	370.00 - 380.00	100.00 - 120.00	90.00 - 100.00	50.00 - 60.00	300.00 - 350.00	70.00 - 80.00	2400.00 - 2500.00	160.00 - 180.00
Puttalam	-	-	320.00 - 360.00	55.00 - 60.00	-	30.00 - 40.00	-	-	2400.00 - 3000.00	150.00 - 150.00
Hambantota	-	-	-	-	-	-	-	-	-	-
Rathnapura	-	-	350.00 - 400.00	-	80.00 - 120.00	-	-	100.00 - 120.00	2000.00 - 2400.00	120.00 - 150.00
Matara	-	-	300.00 - 320.00	120.00 - 140.00	80.00 - 90.00	100.00 - 150.00	330.00 - 350.00	65.00 - 70.00	2500.00 - 2600.00	150.00 - 200.00
Galle	-	-	-	-	-	-	-	-	-	-
Tissamaharama	-	-	350.00 - 380.00	-	80.00 - 84.00	-	-	76.00 - 80.00	2600.00 - 2800.00	160.00 - 170.00
Meegoda (DEC)	-	-	300.00 - 340.00	-	90.00 - 90.00	-	-	42.00 - 60.00	2500.00 - 2800.00	140.00 - 160.00
Embilipitiya	-	-	300.00 - 350.00	-	100.00 - 130.00	60.00 - 90.00	-	-	2500.00 - 2620.00	160.00 - 180.00
Jaffna	-	-	290.00 - 300.00	90.00 - 100.00	100.00 - 100.00	50.00 - 60.00	700.00 - 750.00	-	2500.00 - 2700.00	200.00 - 220.00
Vavuniya	-	-	350.00 - 380.00	120.00 - 150.00	65.00 - 70.00	42.00 - 46.00	-	-	2400.00 - 2500.00	160.00 - 200.00
Mannar	-	-	350.00 - 400.00	90.00 - 100.00	68.00 - 70.00	35.00 - 45.00	280.00 - 330.00	-	2500.00 - 2600.00	180.00 - 200.00
Killinochchi	-	-	340.00 - 360.00	-	60.00 - 70.00	40.00 - 50.00	-	-	2800.00 - 2900.00	180.00 - 200.00
Mullaittivu	-	-	300.00 - 340.00	45.00 - 55.00	50.00 - 55.00	-	-	-	2550.00 - 2650.00	170.00 - 190.00
Batticaloa	-	-	300.00 - 300.00	35.00 - 40.00	50.00 - 50.00	45.00 - 50.00	-	-	2000.00 - 2000.00	200.00 - 200.00
Trincomalee	-	-	280.00 - 300.00	55.00 - 60.00	-	-	-	-	2400.00 - 2500.00	180.00 - 190.00
Veyangoda	-	-	300.00 - 320.00	90.00 - 100.00	42.00 - 48.00	-	-	-	1800.00 - 2000.00	130.00 - 150.00
Galenbindunuwewa	-	-	350.00 - 380.00	-	-	-	-	-	2450.00 - 2600.00	160.00 - 180.00
Bandarawela	-	-	380.00 - 400.00	110.00 - 120.00	60.00 - 70.00	50.00 - 60.00	-	60.00 - 65.00	2600.00 - 2800.00	160.00 - 180.00
Matale	-	-	400.00 - 460.00	-	80.00 - 100.00	90.00 - 100.00	-	50.00 - 60.00	2500.00 - 2600.00	150.00 - 160.00

Table 09: Selected Markets: Wholesale Price of Fresh Fish & Eggs (Rs/kg & Rs/egg)

Week 09: 27 Feb - 05 Mar 2026

Locations	Sea Fish					
	Salaya	Hurulla	Balaya	Kelawalla	Thora	Paraw
Colombo	300.00 – 600.00	800.00 – 1000.00	700.00 – 900.00	900.00 – 1200.00	1800.00 – 2800.00	1000.00 – 1200.00
Kandy	450.00 – 500.00	1000.00 – 1100.00	850.00 – 1100.00	1000.00 – 1400.00	2900.00 – 3000.00	1100.00 – 1300.00
Kaluthara	400.00 – 400.00	-	1000.00 – 1050.00	1200.00 – 1300.00	-	1300.00 – 1400.00
Puttalam	300.00 – 400.00	600.00 – 700.00	700.00 – 750.00	900.00 – 950.00	1500.00 – 1500.00	800.00 – 900.00
Matara	350.00 – 400.00	1100.00 – 1150.00	1000.00 – 1100.00	1300.00 – 1400.00	-	-
Hambantota	-	-	-	-	-	-
Galle	-	-	-	-	-	-
Batticaloa	200.00 – 200.00	-	800.00 – 900.00	1000.00 – 1000.00	1200.00 – 1200.00	1000.00 – 1000.00
Trincomalee	-	-	-	-	-	-
Mannar	550.00 – 600.00	-	950.00 – 1000.00	-	-	1200.00 – 1250.00

Locations	Sea Fish				Eggs	
	Mora	Shrimps	Thalapath	Teppeli	Brown	White
Colombo	1200.00 – 1300.00	2200.00 – 2800.00	2000.00 – 2500.00	-	35.00 – 36.00	33.00 – 35.00
Kandy	1400.00 – 1500.00	2400.00 – 2600.00	2300.00 – 2400.00	-	34.00 – 35.00	33.00 – 34.00
Kaluthara	900.00 – 1000.00	-	1700.00 – 1900.00	-	-	-
Puttalam	1200.00 – 1300.00	1200.00 – 1600.00	1600.00 – 1700.00	-	35.00 – 35.00	33.00 – 34.00
Matara	1000.00 – 1100.00	-	1900.00 – 2000.00	-	35.00 – 36.00	33.00 – 34.00
Hambantota	-	-	-	-	-	-
Galle	-	-	-	-	-	-
Batticaloa	700.00 – 700.00	1300.00 – 1400.00	1500.00 – 1600.00	-	35.00 – 35.00	34.00 – 34.00
Trincomalee	-	-	-	-	-	-
Mannar	1550.00 – 1600.00	1350.00 – 1400.00	-	-	34.00 – 35.00	32.00 – 33.00

Table 10: Selected Markets: Wholesale Price of Dried Fish (Rs/50kg)

Week 09: 27 Feb - 05 Mar 2026

Locations	Local Dried Fish					
	Sprats	Kattawa	Thora	Mora	Balaya	Anguluwa
Colombo	60000 – 72500	85000 – 90000	135000 – 145000	117500 – 135000	62500 – 72500	92500 – 110000
Kandy	70000 – 72500	107500 – 110000	-	130000 – 132500	70000 – 75000	-
Batticaloa	50000 – 50000	100000 – 112500	-	-	80000 – 90000	-
Trincomalee	-	-	-	-	-	-
Mannar	-	90500 – 110000	-	120000 – 122500	72500 – 75000	77500 – 80000

Locations	Local Dried Fish			Imported Dried Fish		
	Maduwa	Koduwa	Salaya	Sprats	Kattawa	Thora
Colombo	70000 – 80000	-	30000 – 42500	42500 – 55000	85000 – 95000	135000 – 142500
Kandy	-	-	40000 – 45000	47500 – 50000	87500 – 90000	-
Batticaloa	-	-	35000 – 35000	40000 – 40000	-	-
Trincomalee	-	-	-	-	-	-
Mannar	80000 – 82500	-	-	-	-	-

Locations	Imported Dried Fish					
	Mora	Balaya	Anguluwa	Maduwa	Koduwa	Salaya
Colombo	115000 – 122500	-	85000 – 95000	50000 – 55000	-	-
Kandy	-	-	-	-	-	-
Batticaloa	-	-	-	-	-	-
Trincomalee	-	-	-	-	-	-
Mannar	-	-	-	-	-	-

Table 11: Selected Markets: Retail Price of Fresh Fish & Eggs (Rs/kg & Rs/eggs)

Week 09: 27 Feb - 05 Mar 2026

21

LOCATIONS	Sea Fish									Eggs	
	Salaya	Hurulla	Balaya	Kelawalla	Thora	Paraw	Mora	Thalapath	Brown	White	
Colombo	600.00 - 800.00	1200.00 - 1400.00	1300.00 - 1800.00	1800.00 - 3000.00	3200.00 - 4400.00	1800.00 - 2600.00	2000.00 - 2100.00	2900.00 - 3200.00	36.00 - 38.00	35.00 - 36.00	
Gampaha	600.00 - 680.00	-	-	2000.00 - 2000.00	-	2000.00 - 2000.00	-	2400.00 - 2400.00	38.00 - 40.00	34.00 - 36.00	
Kurunegala	560.00 - 600.00	1100.00 - 1100.00	1000.00 - 1000.00	1900.00 - 1900.00	-	1800.00 - 1800.00	-	2500.00 - 2500.00	35.00 - 37.00	32.00 - 35.00	
Nikaweratiya	700.00 - 800.00	1000.00 - 1100.00	1000.00 - 1100.00	2400.00 - 2500.00	-	1500.00 - 1600.00	-	2600.00 - 2800.00	34.00 - 37.00	34.00 - 37.00	
Dambulla	650.00 - 700.00	1200.00 - 1300.00	1000.00 - 1100.00	2200.00 - 2300.00	2800.00 - 2800.00	1800.00 - 2000.00	2000.00 - 2200.00	2600.00 - 2800.00	37.00 - 38.00	35.00 - 36.00	
Anuradhapura	650.00 - 700.00	-	1100.00 - 1300.00	2300.00 - 2400.00	-	1700.00 - 1800.00	-	2600.00 - 2800.00	36.00 - 37.00	35.00 - 36.00	
Thambuththegama	-	-	-	-	-	-	-	-	35.00 - 37.00	35.00 - 36.00	
Polonnaruwa	600.00 - 600.00	1300.00 - 1300.00	1600.00 - 1600.00	2000.00 - 2200.00	-	1800.00 - 1850.00	1800.00 - 2000.00	2600.00 - 2600.00	36.00 - 36.00	35.00 - 35.00	
Kaluthara	500.00 - 600.00	1200.00 - 1400.00	1500.00 - 1800.00	2300.00 - 2400.00	2800.00 - 2800.00	2300.00 - 2500.00	1800.00 - 2000.00	2400.00 - 2800.00	37.00 - 38.00	35.00 - 38.00	
Badulla	-	-	-	-	-	-	-	-	-	-	
Keppetipola	680.00 - 700.00	-	1400.00 - 1500.00	2000.00 - 2200.00	-	1400.00 - 1500.00	1500.00 - 1600.00	-	40.00 - 42.00	37.00 - 38.00	
Moneragala	650.00 - 700.00	-	1100.00 - 1300.00	2200.00 - 2400.00	3000.00 - 3200.00	-	-	3000.00 - 3200.00	36.00 - 37.00	35.00 - 36.00	
Kegalle	700.00 - 900.00	1300.00 - 1400.00	1200.00 - 1250.00	2400.00 - 2500.00	-	1100.00 - 1150.00	2000.00 - 2000.00	3000.00 - 3000.00	37.00 - 38.00	36.00 - 36.00	
Ampara	700.00 - 800.00	1400.00 - 1500.00	1600.00 - 1800.00	2400.00 - 2500.00	-	1600.00 - 1800.00	-	2800.00 - 3000.00	-	33.00 - 37.00	
Dehiattakandiya	500.00 - 600.00	1100.00 - 1100.00	1400.00 - 1800.00	2400.00 - 2600.00	-	-	1600.00 - 2000.00	2400.00 - 2400.00	35.00 - 35.00	33.00 - 34.00	
Nuwaraeliya	680.00 - 720.00	760.00 - 800.00	1500.00 - 1600.00	2200.00 - 2300.00	-	1500.00 - 1600.00	1600.00 - 1700.00	2300.00 - 2400.00	39.00 - 40.00	37.00 - 38.00	
Kandy	550.00 - 600.00	1300.00 - 1400.00	1300.00 - 1400.00	1900.00 - 2000.00	3400.00 - 3600.00	1700.00 - 1800.00	1600.00 - 1700.00	2700.00 - 2800.00	36.00 - 37.00	35.00 - 36.00	
Puttalam	400.00 - 500.00	750.00 - 800.00	800.00 - 900.00	1400.00 - 1500.00	-	1000.00 - 1400.00	1600.00 - 2000.00	-	36.00 - 37.00	35.00 - 36.00	
Hambantota	-	-	-	-	-	-	-	-	-	-	
Rathnapura	500.00 - 600.00	1000.00 - 1200.00	1200.00 - 1400.00	2000.00 - 2200.00	3500.00 - 4000.00	2300.00 - 2400.00	1600.00 - 1800.00	2400.00 - 2600.00	36.00 - 37.00	34.00 - 35.00	
Matara	500.00 - 600.00	1250.00 - 1400.00	1600.00 - 1700.00	2000.00 - 2200.00	-	2300.00 - 2400.00	1600.00 - 1700.00	2500.00 - 2700.00	37.00 - 38.00	34.00 - 36.00	
Galle	-	-	-	-	-	-	-	-	-	-	
Tissamaharama	600.00 - 600.00	-	1100.00 - 1200.00	-	-	-	-	2500.00 - 2600.00	-	35.00 - 37.00	
Meegoda	560.00 - 700.00	-	-	2600.00 - 2600.00	-	1200.00 - 1700.00	-	-	37.00 - 37.00	35.00 - 36.00	
Embilipitiya	600.00 - 700.00	1350.00 - 1400.00	1250.00 - 1400.00	2100.00 - 2400.00	-	1750.00 - 1800.00	1600.00 - 1700.00	2800.00 - 2850.00	35.00 - 36.00	33.00 - 36.00	
Jaffna	600.00 - 700.00	1250.00 - 1300.00	1200.00 - 1300.00	-	3400.00 - 3500.00	1400.00 - 1600.00	2200.00 - 2500.00	-	35.00 - 35.00	33.00 - 33.00	
Vavuniya	600.00 - 700.00	1200.00 - 1300.00	1200.00 - 1300.00	2400.00 - 2500.00	-	1600.00 - 1700.00	2200.00 - 2300.00	2400.00 - 2500.00	35.00 - 37.00	34.00 - 36.00	
Mannar	550.00 - 600.00	-	1150.00 - 1200.00	-	-	1850.00 - 1950.00	-	-	37.00 - 38.00	35.00 - 36.00	
Killinochchi	450.00 - 500.00	850.00 - 900.00	1000.00 - 1200.00	-	-	1500.00 - 1600.00	2300.00 - 2400.00	-	37.00 - 38.00	35.00 - 36.00	
Mullaittivu	500.00 - 600.00	900.00 - 1000.00	1250.00 - 1300.00	1900.00 - 2000.00	-	1650.00 - 1750.00	2200.00 - 2300.00	-	37.00 - 38.00	34.00 - 36.00	
Batticaloa	600.00 - 600.00	-	1800.00 - 1800.00	2000.00 - 2200.00	-	2000.00 - 2000.00	-	-	36.00 - 36.00	34.00 - 34.00	
Trincomalee	550.00 - 600.00	1150.00 - 1200.00	1350.00 - 1400.00	2300.00 - 2350.00	2450.00 - 2500.00	1750.00 - 1800.00	2150.00 - 2200.00	-	37.00 - 38.00	35.00 - 36.00	
Veyangoda	500.00 - 600.00	-	-	2400.00 - 2600.00	-	2000.00 - 2000.00	-	2400.00 - 2400.00	35.00 - 38.00	34.00 - 36.00	
Galenbindunuwewa	600.00 - 700.00	-	900.00 - 1000.00	2600.00 - 2700.00	-	1400.00 - 2600.00	2100.00 - 2200.00	2900.00 - 3000.00	36.00 - 38.00	35.00 - 38.00	
Bandarawela	-	-	1700.00 - 1800.00	2500.00 - 2600.00	-	2000.00 - 2000.00	1600.00 - 1650.00	2700.00 - 2800.00	37.00 - 38.00	36.00 - 37.00	
Matale	700.00 - 800.00	1300.00 - 1400.00	1100.00 - 1200.00	2500.00 - 2600.00	2800.00 - 3000.00	1700.00 - 1800.00	1700.00 - 1800.00	2700.00 - 2800.00	38.00 - 39.00	36.00 - 37.00	

Table 12: Selected Markets: Retail Price of Dried Fish (Rs/kg)

Week 09: 27 Feb - 05 Mar 2026

LOCATIONS	Dried Fish													
	Sprats-Imported		Kattawa		Thora		Mora		Balaya		Anguluwa		Salaya	
Colombo	1200.00	1500.00	2200.00	3200.00	3200.00	3500.00	2800.00	3200.00	1400.00	2400.00	2200.00	2600.00	850.00	1200.00
Gampaha	1300.00	1500.00	2800.00	2800.00	-	-	2700.00	2800.00	1700.00	1800.00	2400.00	2400.00	-	-
Kurunegala	1200.00	1300.00	-	-	-	-	2700.00	2800.00	1500.00	1700.00	1900.00	2200.00	900.00	1000.00
Nikaweratiya	-	-	2400.00	2500.00	-	-	2600.00	2700.00	1200.00	1300.00	2400.00	2500.00	1000.00	1200.00
Dambulla	1100.00	1200.00	2300.00	2400.00	-	-	2800.00	2900.00	1500.00	1600.00	2200.00	2300.00	-	-
Anuradhapura	1200.00	1400.00	2400.00	2600.00	-	-	2800.00	3000.00	1800.00	2000.00	2400.00	2800.00	800.00	1000.00
Thambuththegama	1200.00	1350.00	2200.00	2400.00	-	-	3200.00	3300.00	1400.00	1800.00	1600.00	2400.00	900.00	1000.00
Polonnaruwa	1200.00	1300.00	2200.00	2200.00	-	-	2800.00	3000.00	1400.00	1600.00	2000.00	2400.00	-	-
Kaluthara	1000.00	1320.00	2100.00	2600.00	-	-	2600.00	3000.00	1400.00	1700.00	2100.00	2600.00	1000.00	1000.00
Badulla	-	-	-	-	-	-	-	-	-	-	-	-	-	-
Keppetipola	1200.00	1300.00	2400.00	2400.00	3200.00	3300.00	2800.00	3000.00	1600.00	1700.00	1600.00	1700.00	1200.00	1250.00
Moneragala	1200.00	1400.00	2200.00	2400.00	-	-	2600.00	3000.00	1800.00	2000.00	2400.00	2600.00	800.00	1000.00
Kegalle	1100.00	1200.00	2600.00	2600.00	3600.00	3600.00	2800.00	3000.00	1700.00	1800.00	-	-	-	-
Ampara	-	-	2400.00	2600.00	-	-	2400.00	2600.00	1800.00	2000.00	1300.00	1400.00	-	-
Dehiattakandiya	1200.00	1400.00	2200.00	2200.00	-	-	2400.00	3000.00	1800.00	2400.00	1400.00	1600.00	-	-
Nuwaraeliya	1240.00	1300.00	2450.00	2500.00	3350.00	3400.00	2800.00	2900.00	1650.00	1750.00	1650.00	1700.00	1250.00	1300.00
Kandy	1200.00	1400.00	2600.00	2700.00	3400.00	3500.00	3000.00	3100.00	1900.00	2000.00	2300.00	2400.00	1100.00	1200.00
Puttalam	1100.00	1200.00	2000.00	2200.00	2800.00	3000.00	2800.00	3200.00	1500.00	1800.00	1000.00	1200.00	800.00	1000.00
Hambantota	-	-	-	-	-	-	-	-	-	-	-	-	-	-
Rathnapura	1040.00	1200.00	2200.00	2400.00	-	-	2840.00	2980.00	1740.00	1960.00	2350.00	2400.00	1000.00	1160.00
Matara	1250.00	1400.00	2200.00	2250.00	-	-	-	-	1600.00	2000.00	2200.00	2250.00	-	-
Galle	-	-	-	-	-	-	-	-	-	-	-	-	-	-
Tissamaharama	1100.00	1300.00	-	-	-	-	2500.00	2600.00	1750.00	1800.00	2400.00	2500.00	-	-
Meegoda	1120.00	1280.00	2000.00	2200.00	-	-	2800.00	3000.00	1800.00	2000.00	2000.00	2400.00	800.00	1120.00
Embilipitiya	1200.00	1400.00	2600.00	2800.00	-	-	2800.00	3000.00	2000.00	2200.00	2600.00	2800.00	1050.00	1200.00
Jaffna	1300.00	1400.00	2000.00	2200.00	-	-	2300.00	2400.00	1400.00	1400.00	1000.00	1200.00	800.00	1200.00
Vavuniya	-	-	2100.00	2200.00	-	-	2200.00	2300.00	1400.00	1500.00	1100.00	1250.00	-	-
Mannar	-	-	2800.00	2800.00	-	-	2800.00	3000.00	1800.00	2000.00	1950.00	1950.00	-	-
Killinochchi	1200.00	1300.00	2350.00	2450.00	-	-	2400.00	2500.00	1200.00	1300.00	1100.00	1200.00	800.00	900.00
Mullaittivu	1500.00	1600.00	2400.00	2500.00	-	-	2400.00	2500.00	1450.00	1550.00	900.00	1000.00	800.00	900.00
Batticaloa	1200.00	1250.00	2500.00	2800.00	-	-	-	-	2000.00	2000.00	-	-	-	-
Trincomalee	1250.00	1300.00	2300.00	2350.00	-	-	-	-	1350.00	1400.00	1250.00	1300.00	-	-
Veyangoda	1120.00	1400.00	2000.00	2200.00	-	-	2800.00	3000.00	1800.00	1800.00	2000.00	2200.00	800.00	1000.00
Galenbindunuwewa	1200.00	1600.00	2600.00	2800.00	3400.00	3500.00	2800.00	3100.00	1900.00	2100.00	2400.00	2600.00	950.00	1200.00
Bandarawela	1200.00	1300.00	2000.00	2200.00	-	-	2800.00	3000.00	1800.00	1900.00	2000.00	2200.00	1000.00	1100.00
Matale	1200.00	1300.00	2600.00	2800.00	-	-	2800.00	3000.00	1500.00	1600.00	1800.00	2000.00	800.00	900.00

Table 13: Selected Markets: Retail Price of Meat (Rs/kg)

Week 09: 27 Feb - 05 Mar 2026

LOCATIONS	Meat		Meat (Chicken)		Meat					
	Beef		Broiler	Curry	Mutton	Pork				
Colombo	2800.00	- 3000.00	1300.00	- 1420.00	1300.00	- 1300.00	4000.00	- 4500.00	2700.00	- 2800.00
Gampaha		-	1300.00	- 1300.00	1400.00	- 1400.00	4000.00	- 4000.00	2600.00	- 2600.00
Kurunegala	2600.00	- 2600.00	1300.00	- 1350.00	1350.00	- 1350.00		-	2500.00	- 2500.00
Nikaweratiya	2500.00	- 2600.00	1250.00	- 1400.00		-		-		-
Dambulla		-	1350.00	- 1380.00	1350.00	- 1400.00		-	2600.00	- 2700.00
Anuradhapura	2500.00	- 2600.00	1200.00	- 1350.00	1400.00	- 1450.00		-	2600.00	- 2800.00
Thambuththegama		-	1100.00	- 1200.00		-		-	2400.00	- 2800.00
Polonnaruwa	2400.00	- 2400.00	1450.00	- 1450.00	1550.00	- 1550.00	4000.00	- 4000.00		-
Kaluthara	2800.00	- 3000.00	1300.00	- 1400.00	1200.00	- 1250.00		-	2600.00	- 2600.00
Badulla		-		-		-		-		-
Keppetipola	2400.00	- 2400.00	1280.00	- 1300.00	1350.00	- 1400.00		-		-
Moneragala	2600.00	- 2600.00	1320.00	- 1450.00	1550.00	- 1600.00		-	3000.00	- 3200.00
Kegalle	2600.00	- 2600.00	1250.00	- 1260.00	1130.00	- 1150.00	3600.00	- 3600.00	2500.00	- 2600.00
Ampara	2400.00	- 2500.00	1250.00	- 1400.00		-		-	2800.00	- 3600.00
Dehiattakandiya		-	1350.00	- 1350.00		-		-	2550.00	- 2700.00
Nuwaraeliya	2300.00	- 2400.00	1300.00	- 1320.00	1400.00	- 1420.00	3800.00	- 4000.00	2750.00	- 2800.00
Kandy	2500.00	- 2500.00	1250.00	- 1270.00	1280.00	- 1300.00	3600.00	- 3700.00	2700.00	- 2800.00
Puttalam	2450.00	- 2500.00	1350.00	- 1400.00	1500.00	- 1600.00	4500.00	- 4500.00		-
Hambantota		-		-		-		-		-
Rathnapura	2600.00	- 2600.00	1370.00	- 1400.00	1300.00	- 1350.00	3700.00	- 3700.00	2700.00	- 2700.00
Matara		-	1400.00	- 1450.00	1180.00	- 1200.00		-		-
Galle		-		-		-		-		-
Tissamaharama		-	1250.00	- 1350.00		-		-		-
Meegoda		-	1380.00	- 1400.00	1350.00	- 1380.00		-	2900.00	- 3000.00
Embilipitiya	2450.00	- 2500.00	1180.00	- 1250.00	1150.00	- 1220.00	3850.00	- 3900.00	2600.00	- 2800.00
Jaffna	2300.00	- 2400.00	1300.00	- 1400.00	1500.00	- 1700.00	3600.00	- 3700.00		-
Vavuniya	2000.00	- 2200.00	1350.00	- 1450.00	1650.00	- 1700.00		-		-
Mannar	2200.00	- 2200.00	1400.00	- 1450.00	1600.00	- 1600.00		-		-
Killinochchi	2400.00	- 2500.00	1300.00	- 1400.00	1600.00	- 1700.00	3900.00	- 4000.00		-
Mullaittivu	2200.00	- 2200.00	1400.00	- 1450.00	1600.00	- 1650.00		-		-
Batticaloa	2200.00	- 2200.00	1450.00	- 1450.00	1600.00	- 1600.00	3900.00	- 4000.00		-
Trincomalee	2300.00	- 2400.00	1350.00	- 1400.00	1600.00	- 1650.00	3400.00	- 3500.00		-
Veyangoda	2600.00	- 2600.00	1280.00	- 1400.00		-		-	2600.00	- 2600.00
Galenbindunuwewa	2500.00	- 2500.00	1300.00	- 1300.00	1400.00	- 1400.00	3600.00	- 3600.00		-
Bandarawela	2400.00	- 2500.00	1300.00	- 1350.00		-	3700.00	- 3800.00		-
Matale	2500.00	- 2600.00	1300.00	- 1350.00		-	3500.00	- 3600.00	2600.00	- 2700.00

Table 14: Colombo: Wholesale Prices (Rs/kg or Rs/piece)

Week 09: 27 Feb - 05 Mar 2026

COMMODITY	Range	Average Price			Change Compared to		COMMODITY	Range	Average Price			Change Compared to	
		This Week	Last Week	Last Year	Last Week (%)	Last Year (%)			This Week	Last Week	Last Year	Last Week (%)	Last Year (%)
Rice							Coconut						
Local							Large	160.00 - 170.00	165.00	164.29	198.57	0.43	-16.91
Samba 1	240.00 - 245.00	241.50	241.67	237.86	-0.07	1.53	Small	140.00 - 150.00	145.00	144.29	173.33	0.50	-16.35
Samba 2	235.00 - 238.00	236.50	236.20	231.50	0.13	2.16							
Keeri Samba	300.00 - 320.00	310.00	312.00	265.00	-0.64	16.98	Fruits (Rs/fruit)						
Nadu 1	200.00 - 205.00	202.50	202.50	226.86	0.00	-10.74	Plantain						
Nadu 2	190.00 - 195.00	192.50	192.14	221.00	0.19	-12.90	Ambul (Rs/kg)	100.00 - 150.00	121.67	128.33	104.00	-5.19	16.99
Raw (Red)	180.00 - 200.00	190.56	190.00	218.33	0.29	-12.72	Kolikuttu (Rs/kg)	280.00 - 330.00	294.17	301.82	206.00	-2.54	42.80
Raw (White)	180.00 - 200.00	186.67	190.56	222.00	-2.04	-15.92	Seeni (Rs/kg)	100.00 - 150.00	123.33	127.50	116.00	-3.27	6.32
Imported							Anamalu	33.00 - 45.00	37.50	38.82	29.10	-3.40	28.87
Samba	-			226.67			Ambun	46.00 - 60.00	52.83	54.55	40.50	-3.14	30.45
Nadu	-						Papaw(Rs/kg)	300.00 - 400.00	344.55	382.00	331.25	-9.80	4.01
Raw (Red)	-						Passion Fruit	70.00 - 100.00	82.78	110.00	107.50	-24.75	-23.00
Raw (White)	-						Pineapple Large	390.00 - 440.00	412.50	415.00	448.57	-0.60	-8.04
Dried Chillies							Pineapple Medium	300.00 - 340.00	317.50	320.00	347.14	-0.78	-8.54
Imported	840.00 - 950.00	890.00	905.00	588.33	-1.66	51.27	Pineapple Small	240.00 - 270.00	255.00	255.00	274.29	0.00	-7.03
Onion							Mango						
Sinnan	160.00 - 170.00	165.00		168.33		-1.98	Betti	-					
Vedalan	-						Karthakolomban	335.00 - 335.00	335.00	348.00	267.22	-3.74	25.36
Imported	200.00 - 230.00	213.75	186.67	221.67	14.51	-3.57	Vilad	-					
Big Onion							Kohu	-					
Imported	110.00 - 150.00	131.50	133.50	112.50	-1.50	16.89	Other						
Local	-						Wood Apple	60.00 - 70.00	65.00	62.00	131.00	4.84	-50.38
Potato							Orange	35.00 - 42.00	36.56	37.60	43.75	-2.78	-16.44
Welimada	230.00 - 260.00	247.50	290.00		-14.66		Avocado	235.00 - 335.00	291.25	302.50	225.00	-3.72	29.44
N'Eliya	280.00 - 300.00	290.00	321.00	371.00	-9.66	-21.83	Slime Apple	30.00 - 50.00	38.75	47.78	18.33	-18.90	111.36
Imported	130.00 - 200.00	171.11	167.14	160.00	2.37	6.94	Grapes (Imp., Rs/kg)	1700.00 - 2100.00	1920.00	1950.00	1766.67	-1.54	8.68
Pulses							King Coconut	150.00 - 200.00	174.29	190.00	215.00	-8.27	-18.94
Green Gram	650.00 - 710.00	690.00	654.17	611.67	5.48	12.81	Sea Fish						
Cowpea (White)	700.00 - 800.00	750.00	750.00	660.00	0.00	13.64	Salaya	300.00 - 600.00	450.00	533.33	378.33	-15.63	18.94
Cowpea (Red)	700.00 - 800.00	750.00	775.00	541.67	-3.23	38.46	Hurulla	800.00 - 1000.00	866.67	1033.33	800.00	-16.13	8.33
Red Dhal	245.00 - 255.00	249.44	248.75	262.86	0.28	-5.10	Balaya	700.00 - 900.00	791.67	875.00	675.83	-9.52	17.14
Vegetable							Kelawalla	900.00 - 1200.00	1000.00	1156.25	1058.33	-13.51	-5.51
Beans (Butter)	-						Thora	1800.00 - 2800.00	2257.14	2966.67	1726.92	-23.92	30.70
Beans(Green)	250.00 - 350.00	300.00	400.00	189.00	-25.00	58.73	Paraw	1000.00 - 1200.00	1071.43	1266.67	1198.33	-15.41	-10.59
Carrot	200.00 - 230.00	216.00	208.33	668.18	3.68	-67.67	Mora	1200.00 - 1300.00	1257.14	1350.00	1130.00	-6.88	11.25
Leeks	160.00 - 200.00	182.00	187.27	224.00	-2.82	-18.75	Shrimps	2200.00 - 2800.00	2583.33	2242.86	1800.00	15.18	43.52
Beetroot	60.00 - 150.00	94.17	170.00	211.67	-44.61	-55.51	Thalapath	2000.00 - 2500.00	2185.71	2185.71	1577.27	0.00	38.58
Knolkhol	100.00 - 130.00	113.00	119.00	170.00	-5.04	-33.53	Eggs						
Raddish	40.00 - 80.00	57.00	46.00	84.00	23.91	-32.14	Brown	35.00 - 36.00	35.38	35.50	30.38	-0.35	16.46
Cabbage	80.00 - 140.00	109.17	93.08	262.00	17.29	-58.33	White	33.00 - 35.00	33.50	33.78	27.31	-0.82	22.65
Tomato	70.00 - 130.00	100.00	134.00	164.00	-25.37	-39.02	Dried Fish						
Ladies Fingers	60.00 - 100.00	72.00	94.55	166.67	-23.85	-56.80	Sprats	1200.00 - 1450.00	1333.33	1287.50	924.17	3.56	44.27
Brinjal	150.00 - 200.00	176.36	105.00	152.00	67.97	16.03	Sprats (Imported)	850.00 - 1100.00	940.91	955.00	625.83	-1.48	50.34
Capsicum	250.00 - 300.00	275.00	420.00	575.00	-34.52	-52.17	Kattawa	1700.00 - 1800.00	1735.71	1728.57		0.41	
Pumpkin	80.00 - 110.00	92.73	112.00	123.00	-17.21	-24.61	Kattawa (Imported)	1700.00 - 1900.00	1775.00	1757.14	1490.00	1.02	19.13
Cucumber	40.00 - 80.00	59.09	50.00	146.00	18.18	-59.53	Thora	2700.00 - 2900.00	2814.29	2861.11		-1.64	
Bitter Gourd	300.00 - 350.00	330.00	340.91	313.00	-3.20	5.43	Thora (Imported)	2700.00 - 2850.00	2785.71	2828.57		-1.52	
Snake Gourd	120.00 - 180.00	141.00	126.36	124.00	11.58	13.71	Mora	2350.00 - 2700.00	2507.14	2657.14	1795.83	-5.65	39.61
Drumstick	-						Mora (Imported)	2300.00 - 2450.00	2364.29	2371.43		-0.30	
Luffa	160.00 - 220.00	192.00	194.55	218.00	-1.31	-11.93	Balaya	1250.00 - 1450.00	1335.71	1378.57	752.31	-3.11	77.55
Long Beans	60.00 - 130.00	97.00	115.45	140.00	-15.98	-30.71	Balaya (Imported)	-					
Ash Plantain	130.00 - 170.00	149.00	155.45	129.00	-4.15	15.50	Anguluwa	1850.00 - 2200.00	2021.43	1750.00		15.51	
Green Chillies	200.00 - 300.00	250.00	255.00	980.00	-1.96	-74.49	Anguluwa (Imported)	1700.00 - 1900.00	1800.00	1850.00	1477.50	-2.70	21.83
Lime	50.00 - 90.00	70.00	74.00	125.00	-5.41	-44.00	Maduwa	1400.00 - 1600.00	1492.86	1642.86	1241.67	-9.13	20.23
Root Crops							Maduwa (Imported)	1000.00 - 1100.00	1028.57	1050.00		-2.04	
Sweet Potato	120.00 - 170.00	148.89	155.00	134.00	-3.94	11.11	Koduwa	-					
Manioc	60.00 - 100.00	76.36	104.44	98.89	-26.89	-22.78	Koduwa (Imported)	-					
Leafy Vegetable							Salaya	600.00 - 850.00	742.86	781.25	646.67	-4.91	14.87
Mukunuwenna	40.00 - 45.00	42.50	42.50	42.22	0.00	0.66	Salaya (Imported)	-					
Kankun	40.00 - 45.00	42.50	42.50	42.22	0.00	0.66							
Gotukola (Rs/kg)	200.00 - 250.00	230.00	248.00	330.00	-7.26	-30.30							

This Week: Week 09: 27 Feb - 05 Mar 2026
 Last Week: Week 08: 20 - 26 Feb 2026

Table 15: Colombo &Suburbs: Retail Prices (Rs/kg or Rs/piece)

Week 09: 27 Feb - 05 Mar 2026

COMMODITY	Range	Average Price			Change Compared to		COMMODITY	Range	Average Price			Change Compared to						
		This Week	Last Week	Last Year	Last Week (%)	Last Year (%)			This Week	Last Week	Last Year	Last Week (%)	Last Year (%)					
Rice							Coconut											
Local							Large						180.00 · 200.00 187.22 187.31 228.70 -0.09 -18.13					
Samba 1	250.00 · 280.00	263.75	264.58	251.03	-0.83	5.07	Small						150.00 · 170.00 161.94 161.58 196.96 0.37 -17.78					
Samba 2	-	-	-	-	-	-	Fruits (Rs/fruit)											
Keeri Samba	340.00 · 380.00	356.67	356.67	280.65	0.00	27.09	Plantain											
Nadu 1	225.00 · 240.00	231.50	233.33	239.66	-1.83	-3.40	Ambul (Rs/kg)						150.00 · 280.00 214.23 223.16 186.79 -8.93 14.69					
Nadu 2	-	-	-	-	-	-	Kolikuttu (Rs/kg)						320.00 · 400.00 371.30 374.74 310.00 -3.43 19.78					
Raw (Red)	210.00 · 220.00	215.00	214.57	245.00	0.43	-12.24	Seeni (Rs/kg)						150.00 · 240.00 198.21 200.50 197.59 -2.29 0.32					
Raw (White)	210.00 · 230.00	220.50	223.33	247.39	-2.83	-10.87	Anamalu						40.00 · 60.00 48.25 50.18 43.52 -1.93 10.86					
Imported							Ambun						60.00 · 80.00 69.40 73.12 60.78 -3.72 14.18					
Samba	260.00 · 280.00	272.50	271.58	238.15	0.92	14.42	Papaw(Rs/kg)						400.00 · 500.00 440.83 483.00 390.00 -42.17 13.03					
Nadu	-	-	-	-	-	-	Passion Fruit						100.00 · 160.00 136.79 158.18 152.50 -21.40 -10.30					
Raw (Red)	-	-	-	-	-	-	Pineapple Large						480.00 · 550.00 511.25 512.63 630.95 -1.38 -18.97					
Raw (White)	-	-	-	-	-	-	Pineapple Medium						400.00 · 450.00 428.24 430.00 481.50 -1.76 -11.06					
Dried Chillies							Pineapple Small						300.00 · 370.00 336.67 340.53 383.00 -3.86 -12.10					
Imported	900.00 · 1300.00	1102.50	1108.70	898.72	-6.20	22.67	Mango											
Onion							Betti											
Sinnan	-	-	-	-	-	-	Karthakolomban						400.00 · 400.00 400.00 410.00 302.50 -10.00 32.23					
Vedalan	-	-	-	-	-	-	Vilad											
Imported	320.00 · 480.00	384.78	382.92	434.47	1.87	-11.44	Kohu											
Big Onion							Other											
Imported	160.00 · 240.00	193.04	201.15	185.20	-8.11	4.24	Wood Apple						70.00 · 140.00 106.50 105.05 175.00 1.45 -39.14					
Local	-	-	-	-	-	-	Orange						45.00 · 120.00 80.00 82.81 96.56 -2.81 -17.15					
Potato							Avocado						400.00 · 500.00 436.36 460.56 300.00 -24.19 45.45					
Welimada	320.00 · 350.00	335.00	356.67	-	-21.67	-	Slime Apple						50.00 · 120.00 87.00 90.28 61.52 -3.28 41.41					
N'Eliya	360.00 · 460.00	404.00	431.88	433.64	-27.88	-6.83	Grapes (Imp., Rs/kg)						2000.00 · 2800.00 2506.25 2700.00 2242.11 -193.75 11.78					
Imported	160.00 · 260.00	201.82	197.20	217.62	4.62	-7.26	King Coconut						180.00 · 250.00 211.50 212.22 262.00 -0.72 -19.27					
Pulses							Sea Fish											
Green Gram	700.00 · 1000.00	912.63	910.00	778.33	2.63	17.25	Salaya						600.00 · 800.00 659.33 699.33 558.10 -40.00 18.14					
Cowpea (White)	900.00 · 1200.00	1075.00	1072.73	786.36	2.27	36.71	Hurulla						1200.00 · 1400.00 1307.50 1367.86 1028.57 -60.36 27.12					
Cowpea (Red)	900.00 · 1100.00	1004.21	1044.74	786.36	-40.53	27.70	Balaya						1300.00 · 1800.00 1608.33 1646.67 710.00 -38.33 126.53					
Red Dhal	260.00 · 320.00	293.33	293.20	298.08	0.13	-1.59	Kelawalla						1800.00 · 3000.00 2378.57 2485.71 1757.50 -107.14 35.34					
Vegetable							Thora						3200.00 · 4400.00 3690.91 3818.18 2700.00 -127.27 36.70					
Beans (Butter)	-	-	-	-	-	-	Paraw						1800.00 · 2600.00 2125.00 2150.00 1842.22 -25.00 15.35					
Beans(Green)	320.00 · 560.00	463.81	493.89	311.88	-30.08	48.72	Mora						2000.00 · 2100.00 2009.09 1930.00 79.09					
Carrot	250.00 · 480.00	390.00	391.74	803.33	-1.74	-51.45	Shrimps						2800.00 · 3000.00 2875.00 2870.83 1971.18 4.17 45.85					
Leeks	250.00 · 400.00	341.00	346.82	354.67	-5.82	-3.85	Thalalpath						2900.00 · 3200.00 3053.85 2987.50 2264.76 66.35 34.84					
Beetroot	200.00 · 400.00	292.38	308.57	331.56	-16.19	-11.82	Eggs											
Knolkhol	200.00 · 350.00	289.55	277.62	311.11	11.93	-6.93	Brown						36.00 · 38.00 37.20 36.81 32.59 0.39 14.15					
Raddish	150.00 · 320.00	234.50	213.48	231.72	21.02	1.20	White						35.00 · 36.00 35.53 35.25 30.94 0.28 14.83					
Cabbage	200.00 · 400.00	288.57	260.00	443.85	28.57	-34.98	Dried Fish											
Tomato	150.00 · 350.00	265.50	269.57	276.56	-4.07	-4.00	Sprats						2000.00 · 2400.00 2244.44 2173.33 1690.48 71.11 32.77					
Ladies Fingers	120.00 · 360.00	236.32	240.87	322.26	-4.55	-26.67	Sprats (Imported)						1200.00 · 1500.00 1347.06 1357.89 1113.64 -10.84 20.96					
Brinjal	200.00 · 420.00	341.50	270.83	294.06	70.67	16.13	Kattawa						2200.00 · 3200.00 2538.46 2452.94 2270.00 85.52 11.83					
Capsicum	400.00 · 750.00	550.56	644.09	916.33	-93.54	-39.92	Thora						3200.00 · 3500.00 3500.00 3466.67 33.33					
Pumpkin	160.00 · 300.00	234.76	213.33	254.00	21.43	-7.57	Mora						2800.00 · 3200.00 2975.00 3030.77 2470.00 -55.77 20.45					
Cucumber	120.00 · 260.00	206.00	170.40	257.42	35.60	-19.97	Balaya						1400.00 · 2400.00 1914.29 1990.91 1620.00 -76.62 18.17					
Bitter Gourd	400.00 · 600.00	530.48	542.73	477.00	-12.25	11.21	Anguluwa						2200.00 · 2600.00 2381.82 2425.00 2320.00 -43.18 2.66					
Snake Gourd	200.00 · 400.00	312.50	304.29	314.84	8.21	-0.74	Maduwa						-					
Drumstick	-	-	-	-	-	-	Koduwa						-					
Luffa	220.00 · 450.00	320.53	324.00	415.77	-3.47	-22.91	Salaya						850.00 · 1200.00 986.67 993.33 1177.78 -6.67 -16.23					
Long Beans	160.00 · 400.00	263.64	268.57	311.03	-4.94	-15.24	Meat											
Ash Plantain	200.00 · 360.00	305.50	311.00	265.71	-5.50	14.97	Beef (without Bones)						2800.00 · 3000.00 2957.14 2914.29 2633.33 42.86 12.30					
Green Chillies	300.00 · 700.00	559.00	597.92	1566.13	-38.92	-64.31	Chicken (Broiler)						1300.00 · 1420.00 1366.00 1420.00 1174.71 -54.00 16.28					
Lime	150.00 · 450.00	309.52	312.50	366.90	-2.98	-15.64	Chicken (Curry)						1300.00 · 1300.00 1300.00 1275.00 1169.38 25.00 11.17					
Root Crops							Mutton						4000.00 · 4500.00 4266.67 4212.50 3633.33 54.17 17.43					
Sweet Potato	170.00 · 400.00	306.00	291.67	263.93	14.33	15.94	Pork						2700.00 · 2800.00 2733.33 2733.33 1300.00 0.00 110.26					
Manioc	150.00 · 260.00	213.33	206.96	203.21	6.38	4.98												
Leafy Vegetable(Rs/bundle)																		
Mukunuwenna	60.00 · 100.00	81.39	80.53	77.37	0.86	5.20												
Kankun	60.00 · 100.00	83.61	81.05	77.37	2.56	8.07												
Gotukola	180.00 · 350.00	276.11	243.16	264.74	32.95	4.30												

This Week: Week 09: 27 Feb - 05 Mar 2026
 Last Week: Week 08: 20 - 26 Feb 2026

Table 16: Farmgate/Producer Prices of Food Commodities in Selected Producing Areas (Rs/kg)

Week 09: 27 Feb - 05 Mar 2026

COMMODITY	Range	Average Price	COMMODITY	Range	Average Price	COMMODITY	Range	Average Price
<u>Paddy</u>			<u>Vegetable (Up Country)</u>			<u>Snake Gourd</u>		
Short Grain			Beans			Dambulla	76.00 - 95.00	85.80
A'pura	120.00 - 125.00	122.00	Dambulla	260.00 - 300.00	286.00	Hambantota	-	
P'narawa	115.00 - 133.00	124.50	Welimada	285.00 - 310.00	297.00	Embilipitiya	120.00 - 140.00	130.00
Kalawewa	118.00 - 125.00	121.40	Badulla	-		Matara	-	
Kurunegala	112.00 - 133.00	122.67	Carrot			A'pura	100.00 - 120.00	108.00
Dehiattakandiya	115.00 - 140.00	128.00	N'Eliya	175.00 - 180.00	177.00	Luffa		
Nikaweratiya	110.00 - 133.00	119.60	Welimada	240.00 - 260.00	249.00	Dambulla	95.00 - 120.00	107.00
Ampara	125.00 - 130.00	127.75	Hanguranketha	170.00 - 200.00	183.33	Hambantota	-	
Long Grain (White)			Leeks			Embilipitiya	170.00 - 190.00	180.00
A'pura	105.00 - 110.00	107.00	N'Eliya	125.00 - 130.00	128.00	Matara	-	
P'narawa	96.00 - 117.00	106.40	Welimada	170.00 - 200.00	185.00	A'pura	140.00 - 160.00	148.00
Kalawewa	105.00 - 110.00	107.00	Beetroot			Green Chillies		
Kurunegala	90.00 - 110.00	100.29	N'Eliya	80.00 - 90.00	85.00	Dambulla	200.00 - 260.00	230.00
Dehiattakandiya	97.00 - 117.00	107.80	Dambulla	-		Hambantota	-	
Embilipitiya	-		Kurunegala	-		Embilipitiya	320.00 - 340.00	327.50
Nikaweratiya	-		Welimada	130.00 - 140.00	135.00	Puttalam	237.00 - 256.00	241.75
Hambantota	-		Hanguranketha	-		A'pura	250.00 - 300.00	270.00
Ampara	107.00 - 120.00	111.25	Knol Khol			Pumpkin		
Long Grain (Red)			N'Eliya	70.00 - 80.00	74.00	Dambulla	76.00 - 95.00	85.80
Matara	95.00 - 105.00	100.00	Welimada	100.00 - 125.00	111.00	Hambantota	-	
Hambantota	-		Hanguranketha	-		Embilipitiya	70.00 - 80.00	76.25
Embilipitiya	103.00 - 105.00	104.20	Raddish			Matara	50.00 - 60.00	56.67
Keeri Samba			N'Eliya	20.00 - 25.00	22.00	A'pura	80.00 - 90.00	84.00
A'pura	140.00 - 145.00	142.00	Welimada	20.00 - 30.00	24.00	Moneragala	70.00 - 80.00	74.00
P'narawa	146.00 - 172.00	159.20	Hambantota	-		Cucumber		
Kalawewa	140.00 - 145.00	142.80	Hanguranketha	30.00 - 40.00	35.00	A'pura	40.00 - 50.00	44.00
Kurunegala	132.00 - 150.00	141.29	Cabbage			Dambulla	28.00 - 40.00	36.20
Dehiattakandiya	155.00 - 175.00	165.50	N'Eliya	65.00 - 70.00	67.00	Hambantota	-	
Red Onion			Welimada	80.00 - 100.00	88.00	Matara	40.00 - 50.00	46.25
Puttalam	-		Badulla	-		Long Beans		
Jaffna	-		Hanguranketha	80.00 - 100.00	90.00	Dambulla	76.00 - 100.00	87.80
Big Onion			Tomato			Hambantota	-	
Dambulla	-		Welimada	50.00 - 65.00	56.00	Embilipitiya	90.00 - 120.00	105.00
Kalawewa	-		Hambantota	-		Matara	90.00 - 110.00	98.75
A'pura	-		Dambulla	57.00 - 76.00	66.80	A'pura	80.00 - 100.00	88.00
Potato			Hanguranketha	80.00 - 100.00	90.00	Ash Plantain		
N'Eliya	235.00 - 245.00	239.00	Vegetable (Low Country)			Hambantota	-	
Badulla	-		Ladies Fingers			Embilipitiya	110.00 - 130.00	120.00
Welimada	185.00 - 210.00	197.00	A'pura	80.00 - 100.00	88.00	Matara	100.00 - 120.00	110.00
Pulses			Dambulla	76.00 - 95.00	86.80	Lime		
Green Gram			Hambantota	-		Hambantota	-	
Hambantota	-		Embilipitiya	70.00 - 80.00	76.25	Embilipitiya	50.00 - 70.00	62.00
Moneragala	580.00 - 600.00	588.00	Matara	90.00 - 100.00	93.75	Moneragala	30.00 - 40.00	34.00
Embilipitiya	590.00 - 600.00	595.00	Brinjal			Fruits (Rs/kg)		
Nikaweratiya	450.00 - 480.00	465.00	A'pura	120.00 - 140.00	128.00	Banana		
A'pura	570.00 - 590.00	578.00	Dambulla	120.00 - 145.00	131.00	Ambul		
Cowpea			Hambantota	-		Moneragala	50.00 - 60.00	54.00
Hambantota	-		Embilipitiya	120.00 - 140.00	130.00	Embilipitiya	50.00 - 70.00	58.00
Nikaweratiya	-		Matara	100.00 - 120.00	112.50	Hambantota	-	
Moneragala	450.00 - 500.00	470.00	Welimada	120.00 - 135.00	127.00	Kolikuttu		
Embilipitiya	640.00 - 650.00	645.00	Capsicum			Moneragala	200.00 - 220.00	208.00
Maize			Badulla	-		Embilipitiya	170.00 - 180.00	174.00
A'pura	138.00 - 140.00	138.80	Welimada	200.00 - 230.00	217.50	Hambantota	-	
Kalawewa	135.00 - 137.00	135.67	Bitter Gourd			Papaw		
Gingelly			A'pura	320.00 - 340.00	328.00	Moneragala	140.00 - 150.00	144.00
A'pura	-		Dambulla	200.00 - 240.00	224.00	Embilipitiya	250.00 - 260.00	256.25
Kalawewa	-		Hambantota	-		Hambantota	-	
Black Gram			Embilipitiya	340.00 - 360.00	350.00	Pineapple		
A'pura	-		Matara	320.00 - 330.00	325.00	Divulapitiya	-	
Kalawewa	-							

Annex 01 - Colombo Markets: Retail Prices of Rice and Subsidiary Food Crops (Rs/kg)

Week 09: 27 Feb - 05 Mar 2026

CROP	PELIYAGODA	MAHARAGAMA	KIRULAPONE	NUGEGODA	NARAHENPITA	DEMATAGODA	THOTALANGA	KADAWATHA	KIRIBATHGODA
<i>Rice</i>									
Local									
Samba 1	260.00 - 280.00	260.00 - 260.00	260.00 - 270.00	250.00 - 260.00	270.00 - 280.00	260.00 - 260.00	260.00 - 260.00	255.00 - 260.00	260.00 - 270.00
Samba 2	-	-	-	-	-	-	-	-	-
Keeri Samba	340.00 - 350.00	350.00 - 350.00	350.00 - 360.00	360.00 - 380.00	340.00 - 360.00	-	360.00 - 360.00	-	360.00 - 370.00
Nadu 1	230.00 - 240.00	230.00 - 230.00	225.00 - 230.00	230.00 - 240.00	225.00 - 230.00	240.00 - 240.00	230.00 - 230.00	230.00 - 230.00	230.00 - 240.00
Nadu 2	-	-	-	-	-	-	-	-	-
Raw (Red)	210.00 - 220.00	220.00 - 220.00	210.00 - 220.00	210.00 - 220.00	210.00 - 220.00	220.00 - 220.00	210.00 - 220.00	210.00 - 220.00	220.00 - 220.00
Raw (White)	210.00 - 230.00	230.00 - 230.00	210.00 - 230.00	210.00 - 220.00	210.00 - 225.00	230.00 - 230.00	220.00 - 220.00	210.00 - 220.00	225.00 - 230.00
Imported									
Samba	260.00 - 270.00	-	270.00 - 280.00	260.00 - 270.00	270.00 - 280.00	270.00 - 270.00	270.00 - 280.00	270.00 - 270.00	280.00 - 280.00
Nadu	-	-	-	-	-	-	-	-	-
Raw (Red)	-	-	-	-	-	-	-	-	-
Raw (White)	-	-	-	-	-	-	-	-	-
<i>Dried Chillies</i>									
Imported	900.00 - 1000.00	1300.00 - 1300.00	1100.00 - 1200.00	1200.00 - 1300.00	1100.00 - 1300.00	1200.00 - 1200.00	900.00 - 1000.00	900.00 - 1000.00	1000.00 - 1100.00
<i>Red Onion</i>									
Sinnan	-	-	-	-	-	-	-	-	-
Vedalan	-	-	-	-	-	-	-	-	-
Imported	320.00 - 360.00	400.00 - 480.00	360.00 - 400.00	340.00 - 400.00	400.00 - 480.00	320.00 - 320.00	320.00 - 360.00	320.00 - 360.00	360.00 - 380.00
<i>Big Onion</i>									
Imported	180.00 - 200.00	200.00 - 240.00	180.00 - 200.00	200.00 - 240.00	180.00 - 220.00	180.00 - 200.00	160.00 - 180.00	180.00 - 200.00	160.00 - 200.00
Local	-	-	-	-	-	-	-	-	-
<i>Potato</i>									
Welimada	320.00 - 350.00	-	-	-	-	-	-	-	-
N'Eliya	380.00 - 400.00	440.00 - 440.00	380.00 - 400.00	360.00 - 400.00	460.00 - 460.00	-	360.00 - 400.00	400.00 - 400.00	400.00 - 440.00
Imported	160.00 - 200.00	240.00 - 260.00	200.00 - 240.00	200.00 - 240.00	200.00 - 240.00	170.00 - 180.00	160.00 - 180.00	170.00 - 180.00	180.00 - 200.00
<i>Pulses</i>									
Green Gram	700.00 - 800.00	900.00 - 900.00	900.00 - 1000.00	950.00 - 1000.00	900.00 - 1000.00	800.00 - 800.00	860.00 - 900.00	900.00 - 1000.00	1000.00 - 1000.00
Cowpea (White)	900.00 - 1000.00	1100.00 - 1100.00	1000.00 - 1100.00	1000.00 - 1200.00	1000.00 - 1100.00	1000.00 - 1000.00	1000.00 - 1100.00	1000.00 - 1100.00	1100.00 - 1200.00
Cowpea (Red)	900.00 - 950.00	1000.00 - 1000.00	1000.00 - 1000.00	980.00 - 1100.00	1000.00 - 1100.00	900.00 - 900.00	1000.00 - 1000.00	1000.00 - 1000.00	1100.00 - 1100.00
Red Dhal	260.00 - 280.00	280.00 - 300.00	280.00 - 320.00	290.00 - 320.00	300.00 - 320.00	280.00 - 280.00	270.00 - 280.00	300.00 - 320.00	290.00 - 300.00

Annex 02 - Colombo Markets: Retail Prices of Vegetables (Rs/kg) and Coconut (Rs/nut)

Week 09: 27 Feb - 05 Mar 2026

28

CROP	PELIYAGODA	MAHARAGAMA	KIRULAPONE	NUGEGODA	NARAHENPITA	DEMATAGODA	THOTALANGA	KADAWATHA	KIRIBATHGODA
<u>Vegetable</u>									
Beans	350.00 - 400.00	550.00 - 560.00	540.00 - 560.00	500.00 - 520.00	450.00 - 480.00	400.00 - 400.00	320.00 - 350.00	320.00 - 480.00	450.00 - 480.00
Carrot	250.00 - 300.00	450.00 - 480.00	400.00 - 450.00	400.00 - 420.00	360.00 - 400.00	320.00 - 320.00	280.00 - 300.00	400.00 - 480.00	450.00 - 480.00
Leeks	250.00 - 350.00	400.00 - 400.00	400.00 - 400.00	400.00 - 400.00	300.00 - 360.00	320.00 - 320.00	250.00 - 300.00	320.00 - 400.00	350.00 - 400.00
Beetroot	200.00 - 250.00	400.00 - 400.00	400.00 - 400.00	320.00 - 340.00	240.00 - 280.00	240.00 - 240.00	200.00 - 200.00	400.00 - 400.00	320.00 - 350.00
Knolkhol	200.00 - 220.00	350.00 - 350.00	350.00 - 350.00	320.00 - 340.00	320.00 - 350.00	200.00 - 220.00	240.00 - 260.00	320.00 - 320.00	350.00 - 350.00
Raddish	150.00 - 150.00	320.00 - 320.00	320.00 - 320.00	240.00 - 260.00	200.00 - 240.00	200.00 - 200.00	150.00 - 160.00	160.00 - 240.00	240.00 - 260.00
Cabbage	200.00 - 200.00	350.00 - 400.00	320.00 - 400.00	320.00 - 340.00	240.00 - 240.00	240.00 - 320.00	200.00 - 200.00	200.00 - 320.00	240.00 - 260.00
Tomato	150.00 - 200.00	350.00 - 350.00	300.00 - 350.00	320.00 - 340.00	240.00 - 250.00	240.00 - 240.00	180.00 - 200.00	200.00 - 240.00	240.00 - 250.00
Ladies Fingers	150.00 - 160.00	350.00 - 360.00	350.00 - 350.00	360.00 - 360.00	240.00 - 240.00	120.00 - 240.00	150.00 - 200.00	320.00 - 320.00	240.00 - 260.00
Brinjal	200.00 - 260.00	350.00 - 400.00	420.00 - 420.00	400.00 - 420.00	320.00 - 320.00	280.00 - 400.00	240.00 - 300.00	320.00 - 400.00	300.00 - 320.00
Capsicum	400.00 - 450.00	700.00 - 750.00	650.00 - 680.00	750.00 - 750.00	480.00 - 560.00	400.00 - 480.00	400.00 - 400.00	450.00 - 550.00	560.00 - 600.00
Pumpkin	160.00 - 180.00	240.00 - 260.00	280.00 - 300.00	280.00 - 300.00	240.00 - 240.00	240.00 - 240.00	180.00 - 200.00	260.00 - 280.00	230.00 - 240.00
Cucumber	120.00 - 120.00	240.00 - 260.00	240.00 - 260.00	240.00 - 260.00	160.00 - 180.00	160.00 - 200.00	120.00 - 160.00	160.00 - 240.00	240.00 - 260.00
Bitter Gourd	400.00 - 400.00	550.00 - 600.00	560.00 - 600.00	560.00 - 600.00	500.00 - 500.00	450.00 - 500.00	550.00 - 560.00	400.00 - 450.00	560.00 - 600.00
Snake Gourd	200.00 - 200.00	350.00 - 400.00	350.00 - 400.00	400.00 - 400.00	240.00 - 320.00	240.00 - 320.00	200.00 - 280.00	200.00 - 320.00	320.00 - 350.00
Drumstick	-	-	-	-	-	-	-	-	-
Luffa	220.00 - 260.00	450.00 - 450.00	400.00 - 450.00	450.00 - 450.00	320.00 - 360.00	300.00 - 320.00	240.00 - 260.00	320.00 - 320.00	320.00 - 340.00
Long Beans	160.00 - 220.00	350.00 - 400.00	350.00 - 400.00	400.00 - 400.00	260.00 - 320.00	180.00 - 200.00	200.00 - 200.00	240.00 - 320.00	320.00 - 320.00
Ash Plantain	200.00 - 250.00	360.00 - 360.00	350.00 - 360.00	320.00 - 350.00	260.00 - 320.00	250.00 - 320.00	200.00 - 260.00	320.00 - 320.00	320.00 - 320.00
Green Chillies	300.00 - 400.00	650.00 - 700.00	700.00 - 700.00	560.00 - 600.00	600.00 - 700.00	600.00 - 600.00	300.00 - 300.00	600.00 - 640.00	480.00 - 500.00
Lime	160.00 - 200.00	350.00 - 400.00	400.00 - 400.00	400.00 - 450.00	250.00 - 300.00	350.00 - 400.00	150.00 - 200.00	400.00 - 450.00	280.00 - 300.00
<u>Root Crops</u>									
Sweet Potato	170.00 - 280.00	350.00 - 400.00	400.00 - 400.00	400.00 - 400.00	320.00 - 350.00	320.00 - 320.00	200.00 - 200.00	320.00 - 320.00	300.00 - 350.00
Manioc	150.00 - 180.00	240.00 - 260.00	260.00 - 260.00	220.00 - 240.00	200.00 - 200.00	-	150.00 - 160.00	200.00 - 220.00	200.00 - 220.00
<u>Leafy Vegetable</u>									
Mukunuwenna	60.00 - 80.00	80.00 - 80.00	70.00 - 80.00	90.00 - 100.00	80.00 - 80.00	90.00 - 100.00	60.00 - 65.00	90.00 - 100.00	80.00 - 80.00
Kankun	60.00 - 80.00	100.00 - 100.00	70.00 - 80.00	90.00 - 100.00	80.00 - 80.00	90.00 - 100.00	60.00 - 65.00	90.00 - 100.00	80.00 - 80.00
Gotukola	180.00 - 240.00	320.00 - 350.00	280.00 - 320.00	280.00 - 320.00	260.00 - 280.00	280.00 - 320.00	180.00 - 240.00	280.00 - 320.00	240.00 - 280.00
<u>Coconut</u>									
Large	180.00 - 200.00	180.00 - 190.00	180.00 - 200.00	180.00 - 190.00	180.00 - 180.00	180.00 - 190.00	190.00 - 200.00	180.00 - 190.00	180.00 - 200.00
Small	150.00 - 160.00	165.00 - 170.00	160.00 - 170.00	160.00 - 170.00	160.00 - 160.00	160.00 - 160.00	150.00 - 160.00	160.00 - 170.00	160.00 - 170.00

Annex 03 - Colombo Markets: Retail Prices of Fruits (Rs/fruit)

Week 09: 27 Feb - 05 Mar 2026

29

CROP	PELIYAGODA	MAHARAGAMA	KIRULAPONE	NUGEGODA	NARAHENPITA	DEMATAGODA	THOTALANGA	KADAWATHA	KIRIBATHGODA
<i>Plantain</i>									
Ambul (Rs/Kg)	150.00 - 200.00	230.00 - 230.00	240.00 - 250.00	240.00 - 240.00	200.00 - 280.00	240.00 - 250.00	160.00 - 200.00	180.00 - 200.00	180.00 - 220.00
Kolikuttu (Rs/Kg)	320.00 - 350.00	400.00 - 400.00	380.00 - 400.00	350.00 - 390.00	400.00 - 400.00	380.00 - 400.00	320.00 - 350.00	380.00 - 400.00	320.00 - 400.00
Seeni (Rs/Kg)	150.00 - 180.00	220.00 - 230.00	230.00 - 240.00	240.00 - 240.00	200.00 - 220.00	200.00 - 230.00	160.00 - 200.00	180.00 - 220.00	150.00 - 220.00
Anamalu	50.00 - 50.00	50.00 - 50.00	50.00 - 50.00	50.00 - 55.00	60.00 - 60.00	40.00 - 50.00	40.00 - 40.00	50.00 - 50.00	40.00 - 40.00
Ambun	60.00 - 70.00	70.00 - 70.00	70.00 - 76.00	70.00 - 76.00	80.00 - 80.00	60.00 - 70.00	60.00 - 60.00	60.00 - 70.00	60.00 - 60.00
<i>Pineapple</i>									
Large	480.00 - 530.00	550.00 - 550.00	550.00 - 550.00	550.00 - 550.00	500.00 - 550.00	500.00 - 500.00	480.00 - 480.00	550.00 - 550.00	500.00 - 500.00
Medium	400.00 - 450.00	430.00 - 430.00	420.00 - 450.00	420.00 - 450.00	400.00 - 450.00	450.00 - 450.00	400.00 - 420.00	450.00 - 450.00	450.00 - 450.00
Small	300.00 - 350.00	340.00 - 340.00	340.00 - 370.00	340.00 - 370.00	300.00 - 350.00	350.00 - 350.00	300.00 - 320.00	350.00 - 350.00	350.00 - 350.00
<i>Mango</i>									
Betti	-	-	-	-	-	-	-	-	-
Karthakolomban	400.00 - 400.00	-	-	-	-	-	-	-	-
Vilad	-	-	-	-	-	-	-	-	-
Kohu	-	-	-	-	-	-	-	-	-
<i>Other Fruits</i>									
Wood Apple	80.00 - 90.00	120.00 - 120.00	140.00 - 140.00	130.00 - 140.00	120.00 - 120.00	70.00 - 70.00	80.00 - 80.00	100.00 - 120.00	100.00 - 120.00
Orange	45.00 - 50.00	80.00 - 80.00	100.00 - 120.00	70.00 - 80.00	80.00 - 80.00	80.00 - 110.00	50.00 - 50.00	70.00 - 80.00	100.00 - 100.00
Avocado	400.00 - 500.00	-	-	500.00 - 500.00	400.00 - 500.00	-	400.00 - 400.00	400.00 - 500.00	400.00 - 400.00
Slime Apple	50.00 - 60.00	100.00 - 100.00	120.00 - 120.00	100.00 - 120.00	80.00 - 100.00	80.00 - 80.00	50.00 - 60.00	80.00 - 120.00	100.00 - 120.00
Grapes (Rs/Kg)	2000.00 - 2400.00	2600.00 - 2600.00	2800.00 - 2800.00	2500.00 - 2800.00	2200.00 - 2500.00	2800.00 - 2800.00	2000.00 - 2000.00	2000.00 - 2600.00	2500.00 - 2500.00
Papaw (Rs/Kg)	400.00 - 450.00	480.00 - 480.00	450.00 - 500.00	400.00 - 450.00	400.00 - 450.00	400.00 - 450.00	400.00 - 450.00	400.00 - 500.00	450.00 - 450.00
Passion	140.00 - 140.00	-	-	120.00 - 160.00	135.00 - 140.00	150.00 - 160.00	100.00 - 120.00	130.00 - 130.00	-
King Coconut	200.00 - 220.00	250.00 - 250.00	250.00 - 250.00	200.00 - 220.00	200.00 - 220.00	200.00 - 220.00	180.00 - 200.00	220.00 - 250.00	220.00 - 220.00

Annex 04 - Colombo Markets: Retail Prices of Sea Fish and Dried Fish (Rs/kg)

Week 09: 27 Feb - 05 Mar 2026

30

CROP	PELIYAGODA	MAHARAGAMA	KIRULAPONE	NUGEGODA	NARAHENPITA	DEMATAGODA	THOTALANGA	KADAWATHA	KIRIBATHGODA
<i>Sea Fish</i>									
Salaya	600.00 - 650.00	800.00 - 800.00	750.00 - 800.00	800.00 - 800.00	600.00 - 600.00	600.00 - 640.00	600.00 - 600.00	600.00 - 600.00	600.00 - 600.00
Hurulla	1200.00 - 1300.00	-	1400.00 - 1400.00	1400.00 - 1400.00	1400.00 - 1400.00	1200.00 - 1300.00	1200.00 - 1200.00	1320.00 - 1320.00	1320.00 - 1320.00
Balaya	1300.00 - 1400.00	1600.00 - 1600.00	1400.00 - 1400.00	-	1600.00 - 1600.00	1700.00 - 1800.00	1800.00 - 1800.00	1800.00 - 1800.00	1800.00 - 1800.00
Kelawalla	1800.00 - 2000.00	2400.00 - 2400.00	2600.00 - 2800.00	3000.00 - 3000.00	2200.00 - 2200.00	2400.00 - 2400.00	2600.00 - 2600.00	2400.00 - 2400.00	2400.00 - 2400.00
Thora	3200.00 - 3500.00	3600.00 - 3600.00	4400.00 - 4400.00	3600.00 - 3600.00	4200.00 - 4200.00	3200.00 - 3200.00	-	4000.00 - 4000.00	-
Paraw	2000.00 - 2100.00	2400.00 - 2400.00	2400.00 - 2400.00	2600.00 - 2600.00	2600.00 - 2600.00	2500.00 - 2600.00	1800.00 - 1800.00	1800.00 - 1800.00	-
Mora	2000.00 - 2100.00	2000.00 - 2000.00	2000.00 - 2000.00	-	2000.00 - 2000.00	-	2000.00 - 2000.00	2000.00 - 2000.00	2000.00 - 2000.00
Shrimps Small	2800.00 - 3000.00	3000.00 - 3000.00	2800.00 - 2800.00	2900.00 - 2900.00	2800.00 - 2800.00	2800.00 - 2800.00	2800.00 - 2800.00	3000.00 - 3000.00	2900.00 - 2900.00
Talapath	3000.00 - 3000.00	3000.00 - 3000.00	3200.00 - 3200.00	3000.00 - 3000.00	3200.00 - 3200.00	2900.00 - 3000.00	3000.00 - 3000.00	3000.00 - 3200.00	-
<i>Eggs (Rs/egg)</i>									
Brown	38.00 - 38.00	36.00 - 37.00	36.00 - 37.00	37.00 - 37.00	38.00 - 38.00	38.00 - 38.00	37.00 - 37.00	37.00 - 37.00	37.00 - 37.00
White	36.00 - 36.00	35.00 - 36.00	35.00 - 36.00	36.00 - 36.00	36.00 - 36.00	35.00 - 36.00	35.00 - 35.00	35.00 - 35.00	35.00 - 36.00
<i>Dried Fish</i>									
Sprats	2400.00 - 2400.00	2000.00 - 2000.00	2200.00 - 2400.00	2200.00 - 2400.00	2200.00 - 2400.00	2000.00 - 2200.00	2000.00 - 2000.00	2000.00 - 2000.00	2000.00 - 2000.00
Kattawa	2200.00 - 2400.00	2500.00 - 2500.00	2500.00 - 2800.00	2800.00 - 2800.00	3200.00 - 3200.00	2600.00 - 2600.00	2400.00 - 2400.00	2400.00 - 2400.00	2400.00 - 2400.00
Thora	-	-	-	3500.00 - 3500.00	3400.00 - 3400.00	3400.00 - 3400.00	3200.00 - 3200.00	-	3500.00 - 3500.00
Mora	2800.00 - 2800.00	2900.00 - 3000.00	3000.00 - 3000.00	3200.00 - 3200.00	-	2800.00 - 2800.00	3000.00 - 3000.00	3000.00 - 3000.00	3000.00 - 3000.00
Balaya	1400.00 - 1800.00	2200.00 - 2200.00	2400.00 - 2400.00	2400.00 - 2400.00	1800.00 - 1800.00	2200.00 - 2200.00	2000.00 - 2000.00	2000.00 - 2000.00	2000.00 - 2000.00
Anguluwa	2200.00 - 2400.00	2600.00 - 2600.00	2400.00 - 2400.00	2600.00 - 2600.00	2200.00 - 2400.00	2400.00 - 2400.00	2400.00 - 2400.00	2400.00 - 2400.00	-
Salaya	850.00 - 1000.00	1200.00 - 1200.00	1000.00 - 1000.00	1000.00 - 1200.00	850.00 - 1000.00	1200.00 - 1200.00	1000.00 - 1000.00	-	1000.00 - 1000.00
<i>Meat</i>									
Beef (without Bones)	-	3000.00 - 3000.00	3000.00 - 3000.00	2800.00 - 2800.00	2900.00 - 2900.00	-	3000.00 - 3000.00	3000.00 - 3000.00	-
Chicken (Broiler)	1300.00 - 1300.00	1420.00 - 1420.00	1420.00 - 1420.00	1420.00 - 1420.00	1400.00 - 1400.00	1300.00 - 1300.00	1400.00 - 1400.00	1300.00 - 1300.00	1400.00 - 1400.00
Chicken (Curry)	-	-	-	-	1300.00 - 1300.00	-	1300.00 - 1300.00	-	1300.00 - 1300.00
Mutton	-	4300.00 - 4300.00	-	4200.00 - 4200.00	4500.00 - 4500.00	-	4000.00 - 4000.00	4200.00 - 4200.00	4400.00 - 4400.00
Pork	-	2700.00 - 2700.00	-	-	-	-	-	2800.00 - 2800.00	2700.00 - 2700.00

Annex 05 : Food Composition of Selected Food Commodities

Commodity	Energy (kcal/100g)	Protein (g/100g)	Total fat (g/100g)	Retinol Eq (µ g/100g)	Vit B2 (mg/100g)	Vit B6 (mg/100g)	Folate (µg/100g)	Vit C (mg/100g)	Calcium (mg/100g)	Magnesium (mg/100g)	Iron (mg/100g)	Zinc (mg/100g)
Rice												
Rice - (white Kekulu - normal)	361	9.88	1.52	-	0.03	0.09	10.67	-	6.94	26.29	1.22	1.5
Rice - (white Kekulu Samba)	355	8.81	1.53	-	0.03	0.09	8.11	-	9.82	30.48	0.92	1.7
Rice - (Red Kekulu - normal)	366	8.64	2.12	-	0.05	0.1	8.39	-	4.73	31.7	0.88	1.84
Rice -Samba	369	6.86	2.45	-	0.05	0.13	12.79	-	8.71	37.26	1.18	1.49
Rice - Nadu White	366	7.76	1.48	-	0.03	0.12	9.35	-	4.57	20.1	0.64	1.61
Dried chilies	233	12.68	6.41	437	0.84	0.42	46.83	NA	107	231	5.39	1.65
Onion												
Big onions	48	1.67	0.24	0.16	0.01	0.1	32.99	7.58	14.82	16.94	0.45	0.25
Red onions	55	2.13	0.15	0.18	0.02	0.13	30.15	14.26	20.37	19.32	0.31	0.28
Potatoes	71	1.67	0.25		0.01	0.09	14.31	20.5	9.83	23.84	0.46	0.29
Pulses												
Green gram	290	21.97	0.93	19.5	0.28	0.33	135	NA	98.96	146	4.15	2.86
White cowpea	320	21.25	1.14	1.36	0.09	0.26	249	NA	84.1	213	5.04	3.57
Red cowpea	320	20.24	1.08	0.96	0.11	0.27	273	NA	81.83	194	4.95	3.4
Red Dhal	319	23.09	0.77	1.06	1.6	0.22	55	NA	41.27	66.63	7.45	3.34
Vegetables												
Beans	46	3.95	0.15	6.64	0.1	0.3	45.2	7.02	35.68	45.56	0.7	0.59
Carrot	30	0.85	0.45	1240	0.03	0.1	24.71	5.93	27.65	11.7	0.59	0.25
Leeks	30	1.74	0.49	18.56	0.02	0.19	42.63	4.65	29.28	11.77	1.49	0.43
Beetroot	31	2.12	0.15	1.52	0.01	0.09	108	4.51	20.29	34.88	0.77	0.29
Knolkhol	16	1.69	0.34		0.05	0.19	12.7	77.64	40.09	19.35	0.23	0.18
Radish	29	0.75	0.11		0.02	0.09	18.09	12.13	35.64	13.56	0.38	0.16
Cabbage	21	1.35	0.14	3.35	0.05	0.14	52.66	29.62	56.85	18.47	0.33	0.16

Tomatoes	20	0.88	0.56	165	0.03	0.09	20.16	25.58	9.69	14.93	0.31	0.12
Ladies fingers	26	2.06	0.19	12.41	0.08	0.28	70.62	24.48	92.26	55.23	0.96	0.44
Brinjal (Pandora Striped)	29	1.49	0.31	23	0.12	0.09	30.99	1.49	18.95	18	0.32	0.19
Brinjal (Chinese eggplant)	24	1.28	0.33	16.83	0.12	0.11	32.94	3.37	14.4	21.18	0.28	0.16
Capsicum	23	1.22	0.34	38.96	0.03	0.29	28.65	49.63	12.65	11.21	0.21	0.31
Pumpkin (Common)	31	0.86	0.3	30.41	0.02	0.09	17.72	8.73	18.75	9.93	0.49	0.25
Cucumber	19	0.98	0.24	0.58	0.01	0.08	19.66	4.08	22.1	18.22	0.67	0.21
Bitter gourd	19	1.47	0.23	55.08	0.05	0.06	53.1	46.89	25.19	35.81	1.75	0.26
Snake gourd (Dark green)	11	0.82	0.25	10.41	0.03	0.12	18.09	3.54	26.83	25.84	0.41	0.11
Snake gourd (Pale green)	11	0.89	0.25	5.14	0.03	0.07	16.52	2.85	27.11	21.77	0.47	0.2
Drumstick	30	2.48	0.12	3.13	0.06	0.12	60.48	92.33	22.27	28.51	0.5	0.26
Watakolu	12	0.86	0.15	59.33	0.01	0.07	25.48	6.41	14.67	14.01	4.42	0.45
Long beans	24	3.36	0.3	-	0.06	0.11	99.98	8.93	44.22	33.17	1.01	0.08
Ash Plantain	76	2.84	0.56	0.06	0.02	0.07	6.82	4.49	5.19	22.55	0.39	0.21
Green chillies	39	2.28	0.76	38.16	0.08	0.25	21.29	98.61	20.25	36.91	1.25	0.29
Limes	26	0.66	0.26	0.36	0.01	0.05	12.1	38.05	26	15.25	0.12	0.05
Kekiri	17	1.01	0.25	0.76	0.01	0.07	17.34	8.07	25.72	26.2	0.63	0.22
Ash pumpkin (Ash guord)	18	0.8	0.15		0.01	0.15	14.17	9.14	19.27	23.62	0.48	0.13
Cho-Cho	19	0.58	0.12	0.3	0.04	0.07	63.81	23.76	20.55	13.02	0.49	0.12
Thalana batu (Little prince)	21	1.28	0.39	24.33	0.12	0.09	38.63	2.4	12.38	19.62	0.31	0.22
Thalana batu (Thai eggplant)	21	1.45	0.26	18.33	0.11	0.09	31.18	2.71	17.24	37.22	0.37	0.24
Thibbatu	61	1.66	1.96	15.89	0.03	1.02	72.39	10.8	105	57.46	1.06	0.59
Kohila yams	27	0.64	0.16	1.72	0.01	0.14	4.64	1.67	52.33	33.95	0.61	1.62
Kehel muwa	19	1.36	0.63	4.27	0.02	0.12	40.51	8.16	35.09	31.43	0.38	0.39
Ambaralla	37	0.73	0.44	3.36	0.01	0.1	44.49	35.51	20.7	9.28	0.7	0.12
Mango	50	0.75	0.09	14.5	0.02	0.14	34.89	91.63	28.56	17.74	0.5	0.09
Mushroom	27	2.54	0.42	-	0.15	0.13	7.81	11.56	0.9	14.42	1.32	0.79
Dambala	21	1.84	0.2	38.74	0.08	0.4	33.69	19.82	68.24	31.38	1.2	0.44
Coconuts nuts	390	3.67	39.92	-	0.05	0.11	14.86	-				

Root Crop												
Sweet potato	108	1.27	0.33	NA	0.04	0.09	14.44	22.2	28.93	21.05	0.51	0.14
Manioc	78	0.92	0.19	NA	0.07	0.2	0.1	1.95	25.31	19.08	19.78	23.73
Nelum ala/Lotus root	79	1.94	0.93	NA	0.05	0.19	26.49	26.63	37.71	26.58	3.34	0.35
Kiriala	87	3.96	0.15	1.19	0.03	0.16	20.17	2.71	30.79	41.52	0.6	0.42
Iniala	103	3.2	0.3	33.14	0.01	0.22	22.19	13.03	40.99	28.98	1.31	0.29
Leafy Vegetables												
Mukunuwanna	28	3.15	0.55	92.25	0.09	0.27	96.14	3.24	135	45.38	1.7	1.03
Gotukola	15	0.64	0.47	226	0.07	0.23	70.11	6.74	96.31	41.42	1.25	0.66
Kankun	15	0.47	0.37	1614	0.08	0.4	33.69	19.82	49.21	18.35	1.32	0.44
Kathurumurunga	70	8.01	1.35	2097	0.33	0.22	120	121	901	96.64	4.36	0.53
Nivithi	22	2.2	0.47	959	0.06	0.11	74.05	10.26	163	61.37	1.49	0.67
Thampala	32	3.55	0.72	1474	0.21	0.22	74.27	82	258	209	3.5	1.4
Sarana	20	2.42	0.21	1149	0.03	0.13	58.54	9.89	59.57	42.93	0.13	0.75
Kohila leaves	33	4.1	0.83	300	0.02	0.17	56.76	5.56	19.5	20.32	0.25	0.3
Onion leaves	27	2.01	0.26	NA	0.04	0.18	56.8	23.38	35.21	74.95	3.15	0.77
Cabbage leaves	30	3.63	0.27	8.66	0.05	0.24	63.46	40.76	170	18.47	2.67	0.35
Salad leaves	19	1.05	0.24	NA	0.1	0.06	37.48	11.64	58.23	36.89	2.07	0.27
Cauliflower	23	2.09	0.48	0.14	0.06	0.11	46.67	50.17	22.44	18.52	0.76	0.27
Jackfruit pods	25	2.14	0.34	NA	0.03	0.04	30.7	24.77	37.32	26.08	0.3	0.17
Jackfruit seeds	77	5.66	0.44	NA	0.02	0.08	58.91	15.24	40.87	50.14	0.52	0.42
Meat												
Chicken	176	23.14	9.24	6.88	0.07	0.49	10.09	-	15.06	20.18	0.75	0.64
Beef	160	23.3	7.45	2.15	0.08	0.32	1.93	-	4.8	28.54	2.41	3.31
Mutton	138	20.37	6.23	2.7	0.13	0.28	1.73	-	7.58	19.5	1.62	5.05
Pork	161	18.83	9.5	1.9	0.09	0.28	8.15	-	6.58	8.9	0.79	0.8
Fish												
Balaya	96	21.28	1.12	21.01	0.15	0.12	7.89		6.45	26.02	0.68	0.46
Seer	136	22.28	5.18	81.9	0.07	0.16	15.45		9.85	36.73	0.41	0.74

Shark	95	21.6	0.83	1.11	0.04	0.11	8.57	8.44	32.58	0.41	0.74
Paraw	87	20.02	0.7	1.49	0.02	0.16	6.77	8.17	31.68	0.67	0.41
Thalapath	91	16.04	2.88	12.03	0.1	0.13	78.22	7.64	24.89	0.71	0.67
Kelawalla	109	21.47	2.55	15.95	0.17	0.73	77.39	13.35	33.82	0.68	0.64
Haedaella	87	19.88	0.78	12.18	0.04	0.06	11.7	36.6	53	0.54	0.65
Hurulla	88	17.08	2.18	10.02	0.14	1.66	61.66	103	35.45	1.24	1.05
Karalla / Katuwalla	97	21.8	1.06	1.25	0.02	0.1	14.38	37.06	39.05	0.24	0.42
Kumbala / Angila	101	21.51	1.53	16.34	0.1	0.1	7.13	31.27	37.46	1.46	0.67
Salaya / Sudaya	100	19.5	2.39	15.41	0.18	1.39	60.87	435	42.83	1.4	2.3
Theppli / Telapiya /Korali	83	18.48	1.08	17.14	0.18	0.18	8.29	99.39	24.96	2.84	0.88
Prawns	65	14.85	0.56	1.24	0.03	0.1	15.37	37.81	30.5	0.73	1.1
Crabs	45	10	0.55	8.33	0.14	0.18	13.83	37.81	45.93	0.73	1.1
Cuttle fish	76	16.82	0.93	1.93	0.02	0.04	6.22	8.73	35.46	0.62	1.3
Linna	112	20.3	3.37	15.78	0.23	0.68	59.78				
Coppara	97	22.89	0.56	21.51	0.04	0.12	8.08	7.2	30.08	1.2	0.58
Ray (Maduwa)	97	23.98	0.68	7.55	0.02	0.21	25.59	9.16	24.61	0.74	0.44

Dried Fish

Dried sprats	259	51.16	5.92	12.83	0.25	0.62	438	1178	162	3.06	4.2
Dried keeramin	311	49.6	12.42	12.92	0.13	2.41	144	555	166	2.58	3.19
Dried thalapath	289	54.68	8.04	9.38	0.04	0.43	97.8	62.75	110	1.96	1.45
Dried katta	275	50.04	8.31	2.48	0.03	0.35	80.4	86.55	92.17	1.47	1.16
Dried balaya	282	63.79	3.37	14.32	0.12	1.98	213	83.48	83.45	3.6	1.44
Dried shark / keelan	267	55.03	5.25	10.31	0.04	0.32	187	42.24	92.94	1.48	0.66

Eggs

Hen eggs (Country)	170	13.14	13	208	0.08	0.18	54.6	50.14	11.04	1.64	1.12
Hen eggs (Table)	135	13.55	9.03	200	0.19	0.19	49.46	63.3	12	2.39	1.73
Quail eggs	153	12.39	11.46	153	0.11	0.17	54.86	60.67	11.21	2.55	1.51

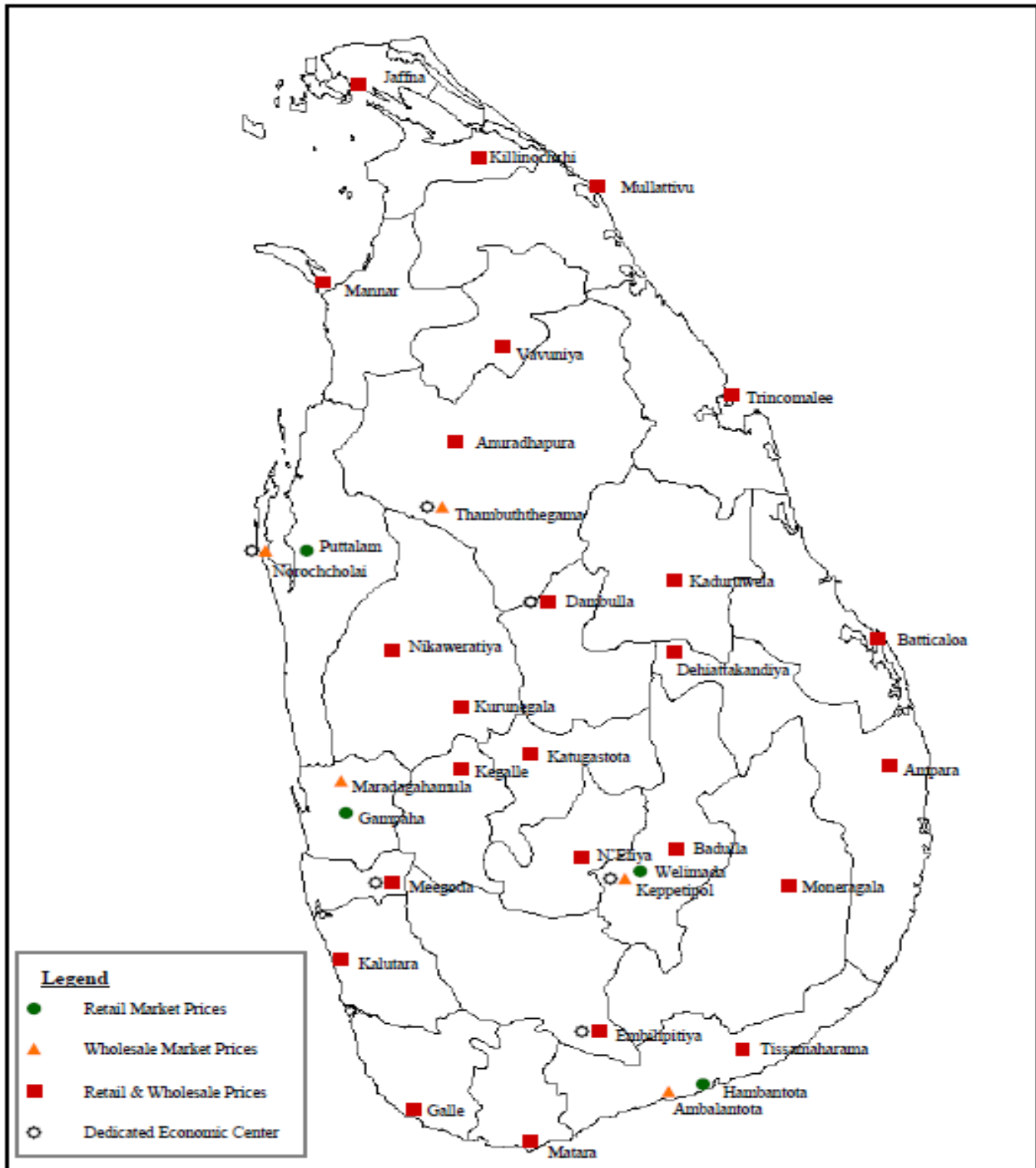
Fruits

Banana Embul	109	1.11	1.09	9.68	0.05	0.64	32.98	13.61	9.39	25.67	0.51	0.23
Anamaalu	102	1.04	0.72	16.4	0.04	0.65	21.07	3.66	8.06	27.02	0.51	0.23

Koli kuttu	107	1.38	0.34	8.8	0.03	0.47	18.12	7.71	8.56	38	0.32	0.14
Pineapple	37	0.41	0.17	5.76	0.04	0.12	17.86	39.36	10.37	10.71	0.3	0.09
Papaya	26	0.42	0.16	171	0.11	0.04	54.85	48.62	16.77	8.9	0.23	0.08
Mangoes (Karthakolomban)	79	0.8	0.92	259	0.01	0.1	35.52	17.74	3.12	6.72	0.1	0.08
Mangoes (Vilad)	44	0.76	0.58	146	0.05	0.26	67.6	29.97	16.93	14.79	0.65	0.19
Apple	62	0.29	0.64	0.36	0.02	0.08	3.43	2.9	3.12	6.72	0.1	0.08
Avacado	144	2.95	13.86	2	0.08	0.18	67.17	9.36	28.48	48.14	0.81	0.75
Wood apple	78	3.09	3.62	0.46	0.01	0.14	6.07	13.58	59.15	25.16	0.45	0.32
Orange	46	1.07	0.37	23.44	0.01	0.28	14.46	20.19	31.18	20.36	0.81	0.35
Guava	39	1.53	0.38	19.67	0.01	0.11	25.24	30.88	6.59	12.02	0.53	0.33
Grapes	49	0.95	10.69	3.22	0.04	0.1	7.07	20.51	7.27	6.86	0.28	0.07
Melon	19	0.65	0.16	130	0.02	0.11	6	8.24	4.05	9.76	0.15	0.1

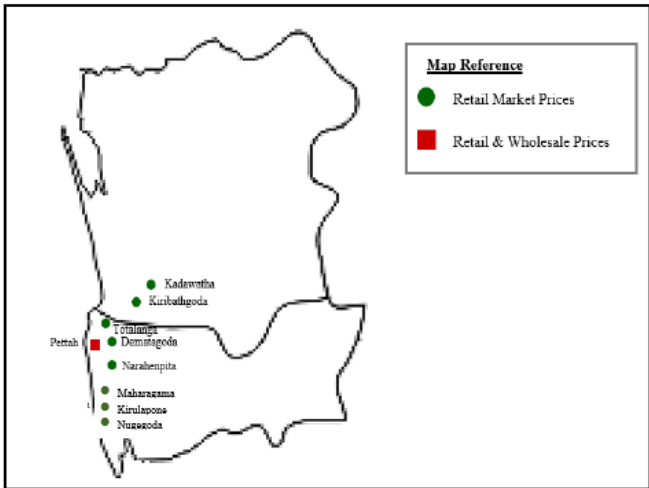
Source: Sri Lanka Food Composition Tables, Ministry of Health - 2021.

Price Collecting Areas



Legend

- Retail Market Prices
- ▲ Wholesale Market Prices
- Retail & Wholesale Prices
- Dedicated Economic Center





HARTI



Ministry of Agriculture

**Food Systems and Market Research Division & Data Management Division
Hector Kobbekaduwa Agrarian Research and Training Institute**

No. 114, Wijerama Mawatha, Colombo 07.

Phone: 011-2696981 Fax: 011-2682283

E-mail: mfpaharti@yahoo.com

Web: www.harti.gov.lk

www.mobitel.lk

දෛනික චිළචිඵ තොග මිල, ජංගම දුරකථනයෙන්

හෙක්ටර් කොච්චෛකඛුව ගොවි කටයුතු පර්යේෂණ හා පුහුණුවිර්මේ ආයතනය අනුමුතයෙන්

මොබිටෙල් ජංගම මිල දර්ශනය

ජාතික ජංගම දුරකථන ජාලයෙන්

6666
අමතන්න.

මොබිටෙල් අද මිල - අභ්‍යන්තර

මොබිටෙල් ජංගම දුරකථන ජාලයෙන් චිළචිඵ තොග මිල දර්ශනය.

විකාචයකට රු.2/-

විකාචයකට රු.2/-