

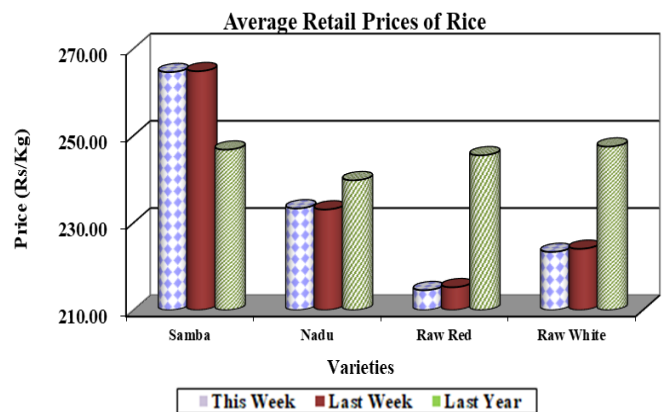
RETAIL MARKET AT A GLANCE

Summary

Paddy

The average price of short grain paddy, both samba and keeri samba had decreased by less than Rs.10.00/kg in most of the major producing areas, except for Polonnaruwa. In Polonnaruwa, price of keeri samba had increased by Rs.8.00/kg. Further, a price decrease of Rs.6.00/kg reported in Matara district for long grain red paddy. Farmgate price for long grain red paddy have ranged between Rs.98.00-110.00/kg in major producing areas in Southern region.

(Page No.01-02)

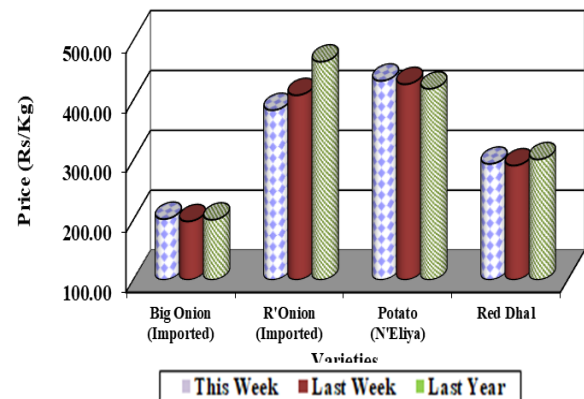


Other Field Crops

Prices of imported red onions had decreased by Rs.25.00/kg due to high supply. However, price of imported big onions has increased by Rs.4.00/kg. Meanwhile, the prices of Nuwara-Eliya potatoes have increased by Rs.6.00/kg. However, the price of imported potatoes has decreased by Rs.5.00/kg. Compared to the same period of the last year, a price increase of 3% was recorded for Nuwara-Eliya potato.

(Page No.02-03)

Average Retail Prices of Other Field Crops

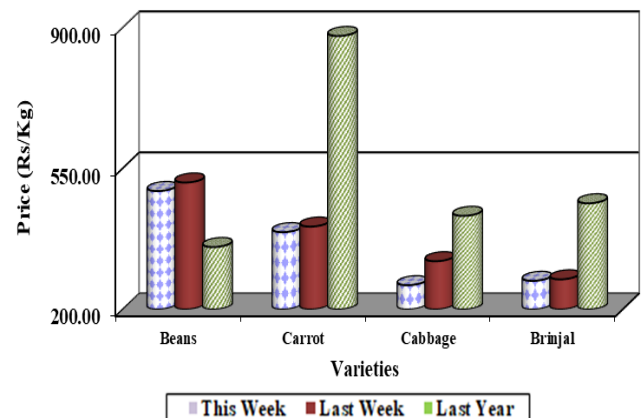


Vegetables

Retail prices of most of the vegetable varieties has decreased in line with the downward wholesale price trend as the commencement of the maha harvesting season. Considering the up-country vegetables, the highest price decrease was reported for beetroot at Rs.80.00/kg, while prices of leeks had decreased by Rs.61.00/kg. Considering low-country vegetable varieties, the highest price decrease was reported for capsicum at Rs.153.00/kg.

(Page No.03-05)

Average Retail Prices of Vegetables



Coconut

There has been no change in the prices of both large and small nuts, compared to last week. The average prices were remained Rs.187.00/nut and Rs.161.00/nut respectively. The price ranges were Rs.170.00-200.00 for a large nut and Rs.150.00-170.00 for a small nut. Compared to the same period of last year, the current retail prices of both large and small nuts had decreased by 19%.

(Page No.05)

Rice

Wholesale

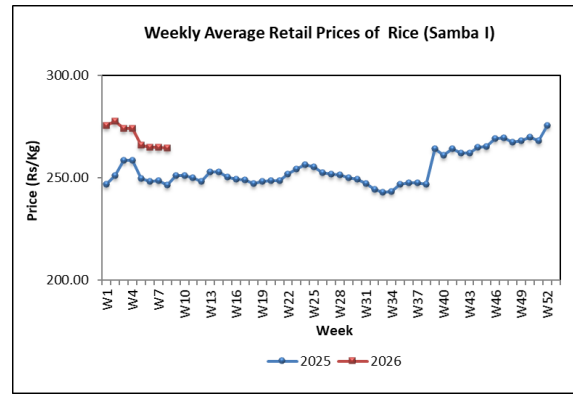
Price of all local rice varieties have decreased due to availability of sufficient stocks and the highest price decrease of 4% recorded for Nadu grade II and price ranged Rs.190.00-195.00/kg. Prices of samba, keerri samba and raw red have decreased in the range of 2%-3% respectively.

Compared to same period of last year, the highest price increase of 21% recorded for keerri samba while the highest price decrease of 14% recorded for raw white and raw red.

Retail

Prices of local keerri samba, local raw red and local raw white have decreased. The highest price increase of Rs.9.00/kg was recorded for imported samba. The highest price decreased of Rs.16.00/kg was recorded for local keerri samba. There is no significant change in the retail price of local samba and local nadu.

Compared to the same period of the last year the highest price increase of 34% was recorded for local keerri samba while the highest price decreased of 13% was recorded for local raw red.



Paddy

The average farmgate prices of major paddy varieties in some major paddy-producing areas have varied marginally over the previous week. Accordingly, the price of short grain (samba) paddy ranged between Rs.110.00–135.00/kg, recording a decrease of Rs.5.00/kg in the Anuradhapura district. In most major producing areas, the price of keerri samba paddy decreased, ranging between Rs.132.00-156.00/kg. Although the price of keerri samba decreased by Rs. 9.00/kg in the Dehiattakandiya, it increased by Rs. 8.00/kg in the Polonnaruwa district. The price of long grain white paddy varied between Rs.78.00–110.00/kg in major producing areas, recording a decrease of Rs. 6.00/kg in the Dehiattakandiya. Additionally, the price of long grain red paddy ranged between Rs.98.00-110.00/kg, recording an increase of Rs. 6.00/kg in the Matara district.

Compared to the same time period last year, the average price of short grain paddy decreased marginally, while the average price of keeri samba paddy increased in major producing areas. In contrast, the average prices of long grain white and long grain red paddy decreased significantly in major producing areas.

Dried Chillies

Wholesale

Price of imported dried chili has increased by 4% and price ranged Rs.850.00-900.00/kg.

Compared to same period of last year, current wholesale price of imported dried chili has increased by 57%.

Retail

Price of imported dried chili has increased by Rs.6.00/kg and price ranged Rs.900.00-1300.00/kg.

Compared to the same period of the last year, current retail price of imported dried chili has increased by 24%.

Onion

Wholesale

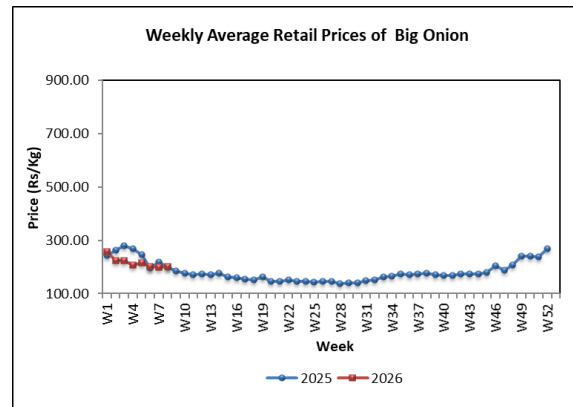
Price of imported red onion has decreased by 2% and price ranged Rs.160.00-

200.00/kg. Price of imported big onion have increased by 2% and price ranged Rs.115.00-145.00/kg.

Compared to same period of last year current wholesale price of imported red onion has decreased by 30% while imported big onion has increased by 15%.

Retail

Price of imported red onions has decreased of Rs.25.00/kg due to high supply of stocks at the market. The price of imported big onions has increased of Rs.4.00/kg.



Compared to the same period of the last year, highest price increase of 1% was recorded for imported big onions and highest price decreased of 17% was recorded for imported red onion.

Potato

Wholesale

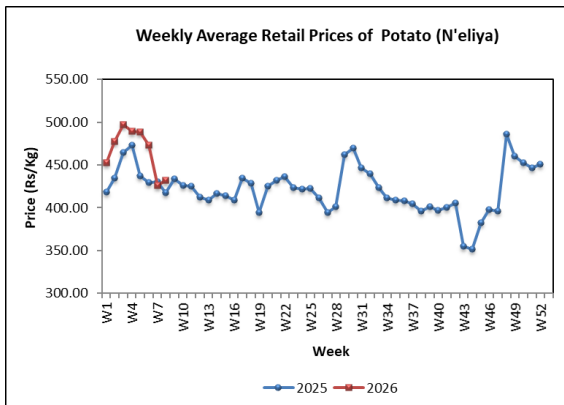
Price of Welimada and Nuwara Eliya potatoes have increased by 14% and 6% respectively due to unavailability of sufficient stocks.

Price ranged Rs.280.00-300.00/kg and Rs.300.00-310.00/kg respectively. Price of imported potato has decreased by 4% and price ranged Rs.120.00-250.00/kg.

Compared to same period of last year, current wholesale price of Nuwara Eliya potato has decreased by 5% while imported potato have increased by 7%.

Retail

The price of Nuwara-Eliya potato has increased of Rs.6.00/kg. The price of imported potatoes has decreased of Rs.5.00/kg.



Compared to the same period of the last year, price increase of 3% was recorded for Nuwara-Eliya potato while a price decrease of 8% was recorded for imported potato.

Pulses

Wholesale

Price of green gram, white cowpea and red cowpea have increased in the range of 3%-7% due to unavailability of sufficient stocks and price ranged Rs.600.00-715.00/kg and Rs.700.00-800.00/kg and Rs.700.00-850.00/kg Price of red dhal has decreased by 4%.

Compared to same period of last year, the highest price increase of 41% was recorded for red cowpea while the highest price decrease of 6% recorded for red dhal

Retail

Prices of all types of pulses varieties have increased and the highest price increase of Rs.6.00/kg was recorded for red cowpea.

Compared to the same period of the last year, highest price increase of 33% was recorded for red cowpea and highest price decreased of 3% was recorded for red dhal.

Vegetables

Wholesale

Prices all the up country and most of the low country vegetable have decreased

further, with increased supply from all major producing areas.

Among the upcountry vegetable varieties, the highest price decrease of 31% was reported for cabbage, due to increased supply from Nuwara Eliya, Puttalam and Welimada areas. Similarly, price of carrot has decreased by 14%, due to increased supply from Nuwara Eliya. In addition, prices of raddish have decreased by 8%, due to high supply from Nuwara Eliya and Welimada. Prices of other up-country vegetables have decreased in the range of 1% and 7% due to high supply.

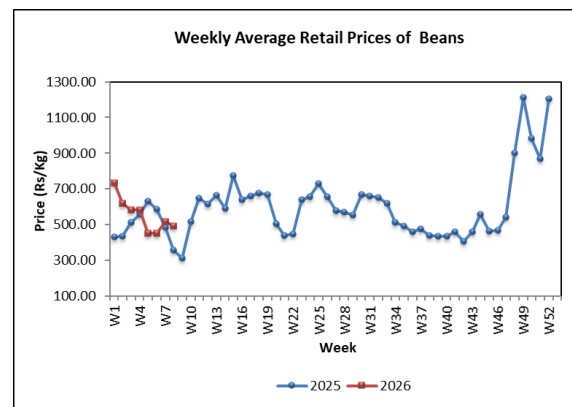
Considering the low country vegetables, the highest price decrease was reported for both ladies fingers and long beans as 23%, due to increased supply from Embilipitiya, Balangoda, Tissamaharama and Puttalam areas.

In addition, prices of capsicum have decreased by 19%, with increased supply from Thalawakele and Puttalam. Next, prices of brinjals and luffa have decreased by 12%, with increased supply. However, prices of pumpkin, bitter gourd, snake gourd and ash plantain have increased slightly, with decrease supply. Prices of green chili and lime have decreased by 19% and 5% respectively, with increased supply from producing areas.

Compared to the same period of last year, the prices of most all the vegetables have decreased, with the highest price decrease of 71% reported for cabbage. But the prices of beans have increase by 118%

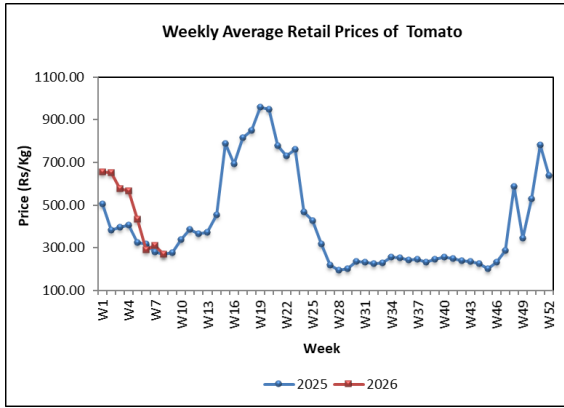
Retail

Retail price of most vegetable varieties decreased. Considering the up - country vegetables, the highest price decrease was reported for beetroot at Rs. 80.00/kg, while prices of leeks decreased by Rs.61.00/kg.



Considering low-country vegetable varieties, the highest price decrease was reported for capsicum at Rs.153.00/kg. While price of chilies decreased by Rs.58.00/kg. While price of ladies finger has decreased by Rs.52.00/kg.

Compared to the same period last year, prices of most varieties have decreased, with a notable 50% decrease reported for capsicum.



**Coconut
Wholesale**

Supply and prices of coconut has not changed over the last week. Price ranges were Rs.160.00-170.00 for a large nut and Rs.140.00-150.00 for a small nut.

Compared to the same period of last year, the current wholesale prices of both large and nuts have decreased by 18%.

Retail

There has been no change in the prices of both large and small nuts compared to the previous week. The price ranges were Rs.170.00-200.00 for a large nut and Rs.150.00-170.00 for a small nut.

Compared to the same period of last year, the current retail prices of both large and small nuts have decreased by 19%.

**Fruits
Wholesale**

Prices of most of the fruit varieties have decreased due to high supply to the market. The highest price decrease of 18% was reported for mango karthakolomban. Further, price of avocado has decreased by 10% due to limited supply. However, price of kolikuttu banana has increased by 28% due to low supply and high demand.

Compared to the same period of last year, current prices of most of the fruit varieties have increased and the highest price increase of 143% was noted for slime apple.

Retail

Retail prices of most of the fruit varieties have also decreased. The highest price decrease was reported for karthakolomban mango by Rs.102.00/fruit. Price of avocado has decreased by Rs.53.00/fruit and prices of medium size of pineapple and small size pineapple have decreased by Rs.18.00/fruit and Rs.15.00/fruit respectively. Also, price of papaw has decreased by Rs.11.00/ fruit. However, the prices of imported grapes have increased by Rs.64.00/kg.

Compared to the same period of last year, prices of most of fruit varieties have increased while the highest price increase of 61% reported for avocado.

Fresh Fish

Wholesale

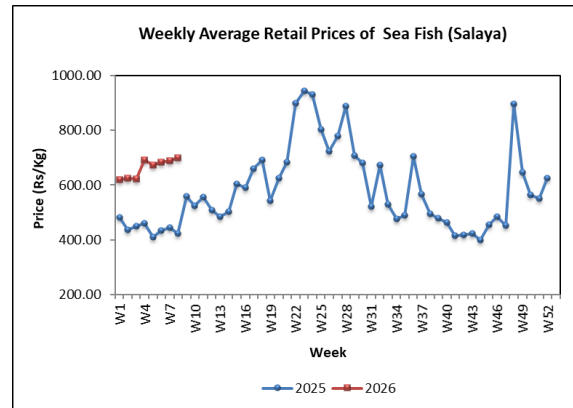
Wholesale prices of most fish varieties increased, ranging between 4% and 23%. The highest price increase of 23% was recorded for hurulla, with prices ranging from Rs.900.00 to Rs.1200.00/kg. The second highest price increase of 8% was recorded for salaya, with prices ranging from Rs.400.00 to Rs.600.00 per kilogram. Meanwhile, the price of prawns decreased by 11%, with prices ranging from Rs.1800.00 to Rs.2600.00 per kilogram.

Compared to the same period last year, wholesale prices of most fish varieties have increased, with the highest price increase recorded for salaya.

Retail

Retail prices of fish other than shrimp, thalpath and thora have increased during this week. The price increase was recorded in the range of Rs.8.00-50.00 per kilogram. The maximum price increase was recorded for paraw at Rs.50.00/kg. The second and third price increases were recorded for

kelawallala and hurulla, which were Rs.42.00/kg and Rs.35.00/kg respectively. The maximum price decrease was recorded for shrimp, which was Rs.122.00/kg.



When compared to the same period of the last year, retail prices of all fish species have increased in the range of 28%-66%, with the maximum price increase being recorded for salaya at 66%.

Dried Fish

Wholesale

Wholesale prices of most local and imported dried fish varieties increased, ranging from 1% to 15%. The highest price increase of 15% was recorded for imported maduwa, with prices ranging from Rs. 1000.00 to Rs. 1100.00/kg. The second highest price increase of 7% was recorded for local maduwa, with prices ranging from Rs. 1400.00 to Rs. 1800.00/kg.

Meanwhile, the price of local anguluwa decreased by 14%, with prices ranging from Rs.1700.00 to Rs.1800.00/kg.

Compared to the same period last year, wholesale prices of most dried fish varieties have increased, with the highest price increase recorded for local balaya.

Retail

Retail prices of other dry fish species except balaya, salaya and angulua have increased. The price increase was recorded in the range of Rs.6.00-220.00/kg. The maximum price increase was recorded for thora. It was Rs.220.00/kg. The second and third highest price increases were recorded for local sprat and mora, which were Rs.164.00/kg and Rs.62.00/kg respectively. The maximum price decrease was recorded for angulua, which was Rs.215.00/kg.

Compared to the same period last year, the retail prices of all types of dried fish, except salaya, have increased in the range of 5%-35%, with the maximum price increase recorded for local sprats being 35%.

Eggs

Wholesale

The prices of brown eggs have increased by while the prices of white eggs remained same as the last week. Price range of a brown egg was Rs.35.00-36.00 and the price range of a white egg was Rs. 33.00-34.00.

Compared to the same period of last year, current wholesale price of brown eggs have increased by 22% and white eggs have increased by 28% respectively.

Retail

White and red egg prices have increased by Rs.1.00 each. The price range of white eggs is reported to be between Rs.36.00-38.00 per egg. The price range of brown eggs is reported to be between Rs.34.00-36.00 per egg.

compared to the same period last year, the retail price of red eggs has increased by 14% and the retail price of white eggs has increased by 16% per egg.

Meat

Retail

Retail prices of all types of meat were reported to have increased. The maximum price increase was reported for skinless

boiler chicken which was Rs.98.00/kg. The price increase for skinless curry chicken was reported to be Rs.58.00/kg. The price increase for mutton was Rs.30.00/kg the price increase for beef was Rs.34.00/kg and the price increase for pork was reported at Rs.33.00/kg.

Compared to the same period last year, retail prices of all meats increased by 10%-110%. The highest price increase was reported for pork at 110%.

NOTE

The Food Commodities Bulletin is a weekly publication containing information relating to wholesale and retail prices of selected food commodities in nine selected markets in and around Colombo and main markets in the major producing areas.

The information is analyzed and presented as prevailing prices, price ranges, averages, and a comparison of weekly prices. The changes in prices reported are always with price prevailed during the previous week unless otherwise stated.

The frequency of collection of wholesale price information is twice a week (i.e., Tuesday and Friday) while with retail prices, it is thrice a week (i.e., Friday, Monday, and Tuesday).

Table 01: Selected Markets: Wholesale Price of Rice (Rs/50kg bag)

Week 08: 20 - 26 Feb 2026

LOCATIONS	Rice Varieties													
	Samba 1		Samba 2		Keeri Samba		Nadu 1		Nadu 2		Raw Red		Raw White	
Colombo	12000	12250	11750	11900	15000	16000	10000	10250	9500	9750	9000	10000	9250	9750
Divulapitiya	14000	14250	11450	12500	15500	17500	11350	11400	9400	10000	8750	10000	9000	10000
Kurunegala	-	-	11900	12000	-	-	11350	11400	9750	10000	-	-	9400	9750
Nikaweratiya	13250	13500	12000	12250	16750	17250	11200	11450	9500	10000	-	-	9400	9900
Badulla	-	-	-	-	-	-	-	-	-	-	-	-	-	-
Puttalam	13750	14000	13000	13000	17000	17750	11350	11500	10500	10750	10500	10500	10000	10250
Dambulla	14000	14250	12500	12650	-	-	11250	11300	10000	10250	10000	10250	9750	10000
Anuradhapura	14250	14250	12000	12250	17750	18000	11250	11400	9750	10750	10250	10750	9500	10000
Tambuttegama	14500	14500	11600	11750	-	-	11300	11400	9750	10600	10750	10900	9600	9900
Polonnaruwa	-	-	-	-	-	-	11100	11250	-	-	10800	10900	-	-
Kalutara	-	-	-	-	-	-	11250	11350	10000	10500	8500	10250	9000	10000
Ampara	-	-	12000	12000	-	-	11500	11500	10250	11000	7500	9150	9000	9750
Kandy	12750	13000	12000	12250	16750	17000	10500	10800	10100	10250	9500	10000	9900	10250
Moneragala	-	-	12000	12500	17500	18000	11300	11400	-	-	8500	9000	9000	9500
Kegalle	-	-	-	-	-	-	-	-	-	-	-	-	-	-
Dehiattakandiya	14000	14000	-	-	17500	17500	11250	11350	11000	11150	10750	10750	9100	10000
Hambantota	-	-	-	-	-	-	11250	11250	-	-	8000	8250	9750	9750
Matara	-	-	-	-	-	-	11000	11300	10400	10750	8600	8800	9500	10000
Galle	-	-	-	-	-	-	-	-	-	-	-	-	-	-
Meegoda	-	-	11900	12000	-	-	10400	10750	9400	10200	8500	9000	9400	9800
Tissamaharama	-	-	-	-	-	-	11400	11450	-	-	8800	8900	9650	9700
Embilipitiya	12850	12900	11950	12000	17250	17300	11300	11350	10500	10600	7750	8000	9200	9300
Jaffna	-	-	-	-	17100	17200	11250	11300	-	-	10000	10200	10000	10200
Vavuniya	-	-	-	-	-	-	11000	11250	-	-	9500	10000	10000	10400
Mannar	-	-	12250	12400	15500	15750	10500	10750	-	-	9850	9900	10000	10500
Killinochchi	-	-	-	-	-	-	10500	10750	-	-	9250	9500	10000	10250
Mullattivu	-	-	12000	12300	-	-	11000	11250	-	-	9500	9750	10250	10400
Batticaloa	-	-	12000	12250	15750	16000	-	-	10000	10250	9250	9250	9250	9250
Trincomalee	-	-	-	-	-	-	-	-	-	-	-	-	-	-
Galenbindunuwew	-	-	11900	11950	-	-	11250	11400	11000	11100	10750	10900	10350	10550
Matale	-	-	-	-	-	-	11000	11250	9750	10250	8750	9750	9000	9750

09

Table 02: Selected Markets: Retail Price of Rice (Rs/kg)

Week 08: 20 - 26 Feb 2026

LOCATIONS	Rice Varieties													
	Samba 1		Samba 2		Keeri Samba		Nadu 1		Nadu 2		Raw Red		Raw White	
Colombo	260.00	280.00	-	-	340.00	380.00	230.00	240.00	-	-	200.00	220.00	220.00	230.00
Gampaha	-	-	237.00	240.00	-	-	230.00	230.00	218.00	225.00	214.00	220.00	200.00	220.00
Kurunegala	-	-	240.00	240.00	-	-	230.00	230.00	220.00	225.00	215.00	220.00	210.00	220.00
Nikaweratiya	270.00	275.00	250.00	255.00	350.00	365.00	230.00	235.00	195.00	205.00	-	-	190.00	200.00
Dambulla	285.00	290.00	255.00	260.00	360.00	370.00	227.00	230.00	215.00	220.00	210.00	215.00	210.00	215.00
Anuradhapura	290.00	290.00	245.00	250.00	365.00	370.00	230.00	230.00	200.00	220.00	210.00	220.00	200.00	210.00
Thambuththegama	300.00	300.00	238.00	240.00	370.00	370.00	230.00	230.00	210.00	215.00	218.00	220.00	210.00	215.00
Polonnaruwa	-	-	240.00	240.00	-	-	230.00	230.00	-	-	220.00	220.00	220.00	220.00
Kaluthara	260.00	275.00	240.00	250.00	340.00	360.00	230.00	230.00	210.00	220.00	180.00	215.00	190.00	220.00
Badulla	-	-	-	-	-	-	-	-	-	-	-	-	-	-
Keppetipola	260.00	260.00	240.00	250.00	-	-	225.00	226.00	218.00	220.00	170.00	180.00	195.00	200.00
Moneragala	-	-	245.00	255.00	365.00	370.00	230.00	230.00	-	-	180.00	190.00	190.00	200.00
Kegalle	-	-	-	-	-	-	230.00	230.00	220.00	220.00	220.00	220.00	220.00	220.00
Ampara	-	-	240.00	250.00	360.00	360.00	230.00	230.00	210.00	220.00	188.00	220.00	185.00	220.00
Dehiattakandiya	290.00	290.00	-	-	360.00	360.00	230.00	230.00	225.00	225.00	220.00	220.00	195.00	220.00
Nuwaraeliya	270.00	270.00	250.00	260.00	360.00	380.00	225.00	228.00	215.00	220.00	180.00	190.00	196.00	210.00
Kandy	270.00	275.00	245.00	250.00	360.00	365.00	228.00	230.00	220.00	222.00	210.00	218.00	210.00	218.00
Puttalam	280.00	290.00	250.00	260.00	355.00	360.00	230.00	230.00	210.00	220.00	220.00	220.00	210.00	220.00
Hambantota	-	-	260.00	260.00	-	-	230.00	230.00	-	-	170.00	175.00	200.00	200.00
Rathnapura	280.00	290.00	-	-	350.00	360.00	228.00	235.00	217.00	220.00	190.00	198.00	210.00	220.00
Matara	260.00	270.00	240.00	250.00	340.00	350.00	230.00	230.00	210.00	220.00	175.00	185.00	195.00	210.00
Galle	-	-	-	-	-	-	-	-	-	-	-	-	-	-
Tissamaharama	-	-	240.00	240.00	-	-	230.00	230.00	-	-	180.00	182.00	195.00	200.00
Meegoda (DEC)	-	-	240.00	245.00	-	-	225.00	230.00	210.00	215.00	200.00	210.00	210.00	220.00
Embilipitiya	260.00	260.00	240.00	240.00	348.00	350.00	230.00	230.00	215.00	220.00	164.00	170.00	195.00	210.00
Jaffna	-	-	-	-	-	-	230.00	232.00	-	-	210.00	215.00	220.00	222.00
Vavuniya	-	-	-	-	-	-	225.00	235.00	-	-	200.00	208.00	218.00	220.00
Mannar	-	-	258.00	260.00	340.00	350.00	230.00	235.00	-	-	210.00	220.00	210.00	220.00
Killinochchi	-	-	-	-	-	-	224.00	225.00	220.00	220.00	195.00	200.00	210.00	215.00
Mullaittivu	-	-	245.00	250.00	-	-	225.00	230.00	-	-	195.00	198.00	210.00	213.00
Batticaloa	-	-	245.00	252.00	340.00	350.00	-	-	205.00	210.00	195.00	200.00	195.00	200.00
Trincomalee	-	-	250.00	250.00	340.00	350.00	230.00	235.00	-	-	205.00	210.00	215.00	220.00
Hanguranketha	-	-	240.00	240.00	-	-	228.00	230.00	-	-	202.00	210.00	206.00	215.00
Veyangoda	-	-	240.00	240.00	-	-	230.00	230.00	200.00	215.00	215.00	220.00	200.00	220.00
Galenbindunuwewa	-	-	240.00	240.00	-	-	230.00	230.00	225.00	225.00	220.00	220.00	210.00	220.00
Bandarawela	-	-	-	-	360.00	365.00	230.00	230.00	-	-	180.00	190.00	190.00	200.00
Matale	275.00	280.00	-	-	350.00	360.00	226.00	228.00	208.00	220.00	210.00	215.00	205.00	215.00

Table 04: Selected Markets: Wholesale Price of Subsidiary Food (Rs/50kg)

Week 08: 20 - 26 Feb 2026

LOCATION	Dried Chillies	Red Onion		Big Onion	Potato			Pulses		
	Imported	Imported	Local		Imported	Welimada	Nuwara Eliya	Green Gram	Cowpea	Red Dhal
Colombo	42500 - 47500	8000 - 10000	-	5750 - 7250	6000 - 12500	14000 - 15000	15500 - 16500	30000 - 35750	35000 - 40000	12250 - 12500
Kurunegala	43500 - 45000	11000 - 11500	-	7000 - 7750	6250 - 6750	-	-	31500 - 32000	37000 - 37500	12250 - 12500
Nikaweratiya	44000 - 46000	11000 - 12000	-	7750 - 8350	6500 - 7250	-	-	43000 - 44000	37000 - 37500	12250 - 12750
Dehiattakandiya	44000 - 46000	11000 - 15000	-	7250 - 8250	7000 - 7500	-	-	30000 - 37500	36000 - 37000	12250 - 13000
Dambulla (DEC)	43000 - 44000	11000 - 11000	-	6500 - 6750	6500 - 7000	12500 - 12750	15000 - 15500	27500 - 29000	27500 - 30000	12250 - 12500
Anuradhapura	45000 - 47500	12500 - 15000	-	7500 - 8500	6750 - 8000	-	-	32500 - 35000	37500 - 45000	12400 - 13000
Thambuththegama	46000 - 47500	11000 - 11500	-	6500 - 7000	6500 - 7000	-	-	26000 - 27500	35000 - 35000	12000 - 12250
Polonnaruwa	45000 - 47500	14000 - 15000	-	8000 - 9000	7000 - 8500	-	19000 - 21000	35000 - 36000	47500 - 49000	12000 - 12500
Kaluthara	43500 - 47000	11500 - 12000	-	7500 - 8000	7000 - 7500	-	-	32500 - 33500	40000 - 44500	12500 - 13250
Puttalam	42000 - 42500	19000 - 20000	10000 - 14000	7000 - 8000	6750 - 7250	-	-	34000 - 35000	40000 - 43000	12500 - 13000
Kandy	46000 - 47500	12400 - 12500	-	7250 - 7500	7000 - 7250	13500 - 14000	15000 - 15500	30000 - 32500	40000 - 42500	12250 - 12500
Matara	46000 - 47500	11500 - 12500	-	7250 - 8000	7250 - 7500	-	-	31500 - 35000	37500 - 39000	12800 - 13250
Hambantota	45000 - 47500	10000 - 12500	-	7250 - 7500	6750 - 7250	-	16000 - 19000	27500 - 30000	40000 - 40000	12250 - 12800
Kegalle	42000 - 45000	13000 - 13500	-	8000 - 9000	7200 - 7500	-	-	33000 - 34000	38000 - 39000	12500 - 13000
Galle	-	-	-	-	-	-	-	-	-	-
Tissamaharama	43500 - 44000	13000 - 13500	-	6750 - 7000	7250 - 7500	-	17000 - 17500	29000 - 30000	-	12000 - 12250
Meegoda (DEC)	43500 - 44000	9500 - 10500	-	7000 - 7500	6500 - 6750	13500 - 14000	15500 - 16000	30500 - 32500	35000 - 40000	12250 - 12750
Jaffna	41500 - 41500	-	14900 - 15000	9250 - 9500	9200 - 9500	-	-	32800 - 33100	-	13000 - 13200
Vavuniya	45000 - 46000	10000 - 12000	-	8000 - 8500	7250 - 8000	-	-	30000 - 32500	-	13000 - 13500
Mannar	40000 - 42500	13000 - 14000	-	7500 - 8000	6750 - 7000	-	-	30000 - 34000	-	12500 - 12500
Killinochchi	45000 - 47000	-	-	7500 - 8000	7000 - 8000	-	-	32000 - 33000	-	12500 - 12750
Mullattivu	45500 - 46500	-	14500 - 15500	8500 - 9500	7000 - 8500	-	-	33000 - 35000	-	12500 - 12750
Batticaloa	40000 - 42500	8750 - 10000	-	6750 - 7000	6000 - 6000	-	15000 - 17500	29000 - 30000	35000 - 35000	12000 - 12000
Trincomalee	-	-	-	-	-	-	-	-	-	-
Galenbindunuwewa	46000 - 49000	15250 - 18250	-	8000 - 9500	7500 - 9500	-	-	30500 - 36500	40000 - 42000	12250 - 13000
Matale	44500 - 45000	13000 - 14000	-	7250 - 7500	7250 - 7500	-	-	28750 - 32500	32500 - 35000	12250 - 12500

Table 05: Selected Markets: Retail Price of Subsidiary Food Crops (Rs/kg)

Week 08: 20 - 26 Feb 2026

LOCATIONS	Dried Chillies	Red Onion		Big Onion	Potato			Pulses		
	Imported	Imported	Local		Imported	Welimada	Nuwara Eliya	Green Gram	Cowpea	Red Dhal
Colombo	900.00 - 1300.00	300.00 - 480.00	-	170.00 - 240.00	160.00 - 240.00	350.00 - 360.00	380.00 - 480.00	700.00 - 1000.00	900.00 - 1200.00	260.00 - 320.00
Gampaha	940.00 - 1200.00	360.00 - 480.00	-	200.00 - 240.00	200.00 - 240.00	-	440.00 - 480.00	690.00 - 1000.00	760.00 - 980.00	250.00 - 300.00
Kurunegala	960.00 - 1000.00	300.00 - 350.00	-	170.00 - 190.00	170.00 - 200.00	-	-	680.00 - 760.00	780.00 - 900.00	250.00 - 270.00
Nikaweratiya	920.00 - 950.00	280.00 - 300.00	-	170.00 - 200.00	160.00 - 180.00	-	-	650.00 - 690.00	880.00 - 930.00	245.00 - 260.00
Dambulla	950.00 - 1000.00	300.00 - 360.00	-	160.00 - 200.00	160.00 - 180.00	-	-	780.00 - 850.00	850.00 - 900.00	260.00 - 270.00
Anuradhapura	950.00 - 1000.00	300.00 - 380.00	-	170.00 - 200.00	160.00 - 200.00	-	-	700.00 - 800.00	800.00 - 1000.00	260.00 - 280.00
Thambuththegama	1000.00 - 1100.00	320.00 - 380.00	-	160.00 - 200.00	165.00 - 180.00	-	-	750.00 - 800.00	900.00 - 1000.00	248.00 - 255.00
Polonnaruwa	1000.00 - 1150.00	320.00 - 360.00	-	200.00 - 200.00	180.00 - 200.00	-	440.00 - 480.00	720.00 - 760.00	980.00 - 1040.00	260.00 - 300.00
Kaluthara	940.00 - 1000.00	300.00 - 320.00	-	180.00 - 200.00	160.00 - 200.00	-	400.00 - 440.00	650.00 - 760.00	840.00 - 1000.00	250.00 - 270.00
Badulla	-	-	-	-	-	-	-	-	-	-
Keppetipola	880.00 - 950.00	260.00 - 280.00	-	180.00 - 190.00	160.00 - 165.00	300.00 - 340.00	-	720.00 - 750.00	870.00 - 880.00	245.00 - 255.00
Moneragala	960.00 - 1000.00	300.00 - 380.00	-	180.00 - 200.00	180.00 - 200.00	360.00 - 400.00	-	700.00 - 760.00	800.00 - 900.00	270.00 - 300.00
Kegalle	950.00 - 1000.00	280.00 - 300.00	-	180.00 - 200.00	160.00 - 200.00	360.00 - 380.00	-	740.00 - 760.00	800.00 - 840.00	270.00 - 300.00
Ampara	950.00 - 980.00	280.00 - 300.00	-	160.00 - 170.00	160.00 - 170.00	320.00 - 400.00	-	700.00 - 790.00	800.00 - 850.00	245.00 - 260.00
Dehiattakandiya	950.00 - 1000.00	280.00 - 360.00	-	160.00 - 190.00	160.00 - 180.00	-	-	650.00 - 850.00	780.00 - 800.00	250.00 - 280.00
Nuwaraeliya	950.00 - 980.00	280.00 - 300.00	-	185.00 - 200.00	170.00 - 180.00	-	340.00 - 350.00	680.00 - 750.00	860.00 - 880.00	245.00 - 255.00
Kandy	980.00 - 1000.00	380.00 - 400.00	-	200.00 - 220.00	160.00 - 180.00	360.00 - 380.00	400.00 - 420.00	700.00 - 900.00	960.00 - 1000.00	270.00 - 290.00
Puttalam	900.00 - 1000.00	480.00 - 480.00	400.00 - 480.00	170.00 - 200.00	160.00 - 180.00	-	-	750.00 - 850.00	900.00 - 1000.00	270.00 - 280.00
Rathnapura	960.00 - 1200.00	280.00 - 280.00	-	170.00 - 200.00	160.00 - 210.00	350.00 - 360.00	-	620.00 - 690.00	740.00 - 820.00	260.00 - 270.00
Hambantota	1000.00 - 1000.00	280.00 - 300.00	-	170.00 - 200.00	160.00 - 200.00	-	400.00 - 480.00	600.00 - 700.00	800.00 - 900.00	250.00 - 260.00
Matara	940.00 - 1000.00	300.00 - 320.00	-	170.00 - 190.00	160.00 - 180.00	360.00 - 360.00	380.00 - 400.00	650.00 - 800.00	800.00 - 850.00	280.00 - 300.00
Galle	-	-	-	-	-	-	-	-	-	-
Tissamaharama	950.00 - 1000.00	300.00 - 320.00	-	170.00 - 180.00	170.00 - 200.00	-	380.00 - 400.00	650.00 - 690.00	-	260.00 - 280.00
Meegoda (DEC)	960.00 - 1000.00	300.00 - 360.00	-	170.00 - 190.00	160.00 - 180.00	360.00 - 360.00	400.00 - 400.00	700.00 - 800.00	900.00 - 960.00	260.00 - 280.00
Embilipitiya	940.00 - 1000.00	280.00 - 320.00	-	158.00 - 170.00	155.00 - 170.00	380.00 - 400.00	-	700.00 - 750.00	850.00 - 900.00	255.00 - 300.00
Jaffna	980.00 - 1100.00	-	-	180.00 - 200.00	160.00 - 170.00	-	-	700.00 - 720.00	-	260.00 - 270.00
Vavuniya	940.00 - 960.00	280.00 - 300.00	-	180.00 - 200.00	200.00 - 220.00	-	-	700.00 - 720.00	-	270.00 - 280.00
Mannar	950.00 - 1000.00	-	-	180.00 - 180.00	180.00 - 180.00	-	-	700.00 - 720.00	-	270.00 - 280.00
Killinochchi	950.00 - 1000.00	-	-	180.00 - 200.00	170.00 - 190.00	-	-	670.00 - 700.00	-	260.00 - 265.00
Mullaittivu	930.00 - 950.00	-	-	-	160.00 - 170.00	-	-	690.00 - 720.00	-	255.00 - 260.00
Batticaloa	950.00 - 1000.00	-	-	200.00 - 230.00	200.00 - 220.00	350.00 - 350.00	400.00 - 450.00	650.00 - 650.00	800.00 - 850.00	260.00 - 270.00
Trincomalee	950.00 - 980.00	270.00 - 280.00	340.00 - 350.00	180.00 - 200.00	170.00 - 180.00	-	-	680.00 - 720.00	1000.00 - 1050.00	265.00 - 270.00
Hanguranketha	950.00 - 1000.00	-	300.00 - 375.00	170.00 - 190.00	160.00 - 170.00	-	-	685.00 - 700.00	760.00 - 850.00	260.00 - 260.00
Veyangoda	920.00 - 1000.00	320.00 - 400.00	-	160.00 - 200.00	180.00 - 220.00	360.00 - 400.00	-	720.00 - 800.00	800.00 - 1000.00	260.00 - 300.00
Galenbindunuwewa	940.00 - 1000.00	320.00 - 380.00	-	180.00 - 220.00	170.00 - 210.00	-	-	630.00 - 750.00	820.00 - 860.00	255.00 - 270.00
Bandarawela	950.00 - 1050.00	300.00 - 360.00	-	180.00 - 200.00	170.00 - 190.00	320.00 - 340.00	-	650.00 - 750.00	850.00 - 900.00	260.00 - 270.00
Matale	920.00 - 1000.00	300.00 - 320.00	-	170.00 - 200.00	170.00 - 200.00	-	-	720.00 - 760.00	850.00 - 900.00	250.00 - 260.00

Table 06: Selected Markets: Wholesale Price of Vegetables(Rs/kg)

Week 08: 20 - 26 Feb 2026

Locations	Butter Beans	Green Beans	Carrot	Leeks	Beetroot	Knolkhol
Colombo	-	350.00 - 450.00	180.00 - 230.00	160.00 - 200.00	100.00 - 200.00	100.00 - 150.00
Meegoda (DEC)	-	400.00 - 470.00	240.00 - 290.00	210.00 - 240.00	110.00 - 140.00	170.00 - 190.00
Dambulla (DEC)	-	280.00 - 350.00	200.00 - 250.00	200.00 - 250.00	80.00 - 100.00	140.00 - 160.00
Keppetipola (DEC)	-	320.00 - 350.00	140.00 - 170.00	160.00 - 180.00	140.00 - 160.00	130.00 - 150.00
Norochchole (DEC)	-	-	-	-	120.00 - 150.00	120.00 - 150.00
Nuwara Eliya	-	330.00 - 360.00	250.00 - 270.00	190.00 - 210.00	120.00 - 130.00	120.00 - 130.00
Kandy	-	400.00 - 450.00	240.00 - 260.00	230.00 - 250.00	130.00 - 140.00	130.00 - 150.00
Hambantota	-	-	-	-	-	-
Thambuththegama (DEC)	-	350.00 - 400.00	270.00 - 300.00	200.00 - 240.00	100.00 - 140.00	-
Jaffna	-	-	-	-	-	-
Bandarawela	-	300.00 - 330.00	170.00 - 200.00	170.00 - 200.00	160.00 - 170.00	120.00 - 140.00
Veyangoda	-	360.00 - 400.00	200.00 - 270.00	200.00 - 220.00	80.00 - 110.00	140.00 - 180.00

Locations	Raddish	Cabbage	Tomato	Ladies Fingers	Brinjal	Capsicum
Colombo	40.00 - 50.00	70.00 - 120.00	120.00 - 150.00	70.00 - 120.00	80.00 - 130.00	350.00 - 500.00
Meegoda (DEC)	70.00 - 90.00	120.00 - 150.00	130.00 - 160.00	140.00 - 160.00	130.00 - 160.00	400.00 - 450.00
Moneragala	80.00 - 100.00	150.00 - 200.00	130.00 - 150.00	120.00 - 150.00	130.00 - 150.00	500.00 - 550.00
Dambulla (DEC)	25.00 - 40.00	80.00 - 120.00	100.00 - 120.00	120.00 - 140.00	100.00 - 130.00	350.00 - 400.00
Keppetipola (DEC)	30.00 - 40.00	60.00 - 80.00	120.00 - 150.00	130.00 - 140.00	100.00 - 120.00	320.00 - 350.00
Norochchole (DEC)	60.00 - 70.00	180.00 - 200.00	160.00 - 200.00	140.00 - 160.00	180.00 - 200.00	650.00 - 700.00
Nuwara Eliya	40.00 - 60.00	110.00 - 120.00	140.00 - 160.00	140.00 - 150.00	120.00 - 130.00	330.00 - 360.00
Kandy	60.00 - 70.00	100.00 - 130.00	120.00 - 130.00	120.00 - 140.00	130.00 - 150.00	420.00 - 450.00
Hambantota	80.00 - 130.00	-	80.00 - 100.00	100.00 - 120.00	100.00 - 120.00	450.00 - 500.00
Thambuththegama (DEC)	50.00 - 70.00	110.00 - 140.00	90.00 - 110.00	80.00 - 100.00	70.00 - 100.00	400.00 - 480.00
Tissamaharama	120.00 - 140.00	180.00 - 200.00	140.00 - 150.00	140.00 - 150.00	140.00 - 160.00	480.00 - 500.00
Jaffna	-	-	-	-	-	-
Bandarawela	30.00 - 40.00	70.00 - 90.00	100.00 - 130.00	100.00 - 120.00	90.00 - 120.00	330.00 - 350.00
Veyangoda	60.00 - 80.00	100.00 - 140.00	120.00 - 150.00	130.00 - 170.00	120.00 - 160.00	320.00 - 380.00

Locations	Pumpkin	Cucumber	Bitter Gourd	Snake Gourd	Drumstick	Luffa
Colombo	100.00 - 130.00	40.00 - 60.00	300.00 - 400.00	100.00 - 150.00	-	160.00 - 250.00
Meegoda (DEC)	95.00 - 105.00	50.00 - 70.00	330.00 - 400.00	130.00 - 150.00	-	150.00 - 200.00
Moneragala	100.00 - 120.00	60.00 - 100.00	300.00 - 350.00	170.00 - 200.00	-	150.00 - 200.00
Dambulla (DEC)	70.00 - 90.00	30.00 - 40.00	280.00 - 350.00	90.00 - 110.00	-	100.00 - 120.00
Keppetipola (DEC)	90.00 - 100.00	50.00 - 60.00	300.00 - 320.00	100.00 - 120.00	-	170.00 - 190.00
Norochchole (DEC)	100.00 - 130.00	50.00 - 60.00	450.00 - 500.00	150.00 - 200.00	-	200.00 - 240.00
Nuwara Eliya	100.00 - 120.00	50.00 - 60.00	320.00 - 340.00	120.00 - 130.00	-	190.00 - 200.00
Kandy	100.00 - 110.00	50.00 - 60.00	330.00 - 350.00	100.00 - 120.00	-	160.00 - 180.00
Hambantota	100.00 - 150.00	30.00 - 80.00	350.00 - 450.00	150.00 - 150.00	-	150.00 - 200.00
Thambuththegama (DEC)	75.00 - 90.00	20.00 - 30.00	320.00 - 360.00	90.00 - 110.00	-	120.00 - 150.00
Tissamaharama	120.00 - 140.00	40.00 - 60.00	370.00 - 400.00	120.00 - 140.00	-	160.00 - 180.00
Jaffna	-	-	-	-	-	-
Bandarawela	100.00 - 120.00	50.00 - 60.00	270.00 - 300.00	120.00 - 130.00	-	180.00 - 200.00
Veyangoda	90.00 - 110.00	40.00 - 60.00	340.00 - 380.00	100.00 - 130.00	-	150.00 - 170.00

Table 06 (Contd.)

	Long Beans	Ash Plantain	Green Chillies	Lime	Sweet Potatoe	Manioc
Colombo	80.00 - 150.00	140.00 - 180.00	200.00 - 300.00	60.00 - 90.00	130.00 - 170.00	100.00 - 120.00
Meegoda (DEC)	90.00 - 140.00	150.00 - 180.00	280.00 - 350.00	80.00 - 110.00	120.00 - 140.00	100.00 - 120.00
Moneragala	100.00 - 120.00	100.00 - 130.00	300.00 - 400.00	120.00 - 140.00	150.00 - 200.00	80.00 - 90.00
Dambulla (DEC)	100.00 - 150.00	140.00 - 150.00	250.00 - 300.00	60.00 - 90.00	100.00 - 130.00	80.00 - 100.00
Keppetipola (DEC)	140.00 - 150.00	140.00 - 150.00	180.00 - 220.00	80.00 - 90.00	140.00 - 160.00	100.00 - 110.00
Norochhole (DEC)	100.00 - 130.00	130.00 - 160.00	350.00 - 380.00	100.00 - 120.00	-	120.00 - 150.00
Nuwara Eliya	150.00 - 160.00	150.00 - 160.00	240.00 - 280.00	80.00 - 100.00	150.00 - 160.00	110.00 - 120.00
Kandy	120.00 - 150.00	130.00 - 150.00	230.00 - 250.00	70.00 - 80.00	150.00 - 170.00	100.00 - 110.00
Hambantota	80.00 - 100.00	100.00 - 150.00	350.00 - 400.00	80.00 - 150.00	150.00 - 180.00	150.00 - 160.00
Thambuththegama (DEC)	70.00 - 100.00	120.00 - 140.00	250.00 - 320.00	50.00 - 70.00	130.00 - 140.00	90.00 - 110.00
Tissamaharama	140.00 - 150.00	150.00 - 160.00	270.00 - 300.00	100.00 - 120.00	160.00 - 180.00	160.00 - 180.00
Jaffna	-	-	-	-	-	-
Bandarawela	140.00 - 160.00	140.00 - 150.00	200.00 - 220.00	70.00 - 90.00	150.00 - 160.00	-
Veyangoda	70.00 - 100.00	170.00 - 190.00	260.00 - 300.00	90.00 - 100.00	120.00 - 130.00	100.00 - 120.00

Locations	Leafy Vegetables (Rs/bundle)			Coconut (Rs/nut)	
	Mukunuwenna	Kankun	Gotukola	Large	Small
Colombo	35.00 - 50.00	35.00 - 50.00	200.00 - 280.00	160.00 - 170.00	140.00 - 150.00
Meegoda (DEC)	-	-	-	155.00 - 165.00	130.00 - 135.00
Norochhole (DEC)	40.00 - 40.00	40.00 - 40.00	-	135.00 - 145.00	120.00 - 125.00
Nuwara Eliya	-	-	-	-	-
Dambulla (DEC)	30.00 - 40.00	35.00 - 40.00	125.00 - 150.00	110.00 - 115.00	80.00 - 90.00
Kandy	50.00 - 60.00	50.00 - 60.00	260.00 - 280.00	140.00 - 150.00	100.00 - 110.00
Hambantota	45.00 - 50.00	45.00 - 50.00	-	140.00 - 150.00	80.00 - 120.00
Thambuththegama (DEC)	-	-	-	110.00 - 120.00	80.00 - 90.00
Tissamaharama	35.00 - 40.00	35.00 - 40.00	-	-	-
Jaffna	-	-	-	-	-
Bandarawela	-	-	-	-	-
Veyangoda	-	-	-	-	-

Colombo, Meegoda, Norochhole, Jaffna, Dambulla and Kandy - Gotukola Price Rs/Kg

Table 07: Selected Markets: Retail Price of Vegetables (Rs/kg)

Week 08: 20 - 26 Feb 2026

LOCATIONS	Up Country Varieties																
	Butter Beans		Green Beans		Carrot		Leeks		Beetroot		Knol Khol		Raddish		Cabbage		Tomato
Colombo	-	400.00 - 600.00	280.00 - 480.00	230.00 - 400.00	160.00 - 380.00	150.00 - 380.00	100.00 - 280.00	160.00 - 320.00	160.00 - 320.00	100.00 - 280.00	160.00 - 320.00	160.00 - 320.00	160.00 - 320.00	160.00 - 320.00	160.00 - 320.00	180.00 - 320.00	180.00 - 320.00
Gampaha	-	400.00 - 480.00	360.00 - 400.00	360.00 - 400.00	200.00 - 290.00	240.00 - 360.00	160.00 - 240.00	240.00 - 280.00	240.00 - 280.00	160.00 - 240.00	240.00 - 280.00	240.00 - 280.00	240.00 - 280.00	240.00 - 280.00	240.00 - 280.00	280.00 - 360.00	280.00 - 360.00
Kurunegala	-	420.00 - 480.00	400.00 - 460.00	360.00 - 420.00	200.00 - 240.00	180.00 - 200.00	80.00 - 100.00	200.00 - 240.00	200.00 - 240.00	200.00 - 240.00	200.00 - 240.00	200.00 - 240.00	200.00 - 240.00	200.00 - 240.00	200.00 - 250.00	200.00 - 250.00	200.00 - 250.00
Nikaweratiya	-	480.00 - 540.00	400.00 - 480.00	400.00 - 480.00	240.00 - 320.00	240.00 - 320.00	120.00 - 240.00	320.00 - 400.00	240.00 - 320.00	320.00 - 400.00	240.00 - 320.00	320.00 - 400.00	240.00 - 320.00	240.00 - 320.00	240.00 - 320.00	240.00 - 320.00	240.00 - 320.00
Dambulla	-	460.00 - 480.00	350.00 - 400.00	360.00 - 400.00	220.00 - 240.00	230.00 - 280.00	140.00 - 160.00	180.00 - 200.00	240.00 - 280.00	140.00 - 160.00	180.00 - 200.00	180.00 - 200.00	240.00 - 280.00	240.00 - 280.00	240.00 - 280.00	240.00 - 280.00	240.00 - 280.00
Anuradhapura	-	520.00 - 600.00	400.00 - 480.00	400.00 - 440.00	240.00 - 320.00	240.00 - 260.00	120.00 - 160.00	280.00 - 320.00	200.00 - 240.00	120.00 - 160.00	280.00 - 320.00	200.00 - 240.00	280.00 - 320.00	200.00 - 240.00	200.00 - 240.00	200.00 - 240.00	200.00 - 240.00
Thambuththegama	-	520.00 - 650.00	440.00 - 520.00	320.00 - 400.00	220.00 - 250.00	-	100.00 - 160.00	220.00 - 280.00	180.00 - 220.00	100.00 - 160.00	220.00 - 280.00	180.00 - 220.00	220.00 - 280.00	180.00 - 220.00	180.00 - 220.00	180.00 - 220.00	180.00 - 220.00
Polonnaruwa	-	580.00 - 680.00	400.00 - 440.00	400.00 - 440.00	280.00 - 360.00	280.00 - 360.00	120.00 - 200.00	280.00 - 320.00	200.00 - 280.00	120.00 - 200.00	280.00 - 320.00	200.00 - 280.00	280.00 - 320.00	200.00 - 280.00	200.00 - 280.00	200.00 - 280.00	200.00 - 280.00
Kaluthara	-	460.00 - 600.00	280.00 - 360.00	300.00 - 400.00	280.00 - 300.00	200.00 - 240.00	120.00 - 200.00	240.00 - 300.00	200.00 - 200.00	120.00 - 200.00	240.00 - 300.00	200.00 - 200.00	240.00 - 300.00	200.00 - 200.00	200.00 - 200.00	200.00 - 200.00	200.00 - 200.00
Badulla	-	-	-	-	-	-	-	-	-	-	-	-	-	-	-	-	-
Keppetipola	-	380.00 - 420.00	200.00 - 220.00	240.00 - 250.00	200.00 - 220.00	180.00 - 200.00	80.00 - 100.00	120.00 - 130.00	200.00 - 220.00	80.00 - 100.00	120.00 - 130.00	120.00 - 130.00	120.00 - 130.00	120.00 - 130.00	200.00 - 220.00	200.00 - 220.00	200.00 - 220.00
Moneragala	-	520.00 - 600.00	300.00 - 360.00	320.00 - 380.00	260.00 - 320.00	240.00 - 260.00	120.00 - 160.00	240.00 - 300.00	200.00 - 240.00	120.00 - 160.00	240.00 - 300.00	200.00 - 240.00	240.00 - 300.00	200.00 - 240.00	200.00 - 240.00	200.00 - 240.00	200.00 - 240.00
Kegalle	-	480.00 - 520.00	440.00 - 480.00	450.00 - 480.00	280.00 - 320.00	280.00 - 320.00	250.00 - 280.00	300.00 - 320.00	280.00 - 320.00	250.00 - 280.00	300.00 - 320.00	300.00 - 320.00	300.00 - 320.00	280.00 - 320.00	280.00 - 320.00	280.00 - 320.00	280.00 - 320.00
Ampara	-	450.00 - 480.00	320.00 - 400.00	280.00 - 400.00	240.00 - 360.00	280.00 - 320.00	100.00 - 200.00	240.00 - 280.00	180.00 - 220.00	100.00 - 200.00	240.00 - 280.00	180.00 - 220.00	240.00 - 280.00	180.00 - 220.00	180.00 - 220.00	180.00 - 220.00	180.00 - 220.00
Dehiattakandiya	-	400.00 - 480.00	400.00 - 400.00	400.00 - 400.00	200.00 - 200.00	160.00 - 200.00	180.00 - 200.00	200.00 - 300.00	200.00 - 250.00	180.00 - 200.00	200.00 - 300.00	200.00 - 250.00	200.00 - 300.00	200.00 - 250.00	200.00 - 250.00	200.00 - 250.00	200.00 - 250.00
Nuwaraeliya	-	420.00 - 440.00	340.00 - 360.00	280.00 - 300.00	230.00 - 240.00	220.00 - 240.00	100.00 - 120.00	200.00 - 220.00	260.00 - 280.00	100.00 - 120.00	200.00 - 220.00	200.00 - 220.00	200.00 - 220.00	260.00 - 280.00	260.00 - 280.00	260.00 - 280.00	260.00 - 280.00
Kandy	-	520.00 - 600.00	400.00 - 450.00	480.00 - 500.00	180.00 - 200.00	200.00 - 240.00	160.00 - 180.00	200.00 - 240.00	200.00 - 240.00	160.00 - 180.00	200.00 - 240.00	200.00 - 240.00	200.00 - 240.00	200.00 - 240.00	200.00 - 240.00	200.00 - 240.00	200.00 - 240.00
Puttalam	-	580.00 - 600.00	480.00 - 520.00	400.00 - 480.00	200.00 - 360.00	300.00 - 350.00	150.00 - 160.00	320.00 - 350.00	280.00 - 320.00	150.00 - 160.00	320.00 - 350.00	280.00 - 320.00	320.00 - 350.00	280.00 - 320.00	280.00 - 320.00	280.00 - 320.00	280.00 - 320.00
Hambantota	-	500.00 - 600.00	400.00 - 400.00	350.00 - 400.00	300.00 - 400.00	300.00 - 400.00	100.00 - 200.00	320.00 - 400.00	160.00 - 240.00	100.00 - 200.00	320.00 - 400.00	160.00 - 240.00	320.00 - 400.00	160.00 - 240.00	160.00 - 240.00	160.00 - 240.00	160.00 - 240.00
Rathnapura	-	420.00 - 520.00	300.00 - 400.00	300.00 - 380.00	220.00 - 320.00	250.00 - 320.00	100.00 - 180.00	200.00 - 300.00	160.00 - 220.00	100.00 - 180.00	200.00 - 300.00	160.00 - 220.00	200.00 - 300.00	160.00 - 220.00	160.00 - 220.00	160.00 - 220.00	160.00 - 220.00
Matara	-	480.00 - 520.00	320.00 - 380.00	320.00 - 380.00	180.00 - 220.00	220.00 - 240.00	100.00 - 140.00	240.00 - 320.00	200.00 - 220.00	100.00 - 140.00	240.00 - 320.00	200.00 - 220.00	240.00 - 320.00	200.00 - 220.00	200.00 - 220.00	200.00 - 220.00	200.00 - 220.00
Galle	-	-	-	-	-	-	-	-	-	-	-	-	-	-	-	-	-
Tissamaharama	-	460.00 - 480.00	360.00 - 380.00	320.00 - 340.00	240.00 - 260.00	260.00 - 280.00	160.00 - 180.00	240.00 - 260.00	180.00 - 200.00	160.00 - 180.00	240.00 - 260.00	180.00 - 200.00	240.00 - 260.00	180.00 - 200.00	180.00 - 200.00	180.00 - 200.00	180.00 - 200.00
Meegoda (DEC)	-	480.00 - 560.00	400.00 - 440.00	360.00 - 400.00	240.00 - 300.00	360.00 - 400.00	200.00 - 240.00	300.00 - 360.00	240.00 - 320.00	200.00 - 240.00	300.00 - 360.00	240.00 - 320.00	300.00 - 360.00	240.00 - 320.00	240.00 - 320.00	240.00 - 320.00	240.00 - 320.00
Embilipitiya	-	450.00 - 520.00	280.00 - 320.00	280.00 - 320.00	240.00 - 300.00	240.00 - 280.00	90.00 - 120.00	280.00 - 320.00	180.00 - 240.00	90.00 - 120.00	280.00 - 320.00	180.00 - 240.00	280.00 - 320.00	180.00 - 240.00	180.00 - 240.00	180.00 - 240.00	180.00 - 240.00
Jaffna	-	350.00 - 360.00	350.00 - 360.00	350.00 - 360.00	240.00 - 280.00	-	250.00 - 260.00	240.00 - 270.00	200.00 - 230.00	250.00 - 260.00	240.00 - 270.00	200.00 - 230.00	240.00 - 270.00	200.00 - 230.00	200.00 - 230.00	200.00 - 230.00	200.00 - 230.00
Vavuniya	-	400.00 - 450.00	420.00 - 470.00	400.00 - 450.00	300.00 - 350.00	300.00 - 350.00	200.00 - 240.00	300.00 - 350.00	300.00 - 350.00	200.00 - 240.00	300.00 - 350.00	300.00 - 350.00	300.00 - 350.00	300.00 - 350.00	300.00 - 350.00	300.00 - 350.00	300.00 - 350.00
Mannar	-	400.00 - 480.00	400.00 - 400.00	400.00 - 400.00	350.00 - 400.00	-	250.00 - 250.00	300.00 - 320.00	250.00 - 280.00	250.00 - 250.00	300.00 - 320.00	250.00 - 280.00	300.00 - 320.00	250.00 - 280.00	250.00 - 280.00	250.00 - 280.00	250.00 - 280.00
Killinochchi	-	400.00 - 440.00	360.00 - 400.00	360.00 - 400.00	360.00 - 400.00	-	80.00 - 100.00	270.00 - 290.00	280.00 - 300.00	80.00 - 100.00	270.00 - 290.00	270.00 - 290.00	270.00 - 290.00	270.00 - 290.00	280.00 - 300.00	280.00 - 300.00	280.00 - 300.00
Mullaittivu	-	380.00 - 420.00	380.00 - 420.00	380.00 - 420.00	200.00 - 240.00	-	180.00 - 200.00	340.00 - 360.00	190.00 - 220.00	180.00 - 200.00	340.00 - 360.00	190.00 - 220.00	340.00 - 360.00	190.00 - 220.00	190.00 - 220.00	190.00 - 220.00	190.00 - 220.00
Batticaloa	-	450.00 - 500.00	400.00 - 450.00	350.00 - 400.00	250.00 - 250.00	250.00 - 250.00	200.00 - 220.00	250.00 - 250.00	300.00 - 350.00	200.00 - 220.00	250.00 - 250.00	250.00 - 250.00	250.00 - 250.00	250.00 - 250.00	300.00 - 350.00	300.00 - 350.00	300.00 - 350.00
Trincomalee	-	450.00 - 480.00	400.00 - 440.00	420.00 - 440.00	340.00 - 350.00	240.00 - 250.00	220.00 - 240.00	300.00 - 320.00	320.00 - 350.00	220.00 - 240.00	240.00 - 260.00	300.00 - 320.00	320.00 - 350.00	300.00 - 320.00	320.00 - 350.00	320.00 - 350.00	320.00 - 350.00
Hanguranketha	-	500.00 - 520.00	260.00 - 300.00	250.00 - 280.00	160.00 - 180.00	180.00 - 210.00	80.00 - 100.00	150.00 - 170.00	160.00 - 180.00	80.00 - 100.00	150.00 - 170.00	150.00 - 170.00	150.00 - 170.00	160.00 - 180.00	160.00 - 180.00	160.00 - 180.00	160.00 - 180.00
Veyangoda	-	480.00 - 560.00	320.00 - 360.00	280.00 - 360.00	240.00 - 280.00	280.00 - 320.00	120.00 - 180.00	240.00 - 280.00	240.00 - 320.00	120.00 - 180.00	240.00 - 280.00	240.00 - 280.00	240.00 - 280.00	240.00 - 280.00	240.00 - 320.00	240.00 - 320.00	240.00 - 320.00
Galenbindunuwewa	-	540.00 - 600.00	420.00 - 500.00	420.00 - 500.00	280.00 - 340.00	240.00 - 320.00	140.00 - 180.00	260.00 - 320.00	240.00 - 320.00	140.00 - 180.00	260.00 - 320.00	260.00 - 320.00	260.00 - 320.00	260.00 - 320.00	240.00 - 320.00	240.00 - 320.00	240.00 - 320.00
Bandarawela	-	400.00 - 440.00	280.00 - 320.00	280.00 - 320.00	280.00 - 340.00	220.00 - 260.00	100.00 - 120.00	200.00 - 220.00	200.00 - 240.00	100.00 - 120.00	200.00 - 220.00	200.00 - 220.00	200.00 - 220.00	200.00 - 220.00	200.00 - 240.00	200.00 - 240.00	200.00 - 240.00
Matale	-	480.00 - 640.00	400.00 - 440.00	400.00 - 480.00	240.00 - 360.00	240.00 - 280.00	120.00 - 160.00	200.00 - 240.00	200.00 - 240.00	120.00 - 160.00	200.00 - 240.00	200.00 - 240.00	200.00 - 240.00	200.00 - 240.00	200.00 - 240.00	200.00 - 240.00	200.00 - 240.00

Table 07 (Contd.)

LOCATIONS	Low Country Varieties										
	Ladies Fingers	Brinjal	Capsicum	Pumpkin	Cucumber	Bitter Gourd	Snake Gourd	Drumstick	Luffa	Long Beans	
Colombo	150.00 - 320.00	200.00 - 320.00	450.00 - 800.00	150.00 - 260.00	100.00 - 240.00	380.00 - 600.00	200.00 - 400.00	-	220.00 - 400.00	200.00 - 360.00	
Gampaha	280.00 - 380.00	240.00 - 360.00	700.00 - 900.00	200.00 - 260.00	120.00 - 240.00	600.00 - 680.00	320.00 - 400.00	-	240.00 - 340.00	240.00 - 360.00	
Kurunegala	220.00 - 250.00	220.00 - 260.00	700.00 - 800.00	180.00 - 220.00	80.00 - 140.00	500.00 - 560.00	200.00 - 250.00	-	280.00 - 320.00	200.00 - 260.00	
Nikaweratiya	260.00 - 350.00	240.00 - 320.00	680.00 - 800.00	160.00 - 240.00	80.00 - 140.00	520.00 - 620.00	240.00 - 320.00	-	320.00 - 450.00	200.00 - 300.00	
Dambulla	240.00 - 280.00	200.00 - 260.00	600.00 - 700.00	160.00 - 200.00	100.00 - 120.00	460.00 - 500.00	200.00 - 220.00	-	260.00 - 300.00	200.00 - 280.00	
Anuradhapura	240.00 - 280.00	240.00 - 280.00	600.00 - 680.00	160.00 - 200.00	120.00 - 160.00	520.00 - 560.00	240.00 - 280.00	-	280.00 - 320.00	200.00 - 240.00	
Thambuththegama	150.00 - 180.00	150.00 - 200.00	720.00 - 800.00	160.00 - 240.00	80.00 - 120.00	500.00 - 580.00	160.00 - 220.00	-	220.00 - 280.00	140.00 - 180.00	
Polonnaruwa	280.00 - 320.00	240.00 - 280.00	800.00 - 880.00	140.00 - 200.00	100.00 - 180.00	480.00 - 600.00	220.00 - 280.00	-	240.00 - 320.00	280.00 - 320.00	
Kaluthara	200.00 - 200.00	180.00 - 200.00	600.00 - 650.00	180.00 - 200.00	120.00 - 180.00	400.00 - 600.00	200.00 - 260.00	-	240.00 - 300.00	200.00 - 240.00	
Badulla	-	-	-	-	-	-	-	-	-	-	
Keppetipola	200.00 - 220.00	160.00 - 200.00	430.00 - 500.00	150.00 - 160.00	100.00 - 120.00	370.00 - 400.00	180.00 - 200.00	-	250.00 - 260.00	200.00 - 220.00	
Moneragala	240.00 - 260.00	240.00 - 280.00	600.00 - 660.00	160.00 - 200.00	120.00 - 160.00	440.00 - 480.00	240.00 - 260.00	-	240.00 - 300.00	180.00 - 200.00	
Kegalle	280.00 - 320.00	280.00 - 320.00	750.00 - 800.00	200.00 - 240.00	200.00 - 240.00	550.00 - 600.00	200.00 - 240.00	-	280.00 - 320.00	280.00 - 320.00	
Ampara	240.00 - 300.00	200.00 - 280.00	480.00 - 600.00	180.00 - 200.00	120.00 - 160.00	400.00 - 520.00	240.00 - 400.00	-	300.00 - 350.00	200.00 - 300.00	
Dehiattakandiya	300.00 - 300.00	140.00 - 200.00	400.00 - 600.00	150.00 - 200.00	100.00 - 150.00	500.00 - 600.00	200.00 - 240.00	-	300.00 - 400.00	200.00 - 200.00	
Nuwaraeliya	240.00 - 250.00	220.00 - 240.00	440.00 - 460.00	200.00 - 220.00	100.00 - 120.00	400.00 - 420.00	230.00 - 240.00	-	300.00 - 320.00	240.00 - 260.00	
Kandy	200.00 - 240.00	200.00 - 240.00	650.00 - 700.00	180.00 - 200.00	100.00 - 120.00	480.00 - 500.00	200.00 - 240.00	-	240.00 - 260.00	200.00 - 240.00	
Puttalam	280.00 - 320.00	280.00 - 360.00	800.00 - 800.00	200.00 - 260.00	150.00 - 160.00	580.00 - 650.00	200.00 - 320.00	-	320.00 - 400.00	200.00 - 280.00	
Rathnapura	180.00 - 240.00	200.00 - 300.00	650.00 - 700.00	120.00 - 170.00	100.00 - 150.00	450.00 - 520.00	200.00 - 250.00	-	250.00 - 330.00	200.00 - 260.00	
Hambantota	160.00 - 240.00	160.00 - 240.00	600.00 - 720.00	200.00 - 240.00	100.00 - 120.00	550.00 - 600.00	200.00 - 300.00	-	300.00 - 320.00	150.00 - 200.00	
Matara	200.00 - 240.00	180.00 - 220.00	580.00 - 600.00	160.00 - 180.00	100.00 - 140.00	480.00 - 540.00	220.00 - 250.00	-	280.00 - 320.00	200.00 - 220.00	
Galle	-	-	-	-	-	-	-	-	-	-	
Tissamaharama	180.00 - 200.00	200.00 - 220.00	540.00 - 560.00	160.00 - 180.00	90.00 - 110.00	440.00 - 460.00	180.00 - 200.00	-	220.00 - 240.00	180.00 - 200.00	
Meegoda (DEC)	280.00 - 320.00	280.00 - 320.00	600.00 - 640.00	200.00 - 240.00	160.00 - 180.00	520.00 - 600.00	320.00 - 360.00	-	320.00 - 360.00	240.00 - 320.00	
Embilipitiya	140.00 - 160.00	200.00 - 240.00	400.00 - 520.00	160.00 - 200.00	50.00 - 80.00	480.00 - 520.00	200.00 - 240.00	-	200.00 - 280.00	150.00 - 200.00	
Jaffna	400.00 - 420.00	300.00 - 320.00	580.00 - 600.00	100.00 - 120.00	150.00 - 180.00	520.00 - 550.00	190.00 - 220.00	-	-	350.00 - 400.00	
Vavuniya	400.00 - 450.00	400.00 - 450.00	600.00 - 700.00	150.00 - 180.00	200.00 - 250.00	800.00 - 850.00	300.00 - 340.00	-	400.00 - 500.00	300.00 - 380.00	
Mannar	300.00 - 350.00	250.00 - 300.00	600.00 - 700.00	160.00 - 180.00	200.00 - 220.00	350.00 - 600.00	280.00 - 300.00	-	-	350.00 - 400.00	
Killinochchi	250.00 - 280.00	280.00 - 320.00	680.00 - 720.00	140.00 - 160.00	80.00 - 100.00	560.00 - 600.00	230.00 - 250.00	-	-	340.00 - 360.00	
Mullaittivu	380.00 - 420.00	380.00 - 400.00	580.00 - 620.00	130.00 - 160.00	180.00 - 220.00	590.00 - 620.00	240.00 - 260.00	-	-	380.00 - 420.00	
Batticaloa	300.00 - 300.00	400.00 - 450.00	650.00 - 700.00	150.00 - 150.00	300.00 - 300.00	600.00 - 650.00	250.00 - 250.00	-	300.00 - 300.00	400.00 - 400.00	
Trincomalee	360.00 - 400.00	340.00 - 360.00	700.00 - 760.00	180.00 - 200.00	220.00 - 250.00	600.00 - 640.00	280.00 - 300.00	-	-	360.00 - 400.00	
Hanguranketha	210.00 240.00	210.00 250.00	510.00 560.00	120.00 160.00	90.00 100.00	350.00 380.00	150.00 180.00	-	180.00 220.00	210.00 220.00	
Veyangoda	280.00 - 320.00	240.00 - 320.00	500.00 - 600.00	180.00 - 220.00	140.00 - 200.00	440.00 - 520.00	240.00 - 280.00	-	240.00 - 320.00	200.00 - 240.00	
Galenbindunuwewa	240.00 - 320.00	240.00 - 320.00	600.00 - 800.00	180.00 - 240.00	120.00 - 160.00	560.00 - 620.00	240.00 - 320.00	-	240.00 - 300.00	240.00 - 320.00	
Bandarawela	200.00 - 240.00	220.00 - 250.00	520.00 - 600.00	160.00 - 200.00	100.00 - 130.00	400.00 - 440.00	220.00 - 260.00	-	260.00 - 300.00	200.00 - 240.00	
Matale	280.00 - 320.00	240.00 - 320.00	600.00 - 800.00	200.00 - 240.00	120.00 - 160.00	600.00 - 680.00	240.00 - 320.00	-	240.00 - 320.00	240.00 - 320.00	

Table 07 (Contd.)

LOCATIONS	Low Country Varieties					Leafy Vegetable			Coconut (Rs/nut)	
	Ash Plantain	Green Chillies	Lime	Sweet Potato	Manioc	Mukunuwenna	Kankun	Gotukola	Large	Small
Colombo	180.00 - 400.00	400.00 - 800.00	120.00 - 400.00	200.00 - 320.00	150.00 - 260.00	40.00 - 100.00	40.00 - 100.00	140.00 - 360.00	170.00 - 200.00	150.00 - 170.00
Gampaha	240.00 - 360.00	600.00 - 800.00	280.00 - 300.00	240.00 - 300.00	180.00 - 200.00	65.00 - 70.00	65.00 - 70.00	50.00 - 60.00	150.00 - 180.00	100.00 - 130.00
Kurunegala	260.00 - 300.00	480.00 - 520.00	200.00 - 250.00	160.00 - 170.00	140.00 - 160.00	60.00 - 70.00	60.00 - 60.00	40.00 - 60.00	155.00 - 170.00	100.00 - 120.00
Nikaweratiya	200.00 - 280.00	480.00 - 580.00	250.00 - 320.00	160.00 - 240.00	-	50.00 - 60.00	50.00 - 60.00	150.00 - 160.00	150.00 - 170.00	120.00 - 140.00
Dambulla	280.00 - 300.00	500.00 - 600.00	200.00 - 300.00	240.00 - 280.00	200.00 - 240.00	60.00 - 80.00	60.00 - 80.00	50.00 - 60.00	140.00 - 150.00	100.00 - 110.00
Anuradhapura	240.00 - 280.00	500.00 - 600.00	200.00 - 300.00	280.00 - 320.00	180.00 - 240.00	50.00 - 60.00	50.00 - 60.00	50.00 - 60.00	150.00 - 160.00	110.00 - 130.00
Thambuththegama	200.00 - 250.00	440.00 - 500.00	120.00 - 180.00	200.00 - 240.00	180.00 - 220.00	-	-	-	125.00 - 140.00	100.00 - 105.00
Polonnaruwa	280.00 - 320.00	500.00 - 600.00	200.00 - 300.00	240.00 - 280.00	220.00 - 240.00	50.00 - 50.00	50.00 - 50.00	50.00 - 50.00	150.00 - 160.00	100.00 - 130.00
Kaluthara	180.00 - 240.00	500.00 - 600.00	200.00 - 250.00	300.00 - 320.00	150.00 - 200.00	70.00 - 80.00	80.00 - 100.00	100.00 - 100.00	180.00 - 200.00	150.00 - 170.00
Badulla	-	-	-	-	-	-	-	-	-	-
Keppetipola	200.00 - 230.00	300.00 - 400.00	220.00 - 250.00	170.00 - 180.00	130.00 - 140.00	60.00 - 70.00	60.00 - 70.00	80.00 - 100.00	160.00 - 170.00	140.00 - 150.00
Moneragala	160.00 - 200.00	500.00 - 600.00	160.00 - 200.00	240.00 - 280.00	120.00 - 140.00	50.00 - 60.00	50.00 - 60.00	60.00 - 80.00	140.00 - 160.00	120.00 - 130.00
Kegalle	280.00 - 320.00	460.00 - 500.00	320.00 - 350.00	280.00 - 320.00	180.00 - 200.00	80.00 - 90.00	80.00 - 80.00	50.00 - 60.00	170.00 - 180.00	160.00 - 160.00
Ampara	240.00 - 280.00	400.00 - 600.00	260.00 - 300.00	240.00 - 280.00	140.00 - 150.00	60.00 - 70.00	60.00 - 70.00	60.00 - 70.00	150.00 - 160.00	120.00 - 135.00
Dehiattakandiya	200.00 - 300.00	400.00 - 400.00	200.00 - 200.00	200.00 - 200.00	200.00 - 200.00	50.00 - 50.00	50.00 - 50.00	50.00 - 50.00	120.00 - 130.00	100.00 - 110.00
Nuwaraeliya	250.00 - 260.00	340.00 - 360.00	220.00 - 240.00	250.00 - 260.00	220.00 - 230.00	40.00 - 50.00	40.00 - 50.00	50.00 - 60.00	150.00 - 160.00	130.00 - 140.00
Kandy	240.00 - 260.00	450.00 - 500.00	160.00 - 200.00	240.00 - 260.00	150.00 - 180.00	70.00 - 80.00	70.00 - 80.00	60.00 - 60.00	160.00 - 180.00	120.00 - 130.00
Puttalam	200.00 - 240.00	480.00 - 500.00	140.00 - 200.00	300.00 - 400.00	200.00 - 200.00	50.00 - 60.00	50.00 - 60.00	50.00 - 60.00	170.00 - 180.00	150.00 - 160.00
Rathnapura	160.00 - 250.00	420.00 - 500.00	150.00 - 200.00	150.00 - 250.00	120.00 - 160.00	80.00 - 80.00	80.00 - 80.00	100.00 - 100.00	170.00 - 200.00	130.00 - 160.00
Hambanthota	160.00 - 200.00	500.00 - 600.00	120.00 - 200.00	240.00 - 300.00	200.00 - 240.00	60.00 - 70.00	60.00 - 70.00	80.00 - 100.00	170.00 - 180.00	130.00 - 150.00
Matara	200.00 - 240.00	400.00 - 600.00	200.00 - 240.00	230.00 - 250.00	150.00 - 170.00	50.00 - 60.00	50.00 - 60.00	90.00 - 100.00	190.00 - 210.00	160.00 - 170.00
Galle	-	-	-	-	-	-	-	-	-	-
Tissamaharama	180.00 - 200.00	340.00 - 360.00	160.00 - 180.00	220.00 - 240.00	200.00 - 220.00	45.00 - 50.00	45.00 - 50.00	70.00 - 80.00	150.00 - 170.00	110.00 - 130.00
Meegoda (DEC)	280.00 - 320.00	600.00 - 600.00	240.00 - 320.00	200.00 - 240.00	160.00 - 200.00	10.00 - 100.00	80.00 - 80.00	100.00 - 120.00	170.00 - 180.00	150.00 - 160.00
Embilipitiya	160.00 - 200.00	400.00 - 520.00	100.00 - 150.00	150.00 - 200.00	120.00 - 160.00	70.00 - 80.00	60.00 - 80.00	100.00 - 120.00	140.00 - 170.00	100.00 - 130.00
Jaffna	170.00 - 200.00	350.00 - 400.00	150.00 - 160.00	240.00 - 260.00	180.00 - 200.00	90.00 - 100.00	50.00 - 50.00	80.00 - 80.00	170.00 - 180.00	100.00 - 120.00
Vavuniya	300.00 - 340.00	600.00 - 650.00	100.00 - 140.00	240.00 - 280.00	200.00 - 250.00	50.00 - 60.00	50.00 - 60.00	80.00 - 90.00	140.00 - 160.00	80.00 - 100.00
Mannar	200.00 - 350.00	500.00 - 500.00	200.00 - 250.00	250.00 - 300.00	180.00 - 200.00	60.00 - 65.00	50.00 - 60.00	80.00 - 90.00	135.00 - 140.00	90.00 - 95.00
Killinochchi	180.00 - 200.00	400.00 - 440.00	100.00 - 120.00	230.00 - 250.00	150.00 - 170.00	50.00 - 60.00	50.00 - 60.00	50.00 - 60.00	150.00 - 170.00	100.00 - 120.00
Mullaittivu	170.00 - 200.00	380.00 - 420.00	140.00 - 160.00	280.00 - 320.00	180.00 - 220.00	80.00 - 80.00	60.00 - 60.00	50.00 - 50.00	130.00 - 140.00	80.00 - 90.00
Batticaloa	230.00 - 240.00	400.00 - 400.00	150.00 - 150.00	250.00 - 250.00	150.00 - 160.00	100.00 - 100.00	100.00 - 100.00	100.00 - 100.00	170.00 - 180.00	85.00 - 100.00
Trincomalee	220.00 240.00	450.00 500.00	160.00 200.00	240.00 260.00	200.00 220.00	75.00 80.00	70.00 75.00	50.00 55.00	150.00 160.00	90.00 100.00
Hanguranketha	220.00 - 260.00	400.00 - 420.00	180.00 - 220.00	220.00 - 250.00	140.00 - 150.00	50.00 - 50.00	50.00 - 50.00	50.00 - 50.00	145.00 - 150.00	120.00 - 130.00
Veyangoda	280.00 - 320.00	400.00 - 480.00	200.00 - 240.00	200.00 - 240.00	180.00 - 200.00	65.00 - 70.00	65.00 - 70.00	90.00 - 100.00	160.00 - 180.00	140.00 - 150.00
Galenbindunuwewa	220.00 - 240.00	500.00 - 600.00	220.00 - 280.00	200.00 - 240.00	200.00 - 220.00	50.00 - 60.00	50.00 - 60.00	60.00 - 60.00	120.00 - 130.00	90.00 - 110.00
Bandarawela	220.00 - 240.00	380.00 - 420.00	180.00 - 220.00	200.00 - 220.00	160.00 - 180.00	70.00 - 80.00	70.00 - 80.00	80.00 - 100.00	150.00 - 160.00	100.00 - 130.00
Matale	300.00 - 320.00	560.00 - 600.00	200.00 - 240.00	280.00 - 320.00	180.00 - 200.00	80.00 - 90.00	70.00 - 80.00	70.00 - 80.00	160.00 - 170.00	110.00 - 130.00

Table 08: Selected Markets: Retail Price of Fruits (Rs/each & Rs/kg)

Week 08: 20 - 26 Feb 2026

18

LOCATIONS	Banana					Pineapple			Mango	
	Ambul (Rs/kg)	Kolikuttu (Rs/kg)	Seeni (Rs/kg)	Anamalu	Ambun	Large	Medium	Small	Betti	Karthakolomban
Colombo	180.00 - 250.00	300.00 - 450.00	150.00 - 240.00	43.00 - 57.00	60.00 - 80.00	480.00 - 560.00	400.00 - 460.00	300.00 - 360.00	-	335.00 - 470.00
Gampaha	180.00 - 200.00	350.00 - 380.00	180.00 - 200.00	-	-	350.00 - 400.00	300.00 - 310.00	-	-	-
Kurunegala	200.00 - 220.00	340.00 - 360.00	180.00 - 200.00	-	76.00 - 76.00	420.00 - 460.00	-	-	-	-
Nikaweratiya	240.00 - 270.00	330.00 - 350.00	200.00 - 250.00	-	70.00 - 85.00	450.00 - 550.00	350.00 - 480.00	-	-	-
Dambulla	180.00 - 200.00	360.00 - 380.00	160.00 - 180.00	-	75.00 - 76.00	650.00 - 680.00	500.00 - 550.00	260.00 - 300.00	100.00 - 120.00	180.00 - 200.00
Anuradhapura	200.00 - 240.00	350.00 - 400.00	180.00 - 200.00	30.00 - 38.00	47.00 - 50.00	750.00 - 850.00	580.00 - 670.00	400.00 - 450.00	-	-
Thambuththegama	160.00 - 220.00	350.00 - 440.00	160.00 - 200.00	-	-	450.00 - 500.00	320.00 - 350.00	-	-	-
Polonnaruwa	250.00 - 250.00	400.00 - 450.00	200.00 - 200.00	50.00 - 57.00	80.00 - 90.00	550.00 - 600.00	450.00 - 450.00	350.00 - 400.00	-	-
Kaluthara	180.00 - 220.00	350.00 - 380.00	160.00 - 200.00	33.00 - 37.00	43.00 - 46.00	490.00 - 580.00	380.00 - 450.00	280.00 - 320.00	-	-
Badulla	-	-	-	-	-	-	-	-	-	-
Keppetipola	180.00 - 190.00	300.00 - 320.00	160.00 - 180.00	41.00 - 43.00	60.00 - 65.00	550.00 - 600.00	400.00 - 450.00	250.00 - 300.00	-	-
Moneragala	150.00 - 160.00	350.00 - 380.00	80.00 - 120.00	23.00 - 26.00	30.00 - 35.00	860.00 - 900.00	720.00 - 750.00	620.00 - 650.00	-	-
Kegalle	180.00 - 200.00	320.00 - 350.00	200.00 - 220.00	50.00 - 50.00	70.00 - 70.00	600.00 - 650.00	400.00 - 450.00	150.00 - 180.00	-	-
Ampara	160.00 - 170.00	320.00 - 360.00	130.00 - 140.00	37.00 - 37.00	50.00 - 50.00	500.00 - 550.00	-	-	-	-
Dehiattakandiya	180.00 - 220.00	350.00 - 430.00	180.00 - 220.00	-	45.00 - 56.00	-	500.00 - 600.00	250.00 - 350.00	-	-
Nuwaraeliya	180.00 - 200.00	320.00 - 340.00	170.00 - 180.00	42.00 - 45.00	64.00 - 66.00	600.00 - 650.00	440.00 - 460.00	280.00 - 320.00	-	-
Kandy	200.00 - 230.00	380.00 - 400.00	180.00 - 220.00	35.00 - 38.00	60.00 - 70.00	600.00 - 650.00	400.00 - 450.00	250.00 - 300.00	-	180.00 - 200.00
Puttalam	140.00 - 180.00	320.00 - 400.00	120.00 - 180.00	24.00 - 28.00	-	400.00 - 430.00	280.00 - 350.00	180.00 - 250.00	-	90.00 - 100.00
Rathnapura	120.00 - 150.00	300.00 - 400.00	100.00 - 140.00	35.00 - 43.00	60.00 - 66.00	560.00 - 650.00	400.00 - 480.00	320.00 - 380.00	-	-
Hambantota	130.00 - 150.00	280.00 - 300.00	130.00 - 180.00	30.00 - 30.00	40.00 - 40.00	450.00 - 540.00	300.00 - 350.00	150.00 - 175.00	-	-
Matara	140.00 - 180.00	340.00 - 360.00	130.00 - 150.00	25.00 - 26.00	37.00 - 39.00	600.00 - 680.00	520.00 - 550.00	300.00 - 360.00	-	-
Galle	-	-	-	-	-	-	-	-	-	-
Tissamaharama	170.00 - 180.00	300.00 - 340.00	150.00 - 160.00	-	-	470.00 - 500.00	380.00 - 400.00	300.00 - 330.00	-	-
Meegoda (DEC)	180.00 - 200.00	300.00 - 340.00	180.00 - 200.00	47.00 - 56.00	50.00 - 60.00	650.00 - 680.00	500.00 - 520.00	380.00 - 400.00	-	-
Embilipitiya	100.00 - 120.00	280.00 - 320.00	100.00 - 120.00	25.00 - 35.00	35.00 - 45.00	350.00 - 400.00	300.00 - 340.00	200.00 - 280.00	-	-
Jaffna	-	-	-	-	-	420.00 - 440.00	330.00 - 350.00	240.00 - 260.00	-	-
Vavuniya	150.00 - 170.00	350.00 - 400.00	160.00 - 180.00	36.00 - 40.00	34.00 - 37.00	500.00 - 550.00	400.00 - 450.00	300.00 - 350.00	-	-
Mannar	150.00 - 150.00	350.00 - 350.00	130.00 - 150.00	38.00 - 45.00	40.00 - 43.00	500.00 - 550.00	400.00 - 480.00	300.00 - 380.00	-	-
Killinochchi	150.00 - 170.00	340.00 - 360.00	140.00 - 160.00	36.00 - 38.00	39.00 - 40.00	400.00 - 440.00	340.00 - 360.00	280.00 - 320.00	-	-
Mullaittivu	140.00 - 150.00	340.00 - 360.00	130.00 - 150.00	28.00 - 32.00	32.00 - 37.00	540.00 - 580.00	450.00 - 460.00	340.00 - 350.00	-	140.00 - 150.00
Batticaloa	150.00 - 160.00	350.00 - 350.00	150.00 - 150.00	38.00 - 38.00	36.00 - 36.00	400.00 - 400.00	340.00 - 350.00	250.00 - 300.00	-	80.00 - 100.00
Trincomalee	180.00 - 200.00	420.00 - 450.00	160.00 - 170.00	-	-	660.00 - 700.00	500.00 - 550.00	380.00 - 420.00	-	-
Veyangoda	170.00 - 200.00	320.00 - 350.00	160.00 - 180.00	33.00 - 36.00	52.00 - 60.00	540.00 - 600.00	410.00 - 460.00	320.00 - 360.00	-	-
Galenbindunuwewa	160.00 - 200.00	360.00 - 400.00	150.00 - 190.00	-	-	460.00 - 500.00	400.00 - 440.00	360.00 - 380.00	-	-
Bandarawela	160.00 - 180.00	300.00 - 330.00	160.00 - 180.00	30.00 - 32.00	46.00 - 50.00	550.00 - 600.00	450.00 - 500.00	340.00 - 400.00	-	-
Matale	200.00 - 240.00	380.00 - 460.00	180.00 - 240.00	35.00 - 40.00	55.00 - 65.00	480.00 - 560.00	360.00 - 440.00	250.00 - 280.00	-	-

Table 08 (Contd.)

LOCATIONS	Mango		Other Fruits							
	Vilad	Kohu	Papaw (Rs/kg)	Passion	Wood Apple	Orange	Avocado	Slime Apple	Grapes (Rs/kg)	King Coconut
Colombo	-	-	400.00 - 550.00	120.00 - 200.00	80.00 - 140.00	60.00 - 120.00	335.00 - 670.00	70.00 - 120.00	2400.00 - 3000.00	200.00 - 220.00
Gampaha	-	-	350.00 - 400.00	-	90.00 - 120.00	50.00 - 100.00	-	77.00 - 83.00	2800.00 - 2800.00	140.00 - 150.00
Kurunegala	-	-	380.00 - 400.00	-	110.00 - 130.00	80.00 - 80.00	-	67.00 - 84.00	2700.00 - 2800.00	150.00 - 170.00
Nikaweratiya	-	-	280.00 - 350.00	40.00 - 60.00	-	100.00 - 130.00	-	-	2300.00 - 2500.00	150.00 - 200.00
Dambulla	140.00 - 150.00	60.00 - 80.00	340.00 - 380.00	70.00 - 80.00	70.00 - 80.00	80.00 - 100.00	280.00 - 350.00	80.00 - 100.00	3000.00 - 3200.00	180.00 - 200.00
Anuradhapura	-	-	380.00 - 420.00	-	60.00 - 90.00	100.00 - 120.00	-	70.00 - 100.00	2500.00 - 3000.00	180.00 - 220.00
Thambuththegama	-	-	300.00 - 380.00	-	-	-	-	-	-	150.00 - 180.00
Polonnaruwa	-	-	400.00 - 450.00	80.00 - 80.00	80.00 - 100.00	50.00 - 50.00	-	-	3000.00 - 3000.00	180.00 - 180.00
Kaluthara	-	-	380.00 - 420.00	-	84.00 - 100.00	-	300.00 - 330.00	80.00 - 100.00	2500.00 - 3000.00	160.00 - 180.00
Badulla	-	-	-	-	-	-	-	-	-	-
Keppetipola	-	-	370.00 - 380.00	-	64.00 - 66.00	60.00 - 70.00	-	-	2300.00 - 2500.00	180.00 - 200.00
Moneragala	-	-	350.00 - 380.00	-	60.00 - 80.00	50.00 - 60.00	-	50.00 - 70.00	2500.00 - 2800.00	130.00 - 160.00
Kegalle	-	-	450.00 - 500.00	-	120.00 - 130.00	-	-	60.00 - 70.00	2400.00 - 2500.00	160.00 - 180.00
Ampara	-	-	420.00 - 450.00	43.00 - 45.00	46.00 - 50.00	66.00 - 75.00	-	50.00 - 50.00	2400.00 - 2600.00	160.00 - 170.00
Dehiattakandiya	-	-	350.00 - 400.00	-	-	-	-	-	2800.00 - 3200.00	120.00 - 150.00
Nuwareliya	-	-	420.00 - 450.00	70.00 - 80.00	65.00 - 70.00	65.00 - 70.00	-	-	2300.00 - 2400.00	190.00 - 200.00
Kandy	-	-	400.00 - 420.00	100.00 - 120.00	80.00 - 100.00	60.00 - 70.00	450.00 - 500.00	80.00 - 100.00	2300.00 - 2500.00	160.00 - 180.00
Puttalam	-	-	320.00 - 360.00	55.00 - 60.00	-	30.00 - 40.00	-	-	2400.00 - 3000.00	150.00 - 150.00
Hambantota	-	-	380.00 - 400.00	100.00 - 100.00	60.00 - 80.00	100.00 - 100.00	-	50.00 - 60.00	2800.00 - 3000.00	130.00 - 150.00
Rathnapura	-	-	400.00 - 450.00	-	80.00 - 120.00	-	-	100.00 - 150.00	2000.00 - 2400.00	120.00 - 150.00
Matara	-	-	350.00 - 360.00	120.00 - 140.00	80.00 - 90.00	130.00 - 150.00	330.00 - 350.00	65.00 - 70.00	2500.00 - 2600.00	150.00 - 200.00
Galle	-	-	-	-	-	-	-	-	-	-
Tissamaharama	-	-	350.00 - 380.00	-	80.00 - 84.00	-	-	76.00 - 80.00	2200.00 - 2400.00	160.00 - 170.00
Meegoda (DEC)	-	-	380.00 - 400.00	-	60.00 - 90.00	-	-	40.00 - 60.00	2200.00 - 2500.00	120.00 - 140.00
Embilipitiya	-	-	300.00 - 340.00	-	80.00 - 120.00	60.00 - 90.00	-	20.00 - 30.00	2500.00 - 2620.00	160.00 - 180.00
Jaffna	-	-	290.00 - 300.00	90.00 - 100.00	100.00 - 100.00	50.00 - 60.00	700.00 - 800.00	-	2500.00 - 2700.00	200.00 - 220.00
Vavuniya	-	-	250.00 - 300.00	100.00 - 130.00	65.00 - 70.00	60.00 - 70.00	-	-	2400.00 - 2500.00	180.00 - 200.00
Mannar	-	-	350.00 - 380.00	120.00 - 140.00	60.00 - 70.00	30.00 - 50.00	300.00 - 330.00	-	2400.00 - 2500.00	150.00 - 180.00
Killinochchi	-	-	340.00 - 360.00	-	60.00 - 70.00	40.00 - 50.00	-	-	2800.00 - 2900.00	180.00 - 200.00
Mullaittivu	-	-	300.00 - 350.00	45.00 - 55.00	50.00 - 55.00	-	-	-	2500.00 - 2650.00	150.00 - 160.00
Batticaloa	-	-	300.00 - 300.00	35.00 - 40.00	50.00 - 50.00	45.00 - 50.00	-	-	2000.00 - 2000.00	200.00 - 200.00
Trincomalee	-	-	260.00 - 300.00	55.00 - 60.00	-	-	-	-	2400.00 - 2500.00	190.00 - 200.00
Veyangoda	-	-	330.00 - 350.00	100.00 - 110.00	40.00 - 45.00	58.00 - 62.00	-	40.00 - 42.00	2000.00 - 2200.00	120.00 - 150.00
Galenbindunuwewa	-	-	350.00 - 400.00	-	-	-	-	-	2400.00 - 2600.00	180.00 - 200.00
Bandarawela	-	-	380.00 - 400.00	110.00 - 120.00	60.00 - 70.00	50.00 - 60.00	-	60.00 - 65.00	2600.00 - 2800.00	160.00 - 180.00
Matale	-	-	400.00 - 460.00	-	80.00 - 100.00	90.00 - 100.00	-	50.00 - 60.00	2500.00 - 2600.00	150.00 - 160.00

Table 09: Selected Markets: Wholesale Price of Fresh Fish & Eggs (Rs/kg & Rs/egg)

Week 08: 20 - 26 Feb 2026

Locations	Sea Fish					
	Salaya	Hurulla	Balaya	Kelawalla	Thora	Paraw
Colombo	400.00 – 600.00	900.00 – 1200.00	800.00 – 1000.00	900.00 – 1400.00	2800.00 – 3200.00	1200.00 – 1400.00
Kandy	450.00 – 550.00	1000.00 – 1100.00	950.00 – 1100.00	1300.00 – 1600.00	2600.00 – 2700.00	1350.00 – 1450.00
Kaluthara	550.00 – 600.00	-	1000.00 – 1100.00	1300.00 – 1400.00	-	1300.00 – 1500.00
Puttalam	400.00 – 450.00	800.00 – 900.00	750.00 – 850.00	1350.00 – 1500.00	-	1200.00 – 1300.00
Matara	500.00 – 550.00	1000.00 – 1100.00	1000.00 – 1100.00	1350.00 – 1400.00	-	1500.00 – 1600.00
Hambantota	600.00 – 600.00	1000.00 – 1000.00	800.00 – 900.00	1150.00 – 1200.00	-	1000.00 – 1300.00
Galle	-	-	-	-	-	-
Batticaloa	-	-	800.00 – 900.00	1000.00 – 1000.00	-	1000.00 – 1000.00
Trincomalee	-	-	-	-	-	-
Mannar	500.00 – 550.00	-	950.00 – 1000.00	-	-	1200.00 – 1250.00

Locations	Sea Fish				Eggs	
	Mora	Shrimps	Thalapath	Teppeli	Brown	White
Colombo	1300.00 – 1400.00	1800.00 – 2600.00	2000.00 – 2400.00	-	35.00 – 36.00	33.00 – 34.00
Kandy	1400.00 – 1500.00	2400.00 – 2600.00	2200.00 – 2300.00	-	35.00 – 36.00	33.00 – 35.00
Kaluthara	950.00 – 1000.00	-	1800.00 – 2000.00	-	-	-
Puttalam	1200.00 – 1300.00	2000.00 – 2400.00	2400.00 – 2500.00	-	35.00 – 35.00	33.00 – 34.00
Matara	1000.00 – 1100.00	-	1900.00 – 2000.00	-	35.00 – 36.00	32.00 – 34.00
Hambantota	1200.00 – 1200.00	1800.00 – 1800.00	2000.00 – 2000.00	-	-	32.00 – 33.00
Galle	-	-	-	-	-	-
Batticaloa	-	1300.00 – 1400.00	1500.00 – 1600.00	-	35.00 – 35.00	34.00 – 34.00
Trincomalee	-	-	-	-	-	-
Mannar	1550.00 – 1600.00	1350.00 – 1400.00	-	-	35.00 – 36.00	32.00 – 33.00

Table 10: Selected Markets: Wholesale Price of Dried Fish (Rs/50kg)

Week 08: 20 - 26 Feb 2026

Locations	Local Dried Fish					
	Sprats	Kattawa	Thora	Mora	Balaya	Anguluwa
Colombo	57500 – 72500	80000 – 90000	120000 – 150000	127500 – 135000	62500 – 75000	85000 – 90000
Kandy	75000 – 77500	110000 – 112500	-	127500 – 130000	67500 – 70000	-
Batticaloa	50000 – 50000	100000 – 112500	-	-	80000 – 90000	-
Trincomalee	-	-	-	-	-	-
Mannar	-	90500 – 110000	-	120000 – 122500	72500 – 75000	77500 – 80000

Locations	Local Dried Fish			Imported Dried Fish		
	Maduwa	Koduwa	Salaya	Sprats	Kattawa	Thora
Colombo	70000 – 90000	-	32500 – 45000	42500 – 52500	85000 – 90000	135000 – 150000
Kandy	-	-	35000 – 37500	45000 – 47500	85000 – 87500	-
Batticaloa	-	-	35000 – 35000	40000 – 40000	-	-
Trincomalee	-	-	-	-	-	-
Mannar	80000 – 82500	-	-	-	-	-

Locations	Imported Dried Fish					
	Mora	Balaya	Anguluwa	Maduwa	Koduwa	Salaya
Colombo	115000 – 122500	-	90000 – 95000	50000 – 55000	-	-
Kandy	-	-	-	-	-	-
Batticaloa	-	-	-	-	-	-
Trincomalee	-	-	-	-	-	-
Mannar	-	-	-	-	-	-

Table 12: Selected Markets: Retail Price of Dried Fish (Rs/kg)

Week 08: 20 - 26 Feb 2026

LOCATIONS	Dried Fish													
	Sprats-Imported		Kattawa		Thora		Mora		Balaya		Anguluwa		Salaya	
Colombo	1200.00	1400.00	2200.00	2800.00	3200.00	3800.00	2800.00	3200.00	1600.00	2400.00	2200.00	2600.00	800.00	1200.00
Gampaha	1400.00	1500.00	2800.00	2800.00	-	-	2720.00	2800.00	1600.00	1800.00	2400.00	2400.00	-	-
Kurunegala	1280.00	1400.00	2600.00	2700.00	-	-	2700.00	2800.00	1600.00	1700.00	2000.00	2200.00	1000.00	1000.00
Nikaweratiya	1200.00	1400.00	2200.00	2400.00	-	-	-	-	1500.00	1800.00	2400.00	2600.00	900.00	1200.00
Dambulla	1100.00	1200.00	2400.00	2500.00	-	-	2800.00	3000.00	1500.00	1600.00	2200.00	2400.00	-	-
Anuradhapura	1100.00	1300.00	2400.00	2600.00	-	-	2800.00	3000.00	1800.00	2000.00	2400.00	2800.00	800.00	1000.00
Thambuththegama	1200.00	1350.00	2200.00	2400.00	-	-	3000.00	3300.00	1500.00	1800.00	1600.00	1800.00	880.00	1000.00
Polonnaruwa	1300.00	1450.00	2200.00	2200.00	-	-	2800.00	3000.00	1800.00	2000.00	2000.00	2400.00	-	-
Kaluthara	1000.00	1280.00	2200.00	2500.00	-	-	2800.00	3000.00	1400.00	1700.00	2400.00	2600.00	1000.00	1000.00
Badulla	-	-	-	-	-	-	-	-	-	-	-	-	-	-
Keppetipola	1200.00	1300.00	2400.00	2400.00	3200.00	3200.00	2800.00	3000.00	1600.00	1700.00	1600.00	1700.00	1200.00	1200.00
Moneragala	1200.00	1400.00	2200.00	2400.00	-	-	2800.00	3000.00	1800.00	2000.00	2400.00	2700.00	800.00	900.00
Kegalle	1120.00	1200.00	2600.00	2600.00	3600.00	3600.00	2800.00	3000.00	1700.00	1800.00	-	-	-	-
Ampara	-	-	2400.00	2600.00	-	-	2200.00	2600.00	1800.00	2000.00	1300.00	1400.00	-	-
Dehiattakandiya	1200.00	1400.00	-	-	-	-	2800.00	3000.00	1800.00	2000.00	1500.00	1800.00	-	-
Nuwaraeliya	1200.00	1300.00	2400.00	2500.00	3300.00	3400.00	2900.00	3000.00	1650.00	1700.00	1650.00	1700.00	1200.00	1300.00
Kandy	1200.00	1400.00	2700.00	2800.00	3500.00	3600.00	2900.00	3000.00	2000.00	2100.00	2200.00	2400.00	1000.00	1200.00
Puttalam	1120.00	1400.00	2000.00	2200.00	-	-	-	-	1700.00	2000.00	1200.00	1500.00	1000.00	1120.00
Hambantota	1200.00	1300.00	2000.00	2200.00	3600.00	3600.00	-	-	1800.00	2200.00	2200.00	2300.00	-	-
Rathnapura	1040.00	1200.00	2200.00	2400.00	-	-	2840.00	2980.00	1740.00	1960.00	2350.00	2400.00	1000.00	1160.00
Matara	1200.00	1300.00	2200.00	2250.00	-	-	-	-	1600.00	2000.00	2200.00	2250.00	-	-
Galle	-	-	-	-	-	-	-	-	-	-	-	-	-	-
Tissamaharama	1100.00	1300.00	-	-	-	-	2500.00	2600.00	1750.00	1800.00	2400.00	2500.00	-	-
Meegoda	1120.00	1280.00	2000.00	2400.00	-	-	2800.00	3000.00	1700.00	1900.00	2000.00	2400.00	1000.00	1200.00
Embilipitiya	1200.00	1400.00	2600.00	2800.00	-	-	2800.00	3000.00	1800.00	2000.00	2600.00	2800.00	1050.00	1200.00
Jaffna	1000.00	1200.00	2000.00	2100.00	3100.00	3250.00	3000.00	3300.00	1800.00	2000.00	1000.00	1200.00	800.00	1200.00
Vavuniya	-	-	1900.00	2100.00	-	-	2200.00	2300.00	1400.00	1500.00	1100.00	1200.00	-	-
Mannar	-	-	2800.00	2800.00	-	-	2800.00	3000.00	1800.00	2000.00	1950.00	1950.00	-	-
Killinochchi	1200.00	1300.00	2350.00	2450.00	-	-	2400.00	2500.00	1200.00	1300.00	1100.00	1200.00	800.00	900.00
Mullaittivu	1200.00	1300.00	2400.00	2500.00	-	-	2750.00	2850.00	1600.00	1750.00	1100.00	1200.00	800.00	900.00
Batticaloa	1200.00	1250.00	2500.00	2800.00	-	-	-	-	2000.00	2000.00	-	-	-	-
Trincomalee	1250.00	1300.00	2300.00	2350.00	-	-	-	-	1350.00	1400.00	1250.00	1300.00	-	-
Veyangoda	1000.00	1400.00	2200.00	2400.00	-	-	2600.00	2800.00	1600.00	1800.00	2000.00	2200.00	1200.00	1300.00
Galenbindunuwewa	1100.00	1500.00	2600.00	2800.00	3400.00	3500.00	2900.00	3200.00	2000.00	2200.00	2600.00	2800.00	900.00	1100.00
Bandarawela	1200.00	1300.00	2300.00	2400.00	-	-	2600.00	2800.00	1600.00	1800.00	2000.00	2200.00	900.00	1100.00
Matale	1200.00	1300.00	2600.00	2800.00	-	-	2800.00	3000.00	1500.00	1600.00	1800.00	2000.00	800.00	900.00

Table 13: Selected Markets: Retail Price of Meat (Rs/kg)

Week 08: 20 - 26 Feb 2026

LOCATIONS	Meat		Meat (Chicken)		Meat					
	Beef		Broiler	Curry	Mutton	Pork				
Colombo	2800.00	- 3000.00	1400.00	- 1490.00	1200.00	- 1300.00	4000.00	- 4400.00	2700.00	- 2800.00
Gampaha		-	1300.00	- 1300.00	1400.00	- 1400.00		-	2600.00	- 2600.00
Kurunegala	2600.00	- 2600.00	1280.00	- 1350.00	1350.00	- 1350.00		-	2600.00	- 2600.00
Nikaweratiya	2500.00	- 2700.00	1150.00	- 1350.00		-		-		-
Dambulla		-	1350.00	- 1380.00	1400.00	- 1450.00		-	2600.00	- 2700.00
Anuradhapura	2600.00	- 2700.00	1200.00	- 1300.00	1350.00	- 1450.00		-	2600.00	- 2800.00
Thambuththegama		-	1100.00	- 1200.00		-		-	2400.00	- 2600.00
Polonnaruwa	2400.00	- 2400.00	1400.00	- 1450.00	1550.00	- 1550.00	4000.00	- 4000.00		-
Kaluthara	2600.00	- 2700.00	1350.00	- 1380.00	1200.00	- 1300.00		-	2600.00	- 2600.00
Badulla		-		-		-		-		-
Keppetipola	2400.00	- 2400.00	1280.00	- 1300.00	1350.00	- 1400.00		-		-
Moneragala	2600.00	- 2600.00	1360.00	- 1450.00	1550.00	- 1600.00		-	3000.00	- 3000.00
Kegalle	2600.00	- 2600.00	1250.00	- 1260.00	1130.00	- 1150.00	3600.00	- 3600.00	2500.00	- 2600.00
Ampara	2400.00	- 2500.00	1290.00	- 1400.00		-		-	2800.00	- 2900.00
Dehiattakandiya		-	1320.00	- 1350.00		-		-	2550.00	- 2700.00
Nuwaraeliya	2300.00	- 2400.00	1280.00	- 1320.00	1380.00	- 1400.00	3800.00	- 4000.00	2800.00	- 2900.00
Kandy	2500.00	- 2500.00	1250.00	- 1270.00	1300.00	- 1320.00	3500.00	- 3600.00	2800.00	- 2900.00
Puttalam	2450.00	- 2500.00	1350.00	- 1450.00	1500.00	- 1600.00	4200.00	- 4200.00		-
Hambantota		-	1330.00	- 1350.00		-		-		-
Rathnapura	2600.00	- 2600.00	1330.00	- 1380.00	1250.00	- 1320.00	3700.00	- 3700.00	2700.00	- 2700.00
Matara		-	1300.00	- 1400.00	1230.00	- 1300.00		-		-
Galle		-		-		-		-		-
Tissamaharama		-	1200.00	- 1350.00		-		-		-
Meegoda		-	1380.00	- 1400.00	1380.00	- 1380.00		-	2900.00	- 3000.00
Embilipitiya	2450.00	- 2500.00	1200.00	- 1250.00	1200.00	- 1250.00	3850.00	- 3900.00	2600.00	- 2700.00
Jaffna	2300.00	- 2400.00	1300.00	- 1400.00	1500.00	- 1600.00	3600.00	- 3700.00		-
Vavuniya	2100.00	- 2200.00	1340.00	- 1400.00	1600.00	- 1700.00		-		-
Mannar	2200.00	- 2200.00	1500.00	- 1600.00	1650.00	- 1650.00		-		-
Killinochchi	2400.00	- 2500.00	1300.00	- 1400.00	1600.00	- 1700.00	3900.00	- 4000.00		-
Mullaittivu	2200.00	- 2200.00	1500.00	- 1550.00	1600.00	- 1650.00		-		-
Batticaloa	2200.00	- 2200.00	1450.00	- 1450.00	1600.00	- 1600.00	3900.00	- 4000.00		-
Trincomalee	2200.00	- 2300.00	1300.00	- 1400.00	1600.00	- 1650.00	3400.00	- 3500.00		-
Veyangoda	2600.00	- 2600.00	1200.00	- 1300.00		-		-	2600.00	- 2600.00
Galenbindunuwewa	2500.00	- 2500.00	1280.00	- 1300.00	1400.00	- 1400.00	3500.00	- 3500.00		-
Bandarawela	2400.00	- 2500.00	1280.00	- 1350.00		-	3700.00	- 3800.00		-
Matale	2500.00	- 2600.00	1300.00	- 1350.00		-	3500.00	- 3600.00	2600.00	- 2700.00

Table 14: Colombo: Wholesale Prices (Rs/kg or Rs/piece)

Week 08: 20 - 26 Feb 2026

COMMODITY	Range	Average Price			Change Compared to		COMMODITY	Range	Average Price			Change Compared to	
		This Week	Last Week	Last Year	Last Week (%)	Last Year (%)			This Week	Last Week	Last Year	Last Week (%)	Last Year (%)
Rice							Coconut						
Local							Large	160.00 - 170.00	164.29	165.00	200.00	-0.43	-17.86
Samba 1	240.00 - 245.00	241.67	246.67	238.00	-2.03	1.54	Small	140.00 - 150.00	144.29	145.00	175.56	-0.49	-17.81
Samba 2	235.00 - 238.00	236.20	240.80	231.50	-1.91	2.03							
Keeri Samba	300.00 - 320.00	312.00	320.00	257.50	-2.50	21.17	Fruits (Rs/fruit)						
Nadu 1	200.00 - 205.00	202.50	206.00	227.00	-1.70	-10.79	Plantain						
Nadu 2	190.00 - 195.00	192.14	200.67	221.00	-4.25	-13.06	Ambul (Rs/kg)	100.00 - 160.00	128.33	131.67	98.00	-2.53	30.95
Raw (Red)	180.00 - 200.00	190.00	193.00	221.00	-1.55	-14.03	Kolikuttu (Rs/kg)	270.00 - 330.00	301.82	235.45	193.00	28.19	56.38
Raw (White)	185.00 - 195.00	190.56	194.00	221.00	-1.78	-13.78	Seeni (Rs/kg)	100.00 - 160.00	127.50	130.83	110.91	-2.55	14.96
Imported							Anamalu	33.00 - 46.00	38.82	39.30	28.00	-1.23	38.64
Samba	-	-	-	227.50	-	-	Ambun	50.00 - 60.00	54.55	55.20	37.20	-1.19	46.63
Nadu	-	-	-	-	-	-	Papaw(Rs/kg)	340.00 - 420.00	382.00	403.64	277.50	-5.36	37.66
Raw (Red)	-	-	-	-	-	-	Passion Fruit	80.00 - 140.00	110.00	118.75	118.89	-7.37	-7.48
Raw (White)	-	-	-	-	-	-	Pineapple Large	380.00 - 450.00	415.00	428.89	416.67	-3.24	-0.40
Dried Chillies							Pineapple Medium	290.00 - 350.00	320.00	327.78	321.67	-2.37	-0.52
Imported	850.00 - 950.00	905.00	871.67	576.00	3.82	57.12	Pineapple Small	230.00 - 280.00	255.00	266.67	255.00	-4.38	0.00
Onion							Mango						
Sinnan	-	-	-	-	-	-	Betti	-	-	-	-	-	-
Vedalan	-	-	-	-	-	-	Karthakolomban	235.00 - 435.00	348.00	423.33	335.00	-17.80	3.88
Imported	160.00 - 200.00	186.67	190.83	266.67	-2.18	-30.00	Vilad	-	-	-	-	-	-
Big Onion							Kohu	-	-	-	-	-	-
Imported	115.00 - 145.00	133.50	131.43	116.25	1.58	14.84	Other						
Local	-	-	-	-	-	-	Wood Apple	50.00 - 70.00	62.00	57.40	153.13	8.01	-59.51
Potato							Orange	35.00 - 47.00	37.60	37.80	40.63	-0.53	-7.45
Welimada	280.00 - 300.00	290.00	253.33	-	14.47	-	Avocado	270.00 - 335.00	302.50	335.00	217.14	-9.70	39.31
N'Eliya	310.00 - 330.00	321.00	304.00	337.00	5.59	-4.75	Slime Apple	40.00 - 60.00	47.78	50.00	19.63	-4.44	143.45
Imported	120.00 - 250.00	167.14	174.29	156.67	-4.10	6.69	Grapes (Imp., Rs/kg)	1900.00 - 2000.00	1950.00	2100.00	1666.67	-7.14	17.00
Pulses							King Coconut	180.00 - 200.00	190.00	175.00	228.75	8.57	-16.94
Green Gram	600.00 - 715.00	654.17	624.00	600.00	4.83	9.03	Sea Fish						
Cowpea (White)	700.00 - 800.00	750.00	725.00	663.33	3.45	13.07	Salaya	400.00 - 600.00	533.33	491.67	264.17	8.47	101.89
Cowpea (Red)	700.00 - 850.00	775.00	725.00	550.00	6.90	40.91	Hurulla	900.00 - 1200.00	1033.33	837.50	723.85	23.38	42.76
Red Dhal	245.00 - 250.00	248.75	239.38	263.33	3.92	-5.54	Balaya	800.00 - 1000.00	875.00	833.33	706.67	5.00	23.82
Vegetable							Kelawalla	900.00 - 1400.00	1156.25	1100.00	901.67	5.11	28.23
Beans (Butter)	-	-	-	-	-	-	Thora	2800.00 - 3200.00	2966.67	3000.00	1662.50	-1.11	78.45
Beans(Green)	350.00 - 450.00	400.00	420.00	183.64	-4.76	117.82	Paraw	1200.00 - 1400.00	1266.67	1216.67	1000.00	4.11	26.67
Carrot	180.00 - 230.00	208.33	240.91	678.00	-13.52	-69.27	Mora	1300.00 - 1400.00	1350.00	1433.33	1118.75	-5.81	20.67
Leeks	160.00 - 200.00	187.27	200.00	212.00	-6.36	-11.66	Shrimps	1800.00 - 2600.00	2242.86	2525.00	1975.00	-11.17	13.56
Beetroot	100.00 - 200.00	170.00	182.50	200.00	-6.85	-15.00	Thalapath	2000.00 - 2400.00	2185.71	2328.57	1637.50	-6.13	33.48
Knolkhol	100.00 - 150.00	119.00	120.00	192.00	-0.83	-38.02	Eggs						
Raddish	40.00 - 50.00	46.00	50.00	96.00	-8.00	-52.08	Brown	35.00 - 36.00	35.50	35.17	29.19	0.95	21.63
Cabbage	70.00 - 120.00	93.08	135.00	317.00	-31.05	-70.64	White	33.00 - 34.00	33.78	33.75	26.31	0.08	28.37
Tomato	120.00 - 150.00	134.00	138.18	106.00	-3.03	26.42	Dried Fish						
Ladies Fingers	70.00 - 120.00	94.55	123.00	172.00	-23.13	-45.03	Sprats	1150.00 - 1450.00	1287.50	1225.00	905.83	5.10	42.13
Brinjal	80.00 - 130.00	105.00	119.17	226.00	-11.89	-53.54	Sprats (Imported)	850.00 - 1050.00	955.00	918.00	619.17	4.03	54.24
Capsicum	350.00 - 500.00	420.00	518.18	900.00	-18.95	-53.33	Kattawa	1600.00 - 1800.00	1728.57	1958.33	-	-11.73	-
Pumpkin	100.00 - 130.00	112.00	110.91	134.00	0.98	-16.42	Kattawa (Imported)	1700.00 - 1800.00	1757.14	1714.29	1486.92	2.50	18.17
Cucumber	40.00 - 60.00	50.00	52.73	142.00	-5.17	-64.79	Thora	2400.00 - 3000.00	2861.11	2837.50	-	0.83	-
Bitter Gourd	300.00 - 400.00	340.91	327.27	415.00	4.17	-17.85	Thora (Imported)	2700.00 - 3000.00	2828.57	3075.00	-	-8.01	-
Snake Gourd	100.00 - 150.00	126.36	125.00	106.00	1.09	19.21	Mora	2550.00 - 2700.00	2657.14	2635.71	1826.67	0.81	45.46
Drumstick	-	-	-	-	-	-	Mora (Imported)	2300.00 - 2450.00	2371.43	2491.67	-	-4.83	-
Luffa	160.00 - 250.00	194.55	220.83	215.00	-11.90	-9.51	Balaya	1250.00 - 1500.00	1378.57	1428.57	795.83	-3.50	73.22
Long Beans	80.00 - 150.00	115.45	149.00	121.00	-22.51	-4.58	Balaya (Imported)	-	-	-	-	-	-
Ash Plantain	140.00 - 180.00	155.45	153.33	132.00	1.38	17.77	Anguluwa	1700.00 - 1800.00	1750.00	2025.00	-	-13.58	-
Green Chillies	200.00 - 300.00	255.00	315.00	1180.00	-19.05	-78.39	Anguluwa (Imported)	1800.00 - 1900.00	1850.00	1800.00	1455.83	2.78	27.07
Lime	60.00 - 90.00	74.00	78.00	112.00	-5.13	-33.93	Maduwa	1400.00 - 1800.00	1642.86	1541.67	1248.33	6.56	31.60
Root Crops							Maduwa (Imported)	1000.00 - 1100.00	1050.00	916.67	-	14.55	-
Sweet Potato	130.00 - 170.00	155.00	154.29	137.00	0.46	13.14	Koduwa	-	-	-	-	-	-
Manioc	100.00 - 120.00	104.44	92.86	100.00	12.48	4.44	Koduwa (Imported)	-	-	-	-	-	-
Leafy Vegetable							Salaya	650.00 - 900.00	781.25	850.00	615.00	-8.09	27.03
Mukunuwenna	35.00 - 50.00	42.50	47.50	42.50	-10.53	0.00	Salaya (Imported)	-	-	-	-	-	-
Kankun	35.00 - 50.00	42.50	47.50	42.50	-10.53	0.00							
Gotukola (Rs/kg)	200.00 - 280.00	248.00	276.67	328.75	-10.36	-24.56							

This Week: Week 08: 20 - 26 Feb 2026
 Last Week: Week 07: 13 - 19 Feb 2026

Table 15: Colombo &Suburbs: Retail Prices (Rs/kg or Rs/piece)

Week 08: 20 - 26 Feb 2026

COMMODITY	Range	Average Price			Change Compared to		COMMODITY	Range	Average Price			Change Compared to	
		This Week	Last Week	Last Year	Last Week (%)	Last Year (%)			This Week	Last Week	Last Year	Last Week (%)	Last Year (%)
<u>Rice</u>							<u>Coconut</u>						
Local							Large						
Samba 1	260.00 - 280.00	264.58	264.80	246.80	-0.22	7.21	170.00 - 200.00	187.31	187.05	230.00	0.26	-18.56	
Samba 2	-	-	-	-	-	-	Small	150.00 - 170.00	161.58	161.11	199.52	0.47	-19.02
Keeri Samba	340.00 - 380.00	356.67	372.69	265.29	-16.03	34.44	<u>Fruits (Rs/fruit)</u>						
Nadu 1	230.00 - 240.00	233.33	233.08	239.78	0.26	-2.69	Plantain						
Nadu 2	-	-	-	-	-	-	Ambul (Rs/kg)	180.00 - 250.00	223.16	208.00	185.36	15.16	20.39
Raw (Red)	200.00 - 220.00	214.57	215.24	245.50	-0.67	-12.60	Kolikuttu (Rs/kg)	300.00 - 450.00	374.74	333.00	306.33	41.74	22.33
Raw (White)	220.00 - 230.00	223.33	224.05	247.50	-0.71	-9.76	Seeni (Rs/kg)	150.00 - 240.00	200.50	198.10	191.72	2.40	4.58
Imported							Anamalu						
Samba	260.00 - 280.00	271.58	262.14	238.42	9.44	13.91	Ambun	60.00 - 80.00	73.12	72.18	56.33	0.94	29.79
Nadu	-	-	-	-	-	-	Papaw(Rs/kg)	400.00 - 550.00	483.00	493.57	372.96	-10.57	29.50
Raw (Red)	-	-	-	-	-	-	Passion Fruit	120.00 - 200.00	158.18	162.00	157.33	-3.82	0.54
Raw (White)	-	-	-	-	-	-	Pineapple Large	480.00 - 560.00	512.63	520.56	580.93	-7.92	-11.76
<u>Dried Chillies</u>							Pineapple Medium						
Imported	900.00 - 1300.00	1108.70	1102.27	891.67	6.42	24.34	Pineapple Small	300.00 - 360.00	340.53	355.56	336.09	-15.03	1.32
<u>Onion</u>							Mango						
Sinnan	-	-	-	-	-	-	Betti	-	-	-	-	-	-
Vedalan	-	-	-	-	-	-	Karthakolomban	335.00 - 470.00	410.00	511.67	448.64	-101.67	-8.61
Imported	300.00 - 480.00	382.92	407.83	463.72	-24.91	-17.43	Vilad	-	-	-	-	-	-
<u>Big Onion</u>							Kohu						
Imported	170.00 - 240.00	201.15	197.27	200.00	3.88	0.58	<u>Other</u>						
Local							Wood Apple						
<u>Potato</u>							Orange						
Welimada	350.00 - 360.00	356.67	-	-	-	-	Avocado	335.00 - 670.00	460.56	513.57	285.67	-53.02	61.22
N'Eliya	380.00 - 480.00	431.88	426.25	418.57	5.63	3.18	Slime Apple	70.00 - 120.00	90.28	91.50	60.19	-1.22	49.98
Imported	160.00 - 240.00	197.20	201.67	214.13	-4.47	-7.91	Grapes (Imp., Rs/kg)	2400.00 - 3000.00	2700.00	2635.71	2209.09	64.29	22.22
<u>Pulses</u>							King Coconut						
Green Gram	700.00 - 1000.00	910.00	905.24	769.70	4.76	18.23	200.00 - 220.00	212.22	215.71	261.74	-3.49	-18.92	
Cowpea (White)	900.00 - 1200.00	1072.73	1069.05	838.93	3.68	27.87	<u>Sea Fish</u>						
Cowpea (Red)	900.00 - 1200.00	1044.74	1038.64	786.80	6.10	32.78	Salaya	600.00 - 800.00	699.33	690.00	422.38	9.33	65.57
Red Dhal	260.00 - 320.00	293.20	290.45	300.79	2.75	-2.52	Hurulla	1200.00 - 1500.00	1367.86	1333.33	989.33	34.52	38.26
<u>Vegetable</u>							Balaya						
Beans (Butter)	-	-	-	-	-	-	Kelawalla	1800.00 - 3000.00	2485.71	2443.75	1622.50	41.96	53.20
Beans(Green)	400.00 - 600.00	493.89	515.00	354.85	-21.11	39.18	Thora	3200.00 - 4400.00	3818.18	3825.00	2650.00	-6.82	44.08
Carrot	280.00 - 480.00	391.74	405.65	878.89	-13.91	-55.43	Paraw	1800.00 - 2800.00	2150.00	2100.00	1680.59	50.00	27.93
Leeks	230.00 - 400.00	346.82	407.69	354.69	-60.87	-2.22	Mora	1700.00 - 2200.00	1930.00	1922.22	-	7.78	
Beetroot	160.00 - 380.00	308.57	388.85	357.00	-80.27	-13.57	Shrimps	2600.00 - 3000.00	2870.83	2992.86	2213.89	-122.02	29.67
Knolkhol	150.00 - 380.00	277.62	297.62	372.19	-20.00	-25.41	Thalalpath	2600.00 - 3400.00	2987.50	3080.00	2321.43	-92.50	28.69
Raddish	100.00 - 280.00	213.48	230.45	235.00	-16.98	-9.16	<u>Eggs</u>						
Cabbage	160.00 - 320.00	260.00	319.62	432.26	-59.62	-39.85	Brown	36.00 - 38.00	36.81	35.89	32.30	0.92	13.97
Tomato	180.00 - 320.00	269.57	309.62	269.68	-40.05	-0.04	White	34.00 - 36.00	35.25	34.65	30.50	0.60	15.57
Ladies Fingers	150.00 - 320.00	240.87	293.20	330.67	-52.33	-27.16	<u>Dried Fish</u>						
Brijjal	200.00 - 320.00	270.83	274.62	463.44	-3.78	-41.56	Sprats	1800.00 - 2400.00	2173.33	2009.52	1614.29	163.81	34.63
Capsicum	450.00 - 800.00	644.09	796.80	1289.66	-152.71	-50.06	Sprats (Imported)	1200.00 - 1400.00	1357.89	1347.37	1093.75	10.53	24.15
Pumpkin	150.00 - 260.00	213.33	234.23	262.19	-20.90	-18.63	Kattawa	2200.00 - 2800.00	2452.94	2447.06	2180.00	5.88	12.52
Cucumber	100.00 - 240.00	170.40	196.09	256.33	-25.69	-33.52	Thora	3200.00 - 3800.00	3800.00	3580.00	-	220.00	
Bitter Gourd	380.00 - 600.00	542.73	537.60	628.71	5.13	-13.68	Mora	2800.00 - 3200.00	3030.77	2969.23	2457.89	61.54	23.31
Snake Gourd	200.00 - 400.00	304.29	292.08	315.81	12.20	-3.65	Balaya	1600.00 - 2400.00	1990.91	2066.67	1630.00	-75.76	22.14
Drumstick	-	-	-	-	-	-	Anguluwa	2200.00 - 2600.00	2425.00	2640.00	2320.00	-215.00	4.53
Luffa	220.00 - 400.00	324.00	373.20	445.81	-49.20	-27.32	Maduwa	-	-	-	1425.00	-	-
Long Beans	200.00 - 360.00	268.57	307.50	297.33	-38.93	-9.67	Koduwa	-	-	-	-	-	-
Ash Plantain	180.00 - 400.00	311.00	303.08	267.33	7.92	16.33	Salaya	800.00 - 1200.00	993.33	1026.67	1173.68	-33.33	-15.37
Green Chillies	400.00 - 800.00	597.92	655.60	1683.33	-57.68	-64.48	<u>Meat</u>						
Lime	120.00 - 400.00	312.50	330.00	301.92	-17.50	3.50	Beef (without Bones)	2800.00 - 3000.00	2914.29	2880.00	2633.33	34.29	10.67
<u>Root Crops</u>							Chicken (Broiler)						
Sweet Potato	200.00 - 320.00	291.67	325.60	283.13	-33.93	3.02	Chicken (Curry)	1200.00 - 1300.00	1275.00	1216.67	1155.38	58.33	10.35
Manioc	150.00 - 260.00	206.96	207.60	209.63	-0.64	-1.28	Mutton	4000.00 - 4400.00	4212.50	4183.33	3591.67	29.17	17.29
<u>Leafy Vegetable(Rs/bundle)</u>							Pork						
Mukunuwenna	40.00 - 100.00	80.53	83.00	73.50	-2.47	9.56	2700.00 - 2800.00	2733.33	2700.00	1300.00	33.33	110.26	
Kankun	40.00 - 100.00	81.05	83.00	74.50	-1.95	8.80	-	-	-	-	-	-	-
Gotukola	140.00 - 360.00	243.16	240.00	240.53	3.16	1.09	-	-	-	-	-	-	-

This Week: Week 08: 20 - 26 Feb 2026
 Last Week: Week 07: 13 - 19 Feb 2026

Table 16: Farmgate/Producer Prices of Food Commodities in Selected Producing Areas (Rs/kg)

Week 08: 20 - 26 Feb 2026

COMMODITY	Range	Average Price	COMMODITY	Range	Average Price	COMMODITY	Range	Average Price
<u>Paddy</u>			<u>Vegetable (Up Country)</u>			Snake Gourd		
Short Grain			Beans			Dambulla	86.00 - 100.00	92.20
A'pura	121.00 - 126.00	123.00	Dambulla	280.00 - 330.00	306.00	Hambantota	-	
P'narawa	114.00 - 133.00	123.20	Welimada	300.00 - 335.00	322.00	Embilipitiya	100.00 - 120.00	112.50
Kalawewa	122.00 - 127.00	124.60	Badulla	-		Matara	-	
Kurunegala	112.00 - 135.00	123.00	Carrot			A'pura	80.00 - 100.00	88.00
Dehiattakandiya	-		N'Eliya	220.00 - 230.00	224.00	Luffa		
Nikaweratiya	110.00 - 135.00	124.60	Welimada	130.00 - 150.00	137.00	Dambulla	100.00 - 115.00	107.00
Ampara	130.00 - 135.00	133.00	Hanguranketha	150.00 - 180.00	163.33	Hambantota	-	
Long Grain (White)			Leeks			Embilipitiya	150.00 - 170.00	160.00
A'pura	105.00 - 110.00	107.00	N'Eliya	155.00 - 165.00	159.00	Matara	-	
P'narawa	88.00 - 109.00	98.80	Welimada	145.00 - 165.00	156.00	A'pura	120.00 - 140.00	128.00
Kalawewa	105.00 - 108.00	106.40	Beetroot			Green Chillies		
Kurunegala	85.00 - 110.00	97.67	N'Eliya	85.00 - 95.00	90.00	Dambulla	250.00 - 280.00	268.00
Dehiattakandiya	88.00 - 109.00	98.80	Dambulla	-		Hambantota	300.00 - 300.00	300.00
Embilipitiya	-		Kurunegala	-		Embilipitiya	320.00 - 350.00	335.00
Nikaweratiya	85.00 - 112.00	100.40	Welimada	130.00 - 145.00	137.00	Puttalam	237.00 - 256.00	241.75
Hambantota	-		Hanguranketha	-		A'pura	250.00 - 300.00	270.00
Ampara	78.00 - 110.00	94.33	Knol Khol			Pumpkin		
Long Grain (Red)			N'Eliya	80.00 - 90.00	84.00	Dambulla	72.00 - 86.00	79.80
Matara	98.00 - 105.00	100.75	Welimada	120.00 - 135.00	126.00	Hambantota	-	
Hambantota	110.00 - 110.00	110.00	Hanguranketha	-		Embilipitiya	80.00 - 100.00	92.50
Embilipitiya	100.00 - 105.00	102.80	Raddish			Matara	-	
Keeri Samba			N'Eliya	20.00 - 25.00	23.00	A'pura	60.00 - 70.00	64.00
A'pura	140.00 - 145.00	142.00	Welimada	25.00 - 30.00	27.60	Moneragala	70.00 - 80.00	74.00
P'narawa	140.00 - 156.00	148.10	Hambantota	-		Cucumber		
Kalawewa	140.00 - 147.00	143.80	Hanguranketha	30.00 - 50.00	40.00	A'pura	20.00 - 30.00	24.00
Kurunegala	132.00 - 150.00	140.67	Cabbage			Dambulla	20.00 - 28.00	24.40
Dehiattakandiya	140.00 - 142.00	140.67	N'Eliya	70.00 - 80.00	76.00	Hambantota	30.00 - 50.00	40.00
Red Onion			Welimada	45.00 - 65.00	54.00	Matara	40.00 - 50.00	46.25
Puttalam	-		Badulla	-		Long Beans		
Jaffna	-		Hanguranketha	80.00 - 100.00	90.00	Dambulla	110.00 - 145.00	129.00
Big Onion			Tomato			Hambantota	60.00 - 80.00	70.00
Dambulla	-		Welimada	110.00 - 135.00	123.00	Embilipitiya	80.00 - 100.00	92.50
Kalawewa	-		Hambantota	80.00 - 100.00	90.00	Matara	100.00 - 120.00	112.50
A'pura	-		Dambulla	95.00 - 110.00	101.00	A'pura	80.00 - 100.00	88.00
Potato			Hanguranketha	90.00 - 110.00	100.00	Ash Plantain		
N'Eliya	245.00 - 255.00	249.00	Vegetable (Low Country)			Hambantota	-	
Badulla	-		Ladies Fingers			Embilipitiya	110.00 - 130.00	120.00
Welimada	235.00 - 250.00	243.00	A'pura	80.00 - 100.00	88.00	Matara	100.00 - 120.00	110.00
Pulses			Dambulla	100.00 - 120.00	112.00	Lime		
Green Gram			Hambantota	80.00 - 100.00	90.00	Hambantota	-	
Hambantota	-		Embilipitiya	70.00 - 80.00	76.25	Embilipitiya	60.00 - 80.00	70.00
Moneragala	500.00 - 550.00	520.00	Matara	90.00 - 110.00	100.00	Moneragala	50.00 - 55.00	52.00
Embilipitiya	590.00 - 600.00	595.00	Brinjal			Fruits (Rs/kg)		
Nikaweratiya	430.00 - 450.00	438.75	A'pura	100.00 - 120.00	108.00	Banana		
A'pura	500.00 - 550.00	520.00	Dambulla	95.00 - 115.00	106.00	Ambul		
Cowpea			Hambantota	80.00 - 100.00	90.00	Moneragala	60.00 - 80.00	68.00
Hambantota	-		Embilipitiya	100.00 - 120.00	110.00	Embilipitiya	80.00 - 100.00	88.00
Nikaweratiya	480.00 - 540.00	510.00	Matara	100.00 - 120.00	112.50	Hambantota	100.00 - 120.00	110.00
Moneragala	500.00 - 550.00	520.00	Welimada	90.00 - 100.00	95.00	Kolikuttu		
Embilipitiya	640.00 - 650.00	645.00	Capsicum			Moneragala	200.00 - 220.00	208.00
Maize			Badulla	-		Embilipitiya	220.00 - 250.00	234.00
A'pura	135.00 - 140.00	137.00	Welimada	280.00 - 300.00	287.50	Hambantota	220.00 - 260.00	240.00
Kalawewa	140.00 - 145.00	142.33	Bitter Gourd			Papaw		
Gingelly			A'pura	360.00 - 380.00	368.00	Moneragala	150.00 - 170.00	158.00
A'pura	-		Dambulla	270.00 - 320.00	294.00	Embilipitiya	250.00 - 260.00	256.25
Kalawewa	-		Hambantota	-		Hambantota	-	
Black Gram			Embilipitiya	300.00 - 320.00	307.50	Pineapple		
A'pura	-		Matara	320.00 - 330.00	325.00	Divulapitiya	-	
Kalawewa	-							

Annex 01 - Colombo Markets: Retail Prices of Rice and Subsidiary Food Crops (Rs/kg)

Week 08: 20 - 26 Feb 2026

27

CROP	PELIYAGODA	MAHARAGAMA	KIRULAPONE	NUGEGODA	NARAHENPITA	DEMATAGODA	THOTALANGA	KADAWATHA	KIRIBATHGODA
<u>Rice</u>									
Local									
Samba 1	260.00 - 270.00	260.00 - 260.00	260.00 - 270.00	260.00 - 280.00	260.00 - 280.00	260.00 - 260.00	260.00 - 270.00	260.00 - 270.00	260.00 - 270.00
Samba 2	-	-	-	-	-	-	-	-	-
Keeri Samba	350.00 - 360.00	380.00 - 380.00	360.00 - 370.00	380.00 - 380.00	350.00 - 370.00	350.00 - 350.00	340.00 - 350.00	345.00 - 345.00	345.00 - 350.00
Nadu 1	230.00 - 240.00	230.00 - 240.00	230.00 - 240.00	230.00 - 240.00	230.00 - 240.00	230.00 - 240.00	230.00 - 240.00	230.00 - 240.00	230.00 - 240.00
Nadu 2	-	-	-	-	-	-	-	-	-
Raw (Red)	210.00 - 220.00	210.00 - 220.00	200.00 - 220.00	210.00 - 220.00	220.00 - 220.00	220.00 - 220.00	210.00 - 220.00	218.00 - 220.00	220.00 - 220.00
Raw (White)	220.00 - 230.00	220.00 - 230.00	220.00 - 230.00	220.00 - 230.00	220.00 - 230.00	220.00 - 230.00	220.00 - 230.00	220.00 - 230.00	220.00 - 230.00
Imported									
Samba	270.00 - 280.00	280.00 - 280.00	270.00 - 280.00	270.00 - 280.00	270.00 - 280.00	270.00 - 270.00	260.00 - 280.00	260.00 - 260.00	260.00 - 270.00
Nadu	-	-	-	-	-	-	-	-	-
Raw (Red)	-	-	-	-	-	-	-	-	-
Raw (White)	-	-	-	-	-	-	-	-	-
<u>Dried Chillies</u>									
Imported	900.00 - 1100.00	1100.00 - 1200.00	1100.00 - 1200.00	1100.00 - 1300.00	1100.00 - 1300.00	1200.00 - 1200.00	900.00 - 1000.00	900.00 - 1000.00	1000.00 - 1100.00
<u>Red Onion</u>									
Sinnan	-	-	-	-	-	-	-	-	-
Vedalan	-	-	-	-	-	-	-	-	-
Imported	300.00 - 360.00	400.00 - 460.00	340.00 - 400.00	320.00 - 400.00	460.00 - 480.00	360.00 - 400.00	300.00 - 360.00	320.00 - 380.00	460.00 - 480.00
<u>Big Onion</u>									
Imported	170.00 - 180.00	200.00 - 240.00	180.00 - 200.00	200.00 - 240.00	180.00 - 220.00	200.00 - 200.00	180.00 - 200.00	180.00 - 200.00	180.00 - 220.00
Local	-	-	-	-	-	-	-	-	-
<u>Potato</u>									
Welimada	350.00 - 360.00	-	-	-	-	-	-	-	360.00 - 360.00
N'Eliya	400.00 - 440.00	480.00 - 480.00	450.00 - 460.00	440.00 - 460.00	440.00 - 480.00	460.00 - 460.00	380.00 - 400.00	400.00 - 420.00	400.00 - 400.00
Imported	170.00 - 180.00	220.00 - 240.00	200.00 - 240.00	180.00 - 200.00	200.00 - 220.00	180.00 - 200.00	180.00 - 200.00	160.00 - 200.00	180.00 - 200.00
<u>Pulses</u>									
Green Gram	700.00 - 750.00	900.00 - 1000.00	800.00 - 1000.00	900.00 - 1000.00	850.00 - 1000.00	960.00 - 960.00	800.00 - 1000.00	800.00 - 900.00	980.00 - 1000.00
Cowpea (White)	900.00 - 1000.00	1100.00 - 1100.00	1000.00 - 1100.00	1100.00 - 1200.00	1100.00 - 1200.00	900.00 - 900.00	900.00 - 1100.00	900.00 - 1000.00	1100.00 - 1200.00
Cowpea (Red)	900.00 - 1000.00	1000.00 - 1000.00	950.00 - 1000.00	1000.00 - 1200.00	1100.00 - 1200.00	900.00 - 900.00	900.00 - 1000.00	900.00 - 1000.00	1100.00 - 1200.00
Red Dhal	260.00 - 270.00	290.00 - 320.00	280.00 - 320.00	290.00 - 320.00	290.00 - 320.00	280.00 - 300.00	260.00 - 280.00	280.00 - 300.00	280.00 - 300.00

Annex 02 - Colombo Markets: Retail Prices of Vegetables (Rs/kg) and Coconut (Rs/nut)

Week 08: 20 - 26 Feb 2026

28

CROP	PELIYAGODA	MAHARAGAMA	KIRULAPONE	NUGEGODA	NARAHENPITA	DEMATAGODA	THOTALANGA	KADAWATHA	KIRIBATHGODA
<u>Vegetable</u>									
Beans	400.00 - 420.00	600.00 - 600.00	600.00 - 600.00	400.00 - 600.00	400.00 - 400.00	450.00 - 480.00	500.00 - 500.00	400.00 - 480.00	480.00 - 480.00
Carrot	280.00 - 350.00	480.00 - 480.00	400.00 - 400.00	400.00 - 480.00	350.00 - 400.00	320.00 - 340.00	480.00 - 480.00	320.00 - 480.00	400.00 - 400.00
Leeks	230.00 - 260.00	400.00 - 400.00	400.00 - 400.00	320.00 - 400.00	350.00 - 360.00	320.00 - 320.00	300.00 - 350.00	400.00 - 400.00	400.00 - 400.00
Beetroot	160.00 - 200.00	360.00 - 380.00	320.00 - 320.00	380.00 - 380.00	320.00 - 340.00	320.00 - 320.00	350.00 - 350.00	320.00 - 320.00	320.00 - 320.00
Knolkhol	150.00 - 180.00	320.00 - 360.00	280.00 - 320.00	360.00 - 380.00	320.00 - 350.00	-	200.00 - 280.00	240.00 - 320.00	240.00 - 240.00
Raddish	100.00 - 120.00	240.00 - 280.00	200.00 - 200.00	240.00 - 280.00	220.00 - 240.00	-	250.00 - 280.00	240.00 - 240.00	160.00 - 200.00
Cabbage	180.00 - 240.00	320.00 - 320.00	320.00 - 320.00	240.00 - 320.00	240.00 - 250.00	320.00 - 320.00	160.00 - 180.00	240.00 - 240.00	320.00 - 320.00
Tomato	180.00 - 200.00	320.00 - 320.00	320.00 - 320.00	320.00 - 320.00	280.00 - 300.00	240.00 - 260.00	200.00 - 240.00	240.00 - 320.00	240.00 - 240.00
Ladies Fingers	150.00 - 160.00	300.00 - 320.00	280.00 - 320.00	240.00 - 320.00	240.00 - 260.00	200.00 - 200.00	200.00 - 240.00	240.00 - 320.00	240.00 - 240.00
Brinjal	200.00 - 240.00	320.00 - 320.00	320.00 - 320.00	240.00 - 320.00	260.00 - 280.00	240.00 - 260.00	200.00 - 260.00	240.00 - 240.00	320.00 - 320.00
Capsicum	450.00 - 480.00	600.00 - 800.00	680.00 - 800.00	780.00 - 800.00	650.00 - 700.00	600.00 - 600.00	600.00 - 700.00	600.00 - 600.00	600.00 - 600.00
Pumpkin	150.00 - 160.00	200.00 - 200.00	240.00 - 240.00	240.00 - 260.00	240.00 - 250.00	200.00 - 240.00	160.00 - 200.00	240.00 - 260.00	160.00 - 160.00
Cucumber	100.00 - 110.00	200.00 - 200.00	160.00 - 200.00	200.00 - 200.00	150.00 - 160.00	150.00 - 160.00	120.00 - 160.00	200.00 - 240.00	240.00 - 240.00
Bitter Gourd	380.00 - 450.00	560.00 - 600.00	520.00 - 600.00	600.00 - 600.00	550.00 - 560.00	-	450.00 - 550.00	400.00 - 450.00	600.00 - 600.00
Snake Gourd	200.00 - 260.00	400.00 - 400.00	320.00 - 360.00	400.00 - 400.00	320.00 - 340.00	240.00 - 250.00	200.00 - 240.00	240.00 - 320.00	400.00 - 400.00
Drumstick	-	-	-	-	-	-	-	-	-
Luffa	220.00 - 240.00	400.00 - 400.00	320.00 - 320.00	400.00 - 400.00	350.00 - 360.00	-	260.00 - 300.00	240.00 - 400.00	320.00 - 350.00
Long Beans	200.00 - 220.00	320.00 - 360.00	240.00 - 280.00	280.00 - 360.00	280.00 - 300.00	-	200.00 - 240.00	240.00 - 320.00	200.00 - 200.00
Ash Plantain	180.00 - 200.00	320.00 - 360.00	400.00 - 400.00	320.00 - 400.00	260.00 - 300.00	320.00 - 320.00	240.00 - 280.00	320.00 - 320.00	240.00 - 240.00
Green Chillies	450.00 - 560.00	600.00 - 800.00	500.00 - 600.00	600.00 - 800.00	550.00 - 600.00	500.00 - 550.00	400.00 - 450.00	600.00 - 800.00	600.00 - 600.00
Lime	120.00 - 160.00	320.00 - 320.00	400.00 - 400.00	400.00 - 400.00	280.00 - 300.00	400.00 - 400.00	200.00 - 240.00	320.00 - 400.00	360.00 - 400.00
<u>Root Crops</u>									
Sweet Potato	200.00 - 220.00	320.00 - 320.00	320.00 - 320.00	320.00 - 320.00	260.00 - 280.00	280.00 - 320.00	220.00 - 260.00	300.00 - 320.00	260.00 - 280.00
Manioc	160.00 - 180.00	200.00 - 260.00	240.00 - 240.00	240.00 - 260.00	180.00 - 200.00	200.00 - 220.00	150.00 - 160.00	150.00 - 200.00	180.00 - 200.00
<u>Leafy Vegetable</u>									
Mukunuwenna	40.00 - 50.00	80.00 - 80.00	80.00 - 80.00	100.00 - 100.00	70.00 - 80.00	-	60.00 - 70.00	100.00 - 100.00	80.00 - 80.00
Kankun	40.00 - 50.00	80.00 - 80.00	80.00 - 80.00	100.00 - 100.00	70.00 - 80.00	-	60.00 - 80.00	100.00 - 100.00	80.00 - 80.00
Gotukola	160.00 - 160.00	360.00 - 360.00	300.00 - 300.00	300.00 - 300.00	260.00 - 260.00	-	140.00 - 150.00	150.00 - 160.00	150.00 - 150.00
<u>Coconut</u>									
Large	170.00 - 180.00	180.00 - 190.00	180.00 - 190.00	180.00 - 190.00	180.00 - 190.00	180.00 - 190.00	180.00 - 190.00	180.00 - 200.00	190.00 - 200.00
Small	150.00 - 160.00	160.00 - 170.00	160.00 - 170.00	160.00 - 170.00	160.00 - 170.00	160.00 - 170.00	150.00 - 160.00	150.00 - 160.00	160.00 - 170.00

Annex 03 - Colombo Markets: Retail Prices of Fruits (Rs/fruit)

Week 08: 20 - 26 Feb 2026

29

CROP	PELIYAGODA	MAHARAGAMA	KIRULAPONE	NUGEGODA	NARAHENPITA	DEMATAGODA	THOTALANGA	KADAWATHA	KIRIBATHGODA
<i>Plantain</i>									
Ambul (Rs/Kg)	180.00 - 220.00	240.00 - 240.00	240.00 - 250.00	240.00 - 250.00	230.00 - 250.00	240.00 - 250.00	180.00 - 200.00	220.00 - 230.00	180.00 - 200.00
Kolikuttu (Rs/Kg)	300.00 - 350.00	360.00 - 400.00	400.00 - 450.00	300.00 - 350.00	380.00 - 400.00	380.00 - 450.00	350.00 - 380.00	400.00 - 420.00	370.00 - 380.00
Seeni (Rs/Kg)	150.00 - 180.00	220.00 - 240.00	240.00 - 240.00	240.00 - 240.00	200.00 - 220.00	230.00 - 240.00	180.00 - 200.00	200.00 - 220.00	180.00 - 200.00
Anamalu	50.00 - 51.00	50.00 - 57.00	50.00 - 54.00	43.00 - 50.00	50.00 - 54.00	43.00 - 50.00	50.00 - 50.00	50.00 - 51.00	50.00 - 50.00
Ambun	72.00 - 80.00	76.00 - 80.00	72.00 - 76.00	70.00 - 70.00	72.00 - 75.00	60.00 - 72.00	70.00 - 70.00	75.00 - 76.00	72.00 - 72.00
<i>Pineapple</i>									
Large	480.00 - 520.00	480.00 - 540.00	530.00 - 550.00	500.00 - 520.00	500.00 - 520.00	480.00 - 500.00	480.00 - 500.00	550.00 - 560.00	500.00 - 530.00
Medium	400.00 - 450.00	400.00 - 420.00	450.00 - 460.00	450.00 - 450.00	400.00 - 450.00	400.00 - 420.00	400.00 - 420.00	440.00 - 460.00	400.00 - 450.00
Small	320.00 - 350.00	340.00 - 350.00	350.00 - 360.00	350.00 - 360.00	350.00 - 360.00	300.00 - 320.00	300.00 - 330.00	340.00 - 350.00	350.00 - 360.00
<i>Mango</i>									
Betti	-	-	-	-	-	-	-	-	-
Karthakolomban	400.00 - 470.00	-	335.00 - 335.00	-	-	-	-	-	-
Vilad	-	-	-	-	-	-	-	-	-
Kohu	-	-	-	-	-	-	-	-	-
<i>Other Fruits</i>									
Wood Apple	80.00 - 90.00	100.00 - 120.00	140.00 - 140.00	120.00 - 130.00	100.00 - 100.00	100.00 - 120.00	80.00 - 80.00	96.00 - 100.00	100.00 - 120.00
Orange	70.00 - 75.00	80.00 - 85.00	100.00 - 120.00	100.00 - 100.00	70.00 - 80.00	-	60.00 - 65.00	65.00 - 70.00	85.00 - 100.00
Avocado	335.00 - 400.00	-	435.00 - 435.00	670.00 - 670.00	400.00 - 400.00	-	-	500.00 - 670.00	-
Slime Apple	70.00 - 90.00	80.00 - 100.00	120.00 - 120.00	100.00 - 120.00	70.00 - 80.00	80.00 - 80.00	70.00 - 80.00	80.00 - 100.00	90.00 - 100.00
Grapes (Rs/Kg)	2800.00 - 3000.00	2400.00 - 2400.00	3000.00 - 3000.00	3000.00 - 3000.00	2600.00 - 2800.00	3000.00 - 3000.00	2500.00 - 2500.00	2600.00 - 2600.00	2500.00 - 2500.00
Papaw (Rs/Kg)	450.00 - 480.00	480.00 - 500.00	550.00 - 550.00	480.00 - 500.00	400.00 - 480.00	450.00 - 500.00	450.00 - 500.00	480.00 - 500.00	450.00 - 500.00
Passion	120.00 - 120.00	-	200.00 - 200.00	200.00 - 200.00	150.00 - 150.00	150.00 - 150.00	120.00 - 140.00	140.00 - 140.00	-
King Coconut	200.00 - 220.00	200.00 - 220.00	220.00 - 220.00	200.00 - 220.00	200.00 - 220.00	220.00 - 220.00	200.00 - 220.00	200.00 - 220.00	200.00 - 220.00

Annex 04 - Colombo Markets: Retail Prices of Sea Fish and Dried Fish (Rs/kg)

Week 08: 20 - 26 Feb 2026

30

CROP	PELIYAGODA	MAHARAGAMA	KIRULAPONE	NUGEGODA	NARAHENPITA	DEMATAGODA	THOTALANGA	KADAWATHA	KIRIBATHGODA
<i>Sea Fish</i>									
Salaya	700.00 - 800.00	800.00 - 800.00	700.00 - 800.00	700.00 - 700.00	720.00 - 720.00	800.00 - 800.00	600.00 - 620.00	600.00 - 600.00	600.00 - 600.00
Hurulla	1300.00 - 1500.00	1400.00 - 1400.00	1400.00 - 1400.00	1400.00 - 1400.00	1400.00 - 1400.00	1400.00 - 1400.00	1300.00 - 1400.00	1200.00 - 1300.00	1300.00 - 1300.00
Balaya	1300.00 - 1400.00	1700.00 - 1700.00	1400.00 - 1400.00	1400.00 - 1400.00	1600.00 - 1600.00	-	1600.00 - 1800.00	1800.00 - 1800.00	1800.00 - 1800.00
Kelawalla	1800.00 - 2000.00	2400.00 - 2400.00	2800.00 - 2800.00	3000.00 - 3000.00	2400.00 - 2400.00	2400.00 - 2400.00	2200.00 - 2400.00	2400.00 - 2400.00	2400.00 - 2400.00
Thora	3600.00 - 3900.00	3800.00 - 3800.00	4400.00 - 4400.00	3600.00 - 3600.00	3600.00 - 3600.00	3200.00 - 3200.00	-	4000.00 - 4000.00	-
Paraw	1800.00 - 2000.00	2400.00 - 2400.00	2400.00 - 2800.00	-	2700.00 - 2700.00	2600.00 - 2600.00	1800.00 - 1800.00	1800.00 - 1800.00	-
Mora	1700.00 - 1900.00	-	-	2000.00 - 2000.00	2200.00 - 2200.00	2000.00 - 2000.00	2000.00 - 2000.00	2000.00 - 2000.00	2000.00 - 2000.00
Shrimps Small	2700.00 - 3000.00	2800.00 - 2800.00	3000.00 - 3000.00	2600.00 - 2600.00	-	3000.00 - 3000.00	2800.00 - 3000.00	2900.00 - 2900.00	3000.00 - 3000.00
Talapath	2600.00 - 2800.00	3000.00 - 3000.00	3200.00 - 3200.00	3200.00 - 3200.00	3400.00 - 3400.00	3000.00 - 3000.00	3000.00 - 3000.00	3000.00 - 3000.00	-
<i>Eggs (Rs/egg)</i>									
Brown	37.00 - 38.00	37.00 - 37.00	36.00 - 37.00	36.00 - 37.00	37.00 - 38.00	37.00 - 37.00	36.00 - 37.00	36.00 - 37.00	36.00 - 36.00
White	34.00 - 35.00	35.00 - 36.00	35.00 - 35.00	35.00 - 35.00	36.00 - 36.00	36.00 - 36.00	35.00 - 35.00	35.00 - 36.00	35.00 - 35.00
<i>Dried Fish</i>									
Sprats	2400.00 - 2400.00	2000.00 - 2200.00	2000.00 - 2200.00	2200.00 - 2400.00	2200.00 - 2400.00	2000.00 - 2400.00	2000.00 - 2000.00	1800.00 - 1800.00	2000.00 - 2000.00
Kattawa	2200.00 - 2400.00	2400.00 - 2400.00	2500.00 - 2800.00	2800.00 - 2800.00	2400.00 - 2600.00	2200.00 - 2200.00	2200.00 - 2400.00	2300.00 - 2600.00	2300.00 - 2400.00
Thora	-	3500.00 - 3500.00	-	3500.00 - 3500.00	-	3400.00 - 3400.00	3200.00 - 3200.00	-	3400.00 - 3800.00
Mora	2800.00 - 2800.00	-	3200.00 - 3200.00	3000.00 - 3200.00	-	2800.00 - 2800.00	3000.00 - 3000.00	3000.00 - 3200.00	3200.00 - 3200.00
Balaya	1600.00 - 1800.00	2200.00 - 2200.00	2400.00 - 2400.00	2400.00 - 2400.00	1800.00 - 1800.00	2200.00 - 2200.00	2000.00 - 2000.00	2000.00 - 2000.00	1900.00 - 1900.00
Anguluwa	2200.00 - 2200.00	2400.00 - 2600.00	2400.00 - 2600.00	2400.00 - 2400.00	2200.00 - 2200.00	2400.00 - 2400.00	2400.00 - 2400.00	2400.00 - 2400.00	-
Salaya	800.00 - 1200.00	1000.00 - 1100.00	1000.00 - 1000.00	-	1000.00 - 1000.00	1000.00 - 1200.00	800.00 - 1000.00	1000.00 - 1000.00	800.00 - 1000.00
<i>Meat</i>									
Beef (without Bones)	-	3000.00 - 3000.00	2900.00 - 3000.00	2800.00 - 2800.00	2900.00 - 2900.00	-	3000.00 - 3000.00	2800.00 - 2800.00	-
Chicken (Broiler)	1400.00 - 1400.00	1490.00 - 1490.00	1420.00 - 1420.00	1420.00 - 1420.00	1400.00 - 1400.00	1400.00 - 1400.00	1400.00 - 1400.00	1430.00 - 1430.00	1420.00 - 1420.00
Chicken (Curry)	-	-	-	-	1200.00 - 1200.00	-	1300.00 - 1300.00	1300.00 - 1300.00	1300.00 - 1300.00
Mutton	-	4300.00 - 4300.00	4400.00 - 4400.00	4200.00 - 4200.00	4200.00 - 4200.00	4200.00 - 4200.00	4000.00 - 4000.00	4000.00 - 4000.00	4400.00 - 4400.00
Pork	-	2700.00 - 2700.00	-	-	-	-	-	2800.00 - 2800.00	2700.00 - 2700.00

Annex 05 : Food Composition of Selected Food Commodities

Commodity	Energy (kcal/100g)	Protein (g/100g)	Total fat (g/100g)	Retinol Eq (μ g/100g)	Vit B2 (mg/100g)	Vit B6 (mg/100g)	Folate (μ g/100g)	Vit C (mg/100g)	Calcium (mg/100g)	Magnesium (mg/100g)	Iron (mg/100g)	Zinc (mg/100g)
Rice												
Rice - (white Kekulu - normal)	361	9.88	1.52	-	0.03	0.09	10.67	-	6.94	26.29	1.22	1.5
Rice - (white Kekulu Samba)	355	8.81	1.53	-	0.03	0.09	8.11	-	9.82	30.48	0.92	1.7
Rice - (Red Kekulu - normal)	366	8.64	2.12	-	0.05	0.1	8.39	-	4.73	31.7	0.88	1.84
Rice -Samba	369	6.86	2.45	-	0.05	0.13	12.79	-	8.71	37.26	1.18	1.49
Rice - Nadu White	366	7.76	1.48	-	0.03	0.12	9.35	-	4.57	20.1	0.64	1.61
Dried chilies	233	12.68	6.41	437	0.84	0.42	46.83	NA	107	231	5.39	1.65
Onion												
Big onions	48	1.67	0.24	0.16	0.01	0.1	32.99	7.58	14.82	16.94	0.45	0.25
Red onions	55	2.13	0.15	0.18	0.02	0.13	30.15	14.26	20.37	19.32	0.31	0.28
Potatoes	71	1.67	0.25		0.01	0.09	14.31	20.5	9.83	23.84	0.46	0.29
Pulses												
Green gram	290	21.97	0.93	19.5	0.28	0.33	135	NA	98.96	146	4.15	2.86
White cowpea	320	21.25	1.14	1.36	0.09	0.26	249	NA	84.1	213	5.04	3.57
Red cowpea	320	20.24	1.08	0.96	0.11	0.27	273	NA	81.83	194	4.95	3.4
Red Dhal	319	23.09	0.77	1.06	1.6	0.22	55	NA	41.27	66.63	7.45	3.34
Vegetables												
Beans	46	3.95	0.15	6.64	0.1	0.3	45.2	7.02	35.68	45.56	0.7	0.59
Carrot	30	0.85	0.45	1240	0.03	0.1	24.71	5.93	27.65	11.7	0.59	0.25
Leeks	30	1.74	0.49	18.56	0.02	0.19	42.63	4.65	29.28	11.77	1.49	0.43
Beetroot	31	2.12	0.15	1.52	0.01	0.09	108	4.51	20.29	34.88	0.77	0.29
Knolkhol	16	1.69	0.34		0.05	0.19	12.7	77.64	40.09	19.35	0.23	0.18
Radish	29	0.75	0.11		0.02	0.09	18.09	12.13	35.64	13.56	0.38	0.16
Cabbage	21	1.35	0.14	3.35	0.05	0.14	52.66	29.62	56.85	18.47	0.33	0.16

Tomatoes	20	0.88	0.56	165	0.03	0.09	20.16	25.58	9.69	14.93	0.31	0.12
Ladies fingers	26	2.06	0.19	12.41	0.08	0.28	70.62	24.48	92.26	55.23	0.96	0.44
Brinjal (Pandora Striped)	29	1.49	0.31	23	0.12	0.09	30.99	1.49	18.95	18	0.32	0.19
Brinjal (Chinese eggplant)	24	1.28	0.33	16.83	0.12	0.11	32.94	3.37	14.4	21.18	0.28	0.16
Capsicum	23	1.22	0.34	38.96	0.03	0.29	28.65	49.63	12.65	11.21	0.21	0.31
Pumpkin (Common)	31	0.86	0.3	30.41	0.02	0.09	17.72	8.73	18.75	9.93	0.49	0.25
Cucumber	19	0.98	0.24	0.58	0.01	0.08	19.66	4.08	22.1	18.22	0.67	0.21
Bitter gourd	19	1.47	0.23	55.08	0.05	0.06	53.1	46.89	25.19	35.81	1.75	0.26
Snake gourd (Dark green)	11	0.82	0.25	10.41	0.03	0.12	18.09	3.54	26.83	25.84	0.41	0.11
Snake gourd (Pale green)	11	0.89	0.25	5.14	0.03	0.07	16.52	2.85	27.11	21.77	0.47	0.2
Drumstick	30	2.48	0.12	3.13	0.06	0.12	60.48	92.33	22.27	28.51	0.5	0.26
Watakolu	12	0.86	0.15	59.33	0.01	0.07	25.48	6.41	14.67	14.01	4.42	0.45
Long beans	24	3.36	0.3	-	0.06	0.11	99.98	8.93	44.22	33.17	1.01	0.08
Ash Plantain	76	2.84	0.56	0.06	0.02	0.07	6.82	4.49	5.19	22.55	0.39	0.21
Green chillies	39	2.28	0.76	38.16	0.08	0.25	21.29	98.61	20.25	36.91	1.25	0.29
Limes	26	0.66	0.26	0.36	0.01	0.05	12.1	38.05	26	15.25	0.12	0.05
Kekiri	17	1.01	0.25	0.76	0.01	0.07	17.34	8.07	25.72	26.2	0.63	0.22
Ash pumpkin (Ash guord)	18	0.8	0.15		0.01	0.15	14.17	9.14	19.27	23.62	0.48	0.13
Cho-Cho	19	0.58	0.12	0.3	0.04	0.07	63.81	23.76	20.55	13.02	0.49	0.12
Thalana batu (Little prince)	21	1.28	0.39	24.33	0.12	0.09	38.63	2.4	12.38	19.62	0.31	0.22
Thalana batu (Thai eggplant)	21	1.45	0.26	18.33	0.11	0.09	31.18	2.71	17.24	37.22	0.37	0.24
Thibbatu	61	1.66	1.96	15.89	0.03	1.02	72.39	10.8	105	57.46	1.06	0.59
Kohila yams	27	0.64	0.16	1.72	0.01	0.14	4.64	1.67	52.33	33.95	0.61	1.62
Kehel muwa	19	1.36	0.63	4.27	0.02	0.12	40.51	8.16	35.09	31.43	0.38	0.39
Ambaralla	37	0.73	0.44	3.36	0.01	0.1	44.49	35.51	20.7	9.28	0.7	0.12
Mango	50	0.75	0.09	14.5	0.02	0.14	34.89	91.63	28.56	17.74	0.5	0.09
Mushroom	27	2.54	0.42	-	0.15	0.13	7.81	11.56	0.9	14.42	1.32	0.79
Dambala	21	1.84	0.2	38.74	0.08	0.4	33.69	19.82	68.24	31.38	1.2	0.44
Coconuts nuts	390	3.67	39.92	-	0.05	0.11	14.86	-				

Root Crop												
Sweet potato	108	1.27	0.33	NA	0.04	0.09	14.44	22.2	28.93	21.05	0.51	0.14
Manioc	78	0.92	0.19	NA	0.07	0.2	0.1	1.95	25.31	19.08	19.78	23.73
Nelum ala/Lotus root	79	1.94	0.93	NA	0.05	0.19	26.49	26.63	37.71	26.58	3.34	0.35
Kiriala	87	3.96	0.15	1.19	0.03	0.16	20.17	2.71	30.79	41.52	0.6	0.42
Iniala	103	3.2	0.3	33.14	0.01	0.22	22.19	13.03	40.99	28.98	1.31	0.29
Leafy Vegetables												
Mukunuwanna	28	3.15	0.55	92.25	0.09	0.27	96.14	3.24	135	45.38	1.7	1.03
Gotukola	15	0.64	0.47	226	0.07	0.23	70.11	6.74	96.31	41.42	1.25	0.66
Kankun	15	0.47	0.37	1614	0.08	0.4	33.69	19.82	49.21	18.35	1.32	0.44
Kathurumurunga	70	8.01	1.35	2097	0.33	0.22	120	121	901	96.64	4.36	0.53
Nivithi	22	2.2	0.47	959	0.06	0.11	74.05	10.26	163	61.37	1.49	0.67
Thampala	32	3.55	0.72	1474	0.21	0.22	74.27	82	258	209	3.5	1.4
Sarana	20	2.42	0.21	1149	0.03	0.13	58.54	9.89	59.57	42.93	0.13	0.75
Kohila leaves	33	4.1	0.83	300	0.02	0.17	56.76	5.56	19.5	20.32	0.25	0.3
Onion leaves	27	2.01	0.26	NA	0.04	0.18	56.8	23.38	35.21	74.95	3.15	0.77
Cabbage leaves	30	3.63	0.27	8.66	0.05	0.24	63.46	40.76	170	18.47	2.67	0.35
Salad leaves	19	1.05	0.24	NA	0.1	0.06	37.48	11.64	58.23	36.89	2.07	0.27
Cauliflower	23	2.09	0.48	0.14	0.06	0.11	46.67	50.17	22.44	18.52	0.76	0.27
Jackfruit pods	25	2.14	0.34	NA	0.03	0.04	30.7	24.77	37.32	26.08	0.3	0.17
Jackfruit seeds	77	5.66	0.44	NA	0.02	0.08	58.91	15.24	40.87	50.14	0.52	0.42
Meat												
Chicken	176	23.14	9.24	6.88	0.07	0.49	10.09	-	15.06	20.18	0.75	0.64
Beef	160	23.3	7.45	2.15	0.08	0.32	1.93	-	4.8	28.54	2.41	3.31
Mutton	138	20.37	6.23	2.7	0.13	0.28	1.73	-	7.58	19.5	1.62	5.05
Pork	161	18.83	9.5	1.9	0.09	0.28	8.15	-	6.58	8.9	0.79	0.8
Fish												
Balaya	96	21.28	1.12	21.01	0.15	0.12	7.89		6.45	26.02	0.68	0.46
Seer	136	22.28	5.18	81.9	0.07	0.16	15.45		9.85	36.73	0.41	0.74

Shark	95	21.6	0.83	1.11	0.04	0.11	8.57	8.44	32.58	0.41	0.74
Paraw	87	20.02	0.7	1.49	0.02	0.16	6.77	8.17	31.68	0.67	0.41
Thalapath	91	16.04	2.88	12.03	0.1	0.13	78.22	7.64	24.89	0.71	0.67
Kelawalla	109	21.47	2.55	15.95	0.17	0.73	77.39	13.35	33.82	0.68	0.64
Haedaella	87	19.88	0.78	12.18	0.04	0.06	11.7	36.6	53	0.54	0.65
Hurulla	88	17.08	2.18	10.02	0.14	1.66	61.66	103	35.45	1.24	1.05
Karalla / Katuwalla	97	21.8	1.06	1.25	0.02	0.1	14.38	37.06	39.05	0.24	0.42
Kumbala / Angila	101	21.51	1.53	16.34	0.1	0.1	7.13	31.27	37.46	1.46	0.67
Salaya / Sudaya	100	19.5	2.39	15.41	0.18	1.39	60.87	435	42.83	1.4	2.3
Theppli / Telapiya /Korali	83	18.48	1.08	17.14	0.18	0.18	8.29	99.39	24.96	2.84	0.88
Prawns	65	14.85	0.56	1.24	0.03	0.1	15.37	37.81	30.5	0.73	1.1
Crabs	45	10	0.55	8.33	0.14	0.18	13.83	37.81	45.93	0.73	1.1
Cuttle fish	76	16.82	0.93	1.93	0.02	0.04	6.22	8.73	35.46	0.62	1.3
Linna	112	20.3	3.37	15.78	0.23	0.68	59.78				
Coppara	97	22.89	0.56	21.51	0.04	0.12	8.08	7.2	30.08	1.2	0.58
Ray (Maduwa)	97	23.98	0.68	7.55	0.02	0.21	25.59	9.16	24.61	0.74	0.44

Dried Fish

Dried sprats	259	51.16	5.92	12.83	0.25	0.62	438	1178	162	3.06	4.2
Dried keeramin	311	49.6	12.42	12.92	0.13	2.41	144	555	166	2.58	3.19
Dried thalapath	289	54.68	8.04	9.38	0.04	0.43	97.8	62.75	110	1.96	1.45
Dried katta	275	50.04	8.31	2.48	0.03	0.35	80.4	86.55	92.17	1.47	1.16
Dried balaya	282	63.79	3.37	14.32	0.12	1.98	213	83.48	83.45	3.6	1.44
Dried shark / keelan	267	55.03	5.25	10.31	0.04	0.32	187	42.24	92.94	1.48	0.66

Eggs

Hen eggs (Country)	170	13.14	13	208	0.08	0.18	54.6	50.14	11.04	1.64	1.12
Hen eggs (Table)	135	13.55	9.03	200	0.19	0.19	49.46	63.3	12	2.39	1.73
Quail eggs	153	12.39	11.46	153	0.11	0.17	54.86	60.67	11.21	2.55	1.51

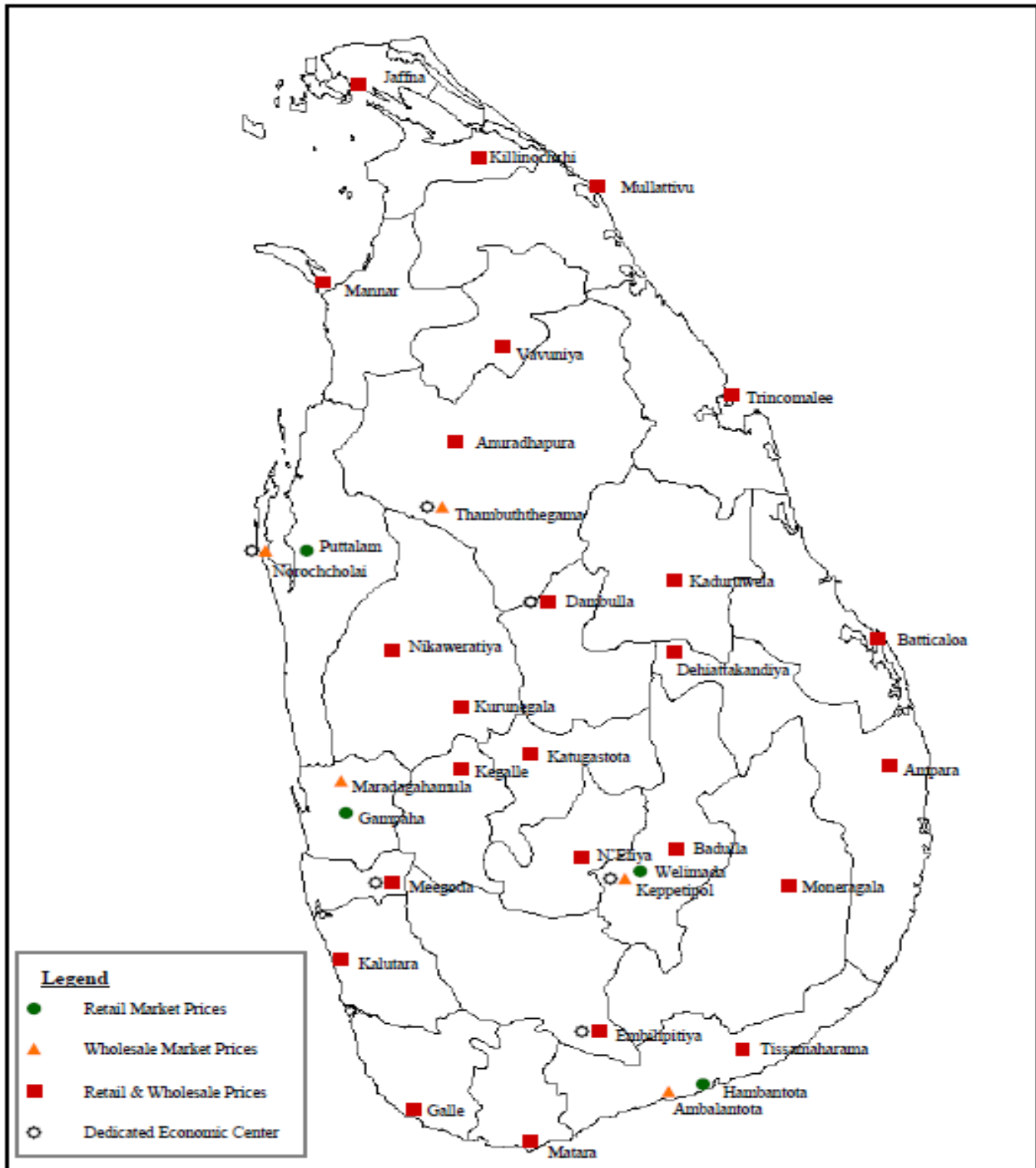
Fruits

Banana Embul	109	1.11	1.09	9.68	0.05	0.64	32.98	13.61	9.39	25.67	0.51	0.23
Anamaalu	102	1.04	0.72	16.4	0.04	0.65	21.07	3.66	8.06	27.02	0.51	0.23

Koli kuttu	107	1.38	0.34	8.8	0.03	0.47	18.12	7.71	8.56	38	0.32	0.14
Pineapple	37	0.41	0.17	5.76	0.04	0.12	17.86	39.36	10.37	10.71	0.3	0.09
Papaya	26	0.42	0.16	171	0.11	0.04	54.85	48.62	16.77	8.9	0.23	0.08
Mangoes (Karthakolomban)	79	0.8	0.92	259	0.01	0.1	35.52	17.74	3.12	6.72	0.1	0.08
Mangoes (Vilad)	44	0.76	0.58	146	0.05	0.26	67.6	29.97	16.93	14.79	0.65	0.19
Apple	62	0.29	0.64	0.36	0.02	0.08	3.43	2.9	3.12	6.72	0.1	0.08
Avacado	144	2.95	13.86	2	0.08	0.18	67.17	9.36	28.48	48.14	0.81	0.75
Wood apple	78	3.09	3.62	0.46	0.01	0.14	6.07	13.58	59.15	25.16	0.45	0.32
Orange	46	1.07	0.37	23.44	0.01	0.28	14.46	20.19	31.18	20.36	0.81	0.35
Guava	39	1.53	0.38	19.67	0.01	0.11	25.24	30.88	6.59	12.02	0.53	0.33
Grapes	49	0.95	10.69	3.22	0.04	0.1	7.07	20.51	7.27	6.86	0.28	0.07
Melon	19	0.65	0.16	130	0.02	0.11	6	8.24	4.05	9.76	0.15	0.1

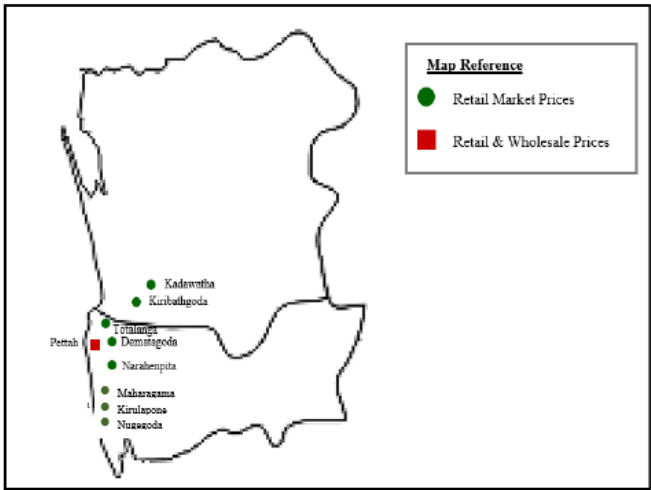
Source: Sri Lanka Food Composition Tables, Ministry of Health - 2021.

Price Collecting Areas



Legend

- Retail Market Prices
- ▲ Wholesale Market Prices
- Retail & Wholesale Prices
- Dedicated Economic Center





HARTI



Ministry of Agriculture

**Food Systems and Market Research Division & Data Management Division
Hector Kobbekaduwa Agrarian Research and Training Institute**

No. 114, Wijerama Mawatha, Colombo 07.

Phone: 011-2696981 Fax: 011-2682283

E-mail: mfpaharti@yahoo.com

Web: www.harti.gov.lk

www.mobilink.lk

**දෛනික චිළචිචි තොග මිල,
ජංගම දුරකථනයෙන්**

හෙක්ටර් කොච්චිකඩුව ගොවි කරියතු පර්යේෂණ
හා පුහුණුධර්මේ ආයතනය අනුමුතයෙන්

මොබිටෙල්
ජංගම
මිල දර්ශනය

ජාතික ජංගම දුරකථන ජාලයෙන්

6666
අමතන්න.

මොබිටෙල් අද මිල - අත දෙස
මොබිටෙල් ජංගම දුරකථන ජාලයෙන්
චිළචිචි තොග මිල දැරෙන්න.

විකාසයාට රු.2/-
විකාසයාට රු.2/-