

RETAIL MARKET AT A GLANCE

Summary

Rice

The retail prices of local keeri samba, local raw white and imported samba have increased. The highest price increase of Rs.9.00/kg was recorded for local keeri samba. Compared to the same period of the last year the highest price increase of 40% was recorded for local keeri samba.

(Page No.01)

Other Field Crops

The retail prices of imported red onions, imported big onions and Nuwara Eliya potato have decreased while the price of imported potatoes has increased of Rs.4.00/kg. However, compared to the same period of the last year, highest price decreased of 11% was recorded for imported potatoes.

(Page No.02-03)

Vegetables

The retail prices of most of the vegetable varieties have decreased. Considering up country vegetables, the highest price decrease was reported for beetroot at Rs.46.00/kg, while beans increased by Rs.62.00/kg. Considering low country vegetables, the highest price decrease was reported for capsicum at Rs.123.00/kg. Further, compared to the same period of last year, retail prices of most of the varieties have decreased.

(Page No.03-04)

Fruits

The retail prices of most of the fruit varieties have increased. The highest price increase was reported for karthakolomban mango by Rs.159.00/fruit. However, the retail price of avocado has decreased by Rs.64.00/fruit. Compared to the same period of last year, retail prices of most of the fruit varieties have increased while the highest price increase of 48% reported for slime apple.

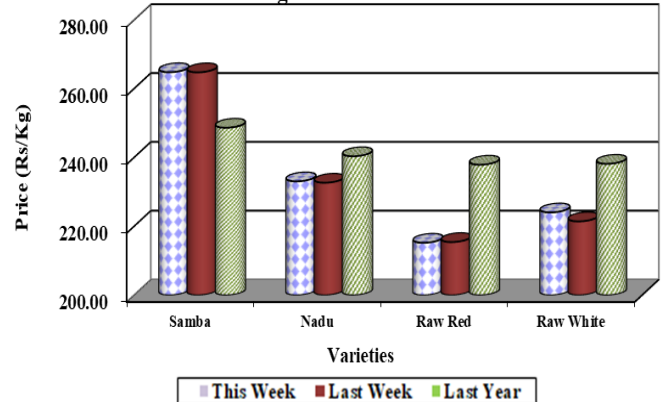
(Page No.05)

Fish

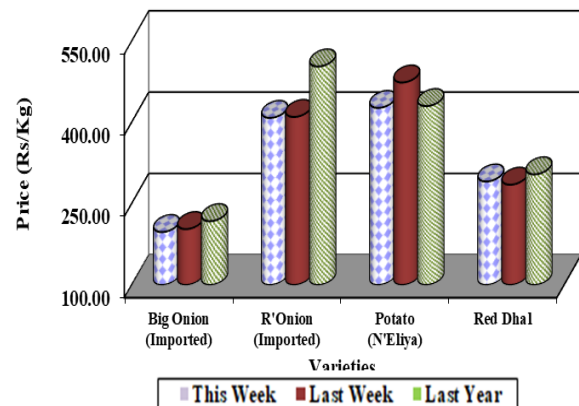
The retail prices of fish varieties other than salaya and hurulla have decreased. The maximum price decrease was recorded for thalapath at Rs.58.00/kg while the maximum price increase was recorded for hurulla, which was Rs.24.00/kg. Compared to the same period of last year, retail prices of most of the fish varieties have increased in the range of 10%-65%.

(Page No.06)

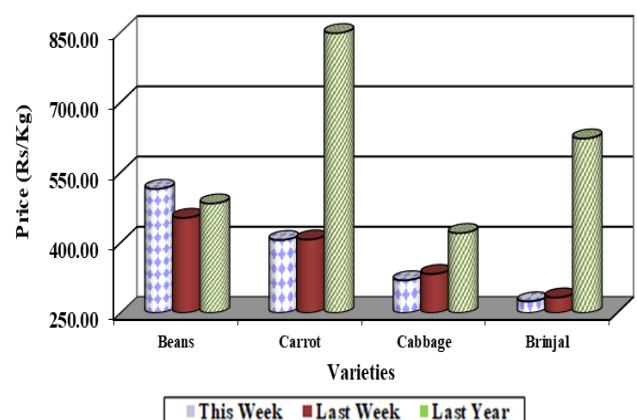
Average Retail Prices of Rice



Average Retail Prices of Other Field Crops



Average Retail Prices of Vegetables



Rice

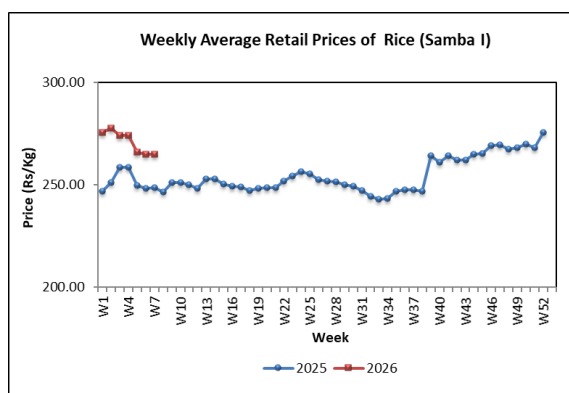
Wholesale

Price of nadu grade I has decreased by 2% and price ranged Rs.205.00-210.00/kg. Prices of keeri samba raw red and raw white have decreased slightly and price ranged Rs.310.00-340.00/kg Rs.185.00-200.00 and Rs.190.00-200.00/kg.

Compared to same period of last year, the highest price increase of 24% recorded for keeri samba while the highest price decrease was recorded for raw red with 12%.

Retail

Prices of local keeri samba, local raw white and imported samba have increased. The highest price increased of Rs.9.00/kg was recorded for local keeri samba. There is no significant change in the retail price of local samba, local nadu and local raw red.



Compared to the same period of the last year the highest price increase of 40% was

recorded for local keeri samba while the highest price decreased of 10% was recorded for local raw red.

Paddy

Due to the increase in the paddy harvest during the 25/26 Maha season, paddy prices have further decreased significantly as reported from the main producing areas. Accordingly, the price of short grain paddy has decreased by about Rs.5.00-8.00/kg while the price of keeri samba has fallen by Rs.3.00-15.00/kg. Prices of short grain paddy and keeri samba paddy were reported from the main producing areas at ranges of Rs.110.00-135.00/kg and Rs.130.00-152.00/kg respectively. Similarly, a price decrease of Rs.2.00-13.00 per kilogram for long grain white paddy was reported from the main producing areas with the price range recorded at Rs.80.00-112.00/kg. However, a price decrease of Rs.8.00/kg for long grain red paddy was recorded in the Embilipitya area, while a price increase of Rs.2.00/kg was reported in the Matara area. The price range of long grain red paddy was reported at Rs.95.00-110.00/kg from the main producing areas in the Southern province.

Compared to the same period of last year, the prices of short grain paddy and long grain (white and red) paddy varieties have

decreased by 2%, 13%- 19% and 14%-25% respectively while the price of keeri samba paddy has increased by 9%-14%.

Dried Chilies

Wholesale

The price of imported dried chilies has increased by 4% and price ranged Rs.850.00-900.00/kg,

Compared to same period of last year, current wholesale price of imported dried chilies has increased by 51%.

Retail

Price of imported dried chilies has increased by Rs.11.00/kg and price ranged Rs.900.00-1300.00/kg.

Compared to the same period of the last year, current retail price of imported dried chilies has increased by 25%.

Onion

Wholesale

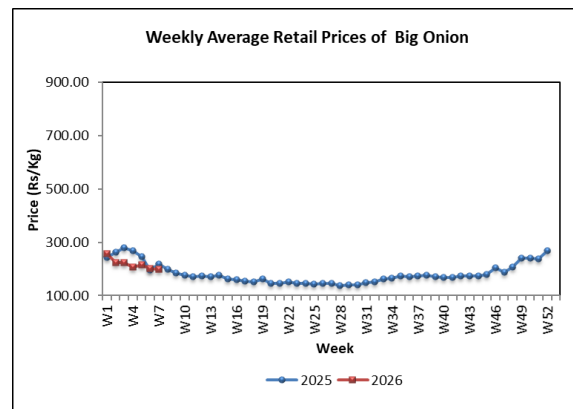
Price of imported red onion and imported big onion have decreased by 4% and 2% and price ranged Rs.180.00-200.00/kg and Rs.120.00-140.00/kg.

Compared to same period of last year current wholesale price of imported red

onion and imported big onion have decreased by 36% and 12% respectively.

Retail

Prices of imported red onions and imported big onions have decreased by Rs.2.00/kg and Rs.5.00/kg respectively.



Compared to the same period of the last year highest price decreased of 19% was recorded for imported red onion.

Potato

Wholesale

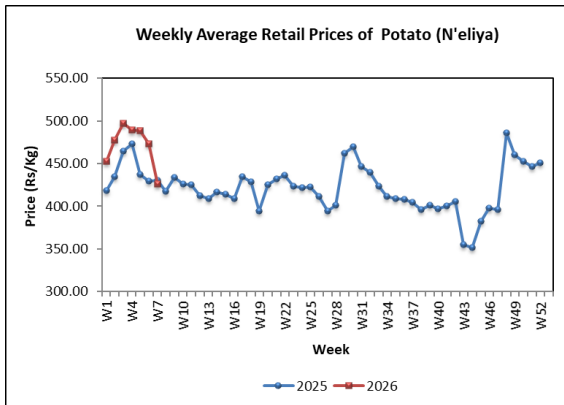
Price of Welimada and Nuwara Eliya potato have decreased by 20% and 14% due to availability of sufficient stocks and price ranged Rs.250.00-260.00/kg and Rs.300.00-310.00/kg price of imported potato has increased by 11% due to availability of high-quality stocks and price ranged Rs.120.00-250.00/kg.

Compared to same period of last year, current wholesale price of Nuwara Eliya

potato and imported potato have decreased by 12% and 5% respectively.

Retail

The price of Nuwara Eliya potato has decreased of Rs.47.00/kg. The price of imported potatoes has increased of Rs.4.00/kg.



Compared to the same period of the last year, highest price decrease of 11% was recorded for imported potatoes.

Pulses

Wholesale

Price of green gram, white cowpea and red cowpea have decreased in the range of 1%-3% and price ranged Rs.600.00-650.00/kg and Rs.700.00-750.00/kg. The price of red dhal has increased by 5% and price ranged Rs.235.00-245.00/kg respectively.

Compared to same period of last year, the highest price increase of 32% was recorded for red cowpea while the highest price decrease of 10% recorded for red dhal

Retail

Prices of all types of pulses varieties except for red dhal have decreased. The highest price decreased of Rs.9.00/kg was recorded for green gram.

Compared to the same period of the last year, highest price increase of 33% was recorded for red cowpea and highest price decreased of 4% was recorded for red dhal.

Vegetables

Wholesale

Most of the up country and low country vegetable prices are decreased further, with increased supply from all major producing areas.

Among the upcountry vegetable varieties, the highest price decrease of 35% reported for beetroot, with increased supply from Jaffna and Puttalam. Similarly, price of cabbage has also decreased by 28%, due to increase supply from Nuwara Eliya, Puttalam and Welimada areas. In addition, price of carrot has also decreased by 6%,

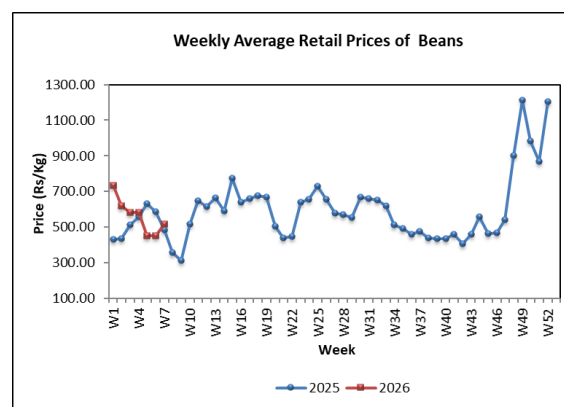
due to high supply from Nuwara Eliya. However, the prices of beans and tomato have increased by 25% and 16% respectively due to low supply from Kandy and Welimada areas.

Considering the low-country vegetables, the highest price decrease was reported for capsicum as 14%, due to increased supply from Puttalam and Thalawakele areas. In addition, prices of brinjal has also decreased by 11%, with increased supply from Embilipitiya, Balangoda, Hambanthota, Welimada Bandarawela and Hanguranketha. While the prices of bitter gourd and snake gourd have decreased by 10% and 7% respectively, with increased supply. However, price of cucumber has increased by 51%, with decrease supply from Embilipitiya, Melsiripura, Hettipola, Balangoda and Tissamaharama. Due to end of peak harvesting from Monaragala. Anuradhapura, Kurunegala and Embilipitiya, the supply of pumpkin was low as a result price have increased by 37%.

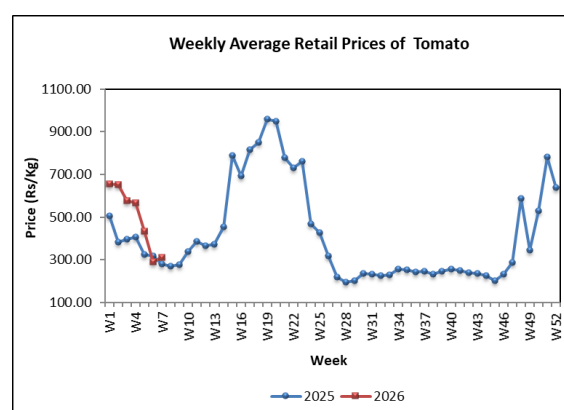
Compared to the same period of last year, the prices of most all the vegetables have decreased, with the highest price decrease of 76% reported for brinjal.

Retail

Retail prices of most of the vegetable varieties have decreased. Considering the up-country vegetables, the highest price decrease was reported for beetroot at Rs. 46.00/kg, however beans increased by Rs. 62.00/kg.



Considering low-country vegetable varieties, the highest price decrease was reported for capsicum at Rs. 123.00/kg. While bitter gourd decreased by Rs. 50.00/kg. However, ladies fingers have increased by Rs. 31.00/kg.



Compared to the same period of last year, prices of most of the varieties have decreased with a notable 63% increase reported for green chili.

Coconut
Wholesale

Supply and prices of coconut has not changed significantly. Price ranges were Rs.160.00-170.00 for a large nut and Rs.140.00-150.00 for a small nut.

Compared to the same period of last year, the current wholesale prices of both large and small nuts have decreased by 21% and 22% respectively.

Retail

Prices of large and small nuts do not show any significant change compared to last week. The price ranges were Rs. 170.00 - 200.00 for a large nut and Rs. 150.00 - 170.00 for a small nut.

Compared to the same period of last year, the current retail prices of large and small nuts have decreased by 19% and 21%, respectively.

Fruits
Wholesale

Prices of most of the fruit varieties have increased due to limited supply to the market. The highest price increase of 59% was reported for mango karthakolomban. Further, price of slime apple has increased by 14% due to limited supply.

Compared to the same period of last year, current prices of most of the fruit varieties have increased and the highest price increase of 150% was noted for slime apple.

Retail

Retail prices of most of the fruit varieties have increased. The highest price increase was reported for karthakolomban mango by Rs.159.00/fruit. Prices of king coconut and kolikuttu banana have increased by Rs.26.00/ fruit and Rs.15.00/kg respectively. Also, prices of medium size of pineapple and small size of pineapple have increased by Rs.17/fruit and Rs.10/fruit respectively.

However, the price of avocado has decreased by Rs.64.00/fruit and price of imported grapes has decreased by Rs.64.00/kg.

Compared to the same period of last year, prices of most of the fruit varieties have increased while the highest price increase of 48% reported for slime apple.

Fresh Fish

Wholesale

Wholesale prices of most of the fish varieties have decreased. The highest price decrease of 20.48% was recorded for kelawalla, with prices ranging from Rs.900.00 to Rs.1300.00/kg. The second highest price decrease of 19.78% was recorded for paraw, with prices ranging from Rs.1000.00 to Rs.1400.00/kg. Meanwhile, the price of salaya increased by 25%, with prices ranging from Rs.400.00 to Rs. 600.00/kg. The price of t hora increased by 2%, with prices ranging from Rs.2800.00 to Rs.3200.00/kg.

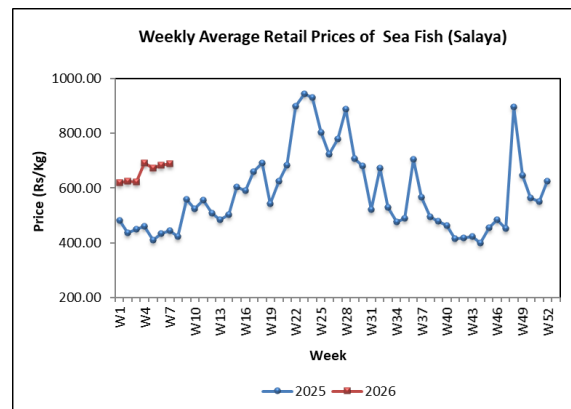
Compared to the same period last year, wholesale prices of most fish varieties have increased, with the highest price increase recorded for salaya.

Retail

Retail prices of fish species other than salaya and hurulla have decreased during this week. The price decrease was recorded in the range of Rs.7.00-58.00/kg. The maximum price decrease was recorded for thalopath at Rs.58.00/kg. The second and third price decreases were recorded for mora and paraw, which were Rs.44.00 and Rs.42.00/kg respectively. The maximum

price increase was recorded for hurulla, which was Rs.24.00/kg.

Compared to the same period of last year, retail prices of most of the fish species have increased in the range of 10%-65%, with the maximum price increase being recorded for balaya at 65%.



Dried Fish

Wholesale

Wholesale prices of most of the local and imported dried fish varieties have increased, ranging from 1% to 81%. The highest price increase of 81% was recorded for imported mora, with prices ranging from Rs.2300.00 to Rs.2700.00/kg. The second highest price increase of 28% was recorded for imported thora, with prices ranging from Rs.2800.00 to Rs.3300.00/kg. Meanwhile, the price of local sprats decreased by 13%, with

prices ranging from Rs.1150.00 to Rs.1300.00/kg.

Compared to the same period last year, wholesale prices of most of the dried fish varieties have increased, with the highest price increase recorded for imported mora.

Retail

Retail prices of all dry fish species except salaya have increased. The price increase was recorded in the range of Rs.13.00-482.00/kg. The maximum price increase was recorded for Thora. It was Rs.482.00/kg. The second and third highest price increases were recorded for katta and imported sprats, which were Rs.142.00/kg and Rs.122.00/kg respectively. The maximum price decrease was recorded for salaya, which was Rs.5.00/kg.

Compared to the same period last year, the retail prices of all types of dried fish, except salaya, have increased by 11%-24%, while the maximum price increase was recorded for balaya by 24%.

Eggs

Wholesale

The prices of brown and white eggs have increased by 7% and 5% respectively.

Price range of a brown egg was Rs.34.00-36.00 and the price range of a white Egg was Rs. 33.00-35.00.

Compared to the same period of last year, current wholesale price of brown eggs have increased by 10% and white eggs have increased by 6%.

Retail

There is no significant change in the price of brown eggs and the price range of brown eggs was Rs.35.00-37.00/egg. The price of white eggs has increased by Rs.1.00 and the price range was Rs.34.00-36.00/egg.

Compared to the same period last year, the retail prices of both brown and white eggs have increased by 1%.

Meat

Retail

Retail prices of meat other than skinless curry chicken have increased. The maximum price increase was reported for skinless boiler chicken which was Rs.95.00/kg. The price increase for goat meat was reported as Rs.55.00/kg. The price increase for beef was reported as Rs.13.00/kg. The maximum price decrease was reported for skinless curry chicken

Weekly Food Commodities Bulletin

which was Rs.8.00/kg. There was no change in price for pork during this week.

Compared to the same period last year, retail prices of all meats increased by 9%-99%. The maximum price increase was recorded at 99% for pork.

NOTE

The Food Commodities Bulletin is a weekly publication containing information relating to wholesale and retail prices of selected food commodities in nine selected markets in and around Colombo and main markets in the major producing areas.

The information is analyzed and presented as prevailing prices, price ranges, averages, and a comparison of weekly prices. The changes in prices reported are always with price prevailed during the previous week unless otherwise stated.

The frequency of collection of wholesale price information is twice a week (i.e., Tuesday and Friday) while with retail prices, it is thrice a week (i.e., Friday, Monday, and Tuesday).

Table 01: Selected Markets: Wholesale Price of Rice (Rs/50kg bag)

Week 07: 13 - 19 Feb 2026

LOCATIONS	Rice Varieties													
	Samba 1		Samba 2		Keeri Samba		Nadu 1		Nadu 2		Raw Red		Raw White	
Colombo	12250	12500	12000	12100	15500	17000	10250	10500	10000	10100	9250	10000	9500	10000
Divulapitiya	13400	14250	11700	12600	15500	17500	11350	11400	9600	10600	8750	10000	9000	10100
Kurunegala	-	-	11900	12000	-	-	11350	11350	9600	10000	-	-	9500	9750
Nikaweratiya	13250	13500	12000	12250	16750	17250	11200	11450	9500	10000	-	-	9400	9900
Badulla	-	-	-	-	-	-	-	-	-	-	-	-	-	-
Puttalam	13600	13750	13000	13000	17000	17500	11400	11500	10500	10750	10500	10500	10000	10250
Dambulla	14000	14250	12500	12750	-	-	11250	11300	10600	10750	10250	10500	9750	10000
Anuradhapura	14000	14250	11750	12000	17500	18000	11250	11400	-	-	10500	10500	9500	10250
Tambuttegama	14500	14500	11600	11750	-	-	11300	11400	10600	10900	10750	10750	10100	10400
Polonnaruwa	-	-	-	-	-	-	11100	11250	-	-	10800	10900	-	-
Kalutara	-	-	-	-	-	-	11250	11350	10500	10750	9000	10250	9250	10500
Ampara	-	-	-	-	-	-	11000	11500	10600	10600	9000	9250	9100	9750
Kandy	12750	13000	12000	12250	16750	17000	10800	11000	10250	10400	9850	10000	10000	10250
Moneragala	-	-	11750	12000	17500	18000	11300	11500	-	-	9000	9500	9000	9500
Kegalle	-	-	-	-	-	-	-	-	-	-	-	-	-	-
Dehiattakandiya	14000	14000	-	-	17000	17500	11000	11250	10750	10750	-	-	9100	9500
Hambantota	-	-	-	-	-	-	11250	11250	-	-	8500	8500	9750	10000
Matara	-	-	-	-	-	-	11000	11350	10500	10750	8600	8800	9750	10100
Galle	-	-	-	-	-	-	-	-	-	-	-	-	-	-
Meegoda	-	-	11850	11900	-	-	10650	10700	9500	10400	9250	9500	9500	10300
Tissamaharama	-	-	11950	11950	-	-	11400	11450	-	-	8850	8950	9850	9950
Embilipitiya	-	-	11950	12000	16500	16600	11300	11350	10400	10500	8200	8300	9200	9300
Jaffna	-	-	-	-	-	-	11250	11250	-	-	10250	10250	10500	10600
Vavuniya	-	-	-	-	-	-	10500	11000	-	-	9500	10000	9750	10250
Mannar	-	-	12000	12400	15500	15750	10750	11000	-	-	9900	10000	10000	10500
Killinochchi	-	-	-	-	-	-	10750	11000	-	-	9500	9750	10000	10500
Mullattivu	-	-	12100	12300	-	-	11000	11300	-	-	9500	9800	10250	10500
Batticaloa	-	-	12000	12250	15750	16000	10500	10750	-	-	9500	10000	9600	10000
Trincomalee	-	-	-	-	-	-	-	-	-	-	-	-	-	-
Galenbindunuwew	-	-	-	-	-	-	11000	11400	-	-	10750	10800	10500	10550
Matale	-	-	-	-	-	-	11000	11250	10250	10500	9500	10000	9500	10250

09

Table 02: Selected Markets: Retail Price of Rice (Rs/kg)

Week 07: 13 - 19 Feb 2026

LOCATIONS	Rice Varieties													
	Samba 1		Samba 2		Keeri Samba		Nadu 1		Nadu 2		Raw Red		Raw White	
Colombo	260.00	280.00	-	-	360.00	380.00	230.00	240.00	-	-	210.00	220.00	210.00	230.00
Gampaha	-	-	238.00	240.00	-	-	230.00	230.00	218.00	225.00	210.00	220.00	200.00	220.00
Kurunegala	-	-	240.00	240.00	-	-	230.00	230.00	218.00	225.00	210.00	220.00	205.00	220.00
Nikaweratiya	270.00	275.00	250.00	255.00	350.00	365.00	230.00	235.00	195.00	205.00	-	-	190.00	200.00
Dambulla	285.00	295.00	245.00	245.00	370.00	380.00	227.00	230.00	218.00	222.00	210.00	215.00	210.00	220.00
Anuradhapura	290.00	290.00	240.00	245.00	360.00	370.00	230.00	230.00	-	-	215.00	220.00	200.00	210.00
Thambuththegama	300.00	300.00	238.00	240.00	370.00	370.00	230.00	230.00	218.00	225.00	218.00	220.00	210.00	215.00
Polonnaruwa	-	-	240.00	240.00	-	-	230.00	230.00	-	-	220.00	220.00	220.00	220.00
Kaluthara	275.00	280.00	240.00	245.00	340.00	360.00	225.00	230.00	215.00	220.00	190.00	220.00	195.00	220.00
Badulla	-	-	-	-	-	-	-	-	-	-	-	-	-	-
Keppetipola	-	-	250.00	260.00	350.00	360.00	225.00	228.00	220.00	223.00	190.00	200.00	200.00	205.00
Moneragala	-	-	240.00	245.00	360.00	370.00	230.00	235.00	-	-	190.00	200.00	190.00	200.00
Kegalle	-	-	-	-	-	-	230.00	230.00	220.00	220.00	220.00	220.00	220.00	220.00
Ampara	-	-	240.00	250.00	360.00	360.00	230.00	230.00	215.00	225.00	188.00	220.00	185.00	220.00
Dehiattakandiya	290.00	290.00	-	-	350.00	360.00	228.00	230.00	220.00	220.00	220.00	220.00	195.00	220.00
Nuwaraeliya	-	-	255.00	260.00	355.00	370.00	225.00	230.00	218.00	222.00	205.00	210.00	208.00	210.00
Kandy	270.00	275.00	245.00	250.00	360.00	365.00	228.00	230.00	220.00	222.00	210.00	220.00	210.00	220.00
Puttalam	275.00	280.00	250.00	260.00	355.00	360.00	230.00	230.00	210.00	220.00	220.00	220.00	210.00	220.00
Hambantota	-	-	-	-	-	-	230.00	230.00	-	-	175.00	180.00	200.00	210.00
Rathnapura	280.00	290.00	-	-	360.00	375.00	228.00	235.00	217.00	220.00	196.00	200.00	210.00	220.00
Matara	270.00	275.00	240.00	260.00	340.00	350.00	230.00	230.00	220.00	225.00	175.00	190.00	198.00	215.00
Galle	-	-	-	-	-	-	-	-	-	-	-	-	-	-
Tissamaharama	-	-	240.00	240.00	-	-	230.00	230.00	-	-	180.00	185.00	200.00	205.00
Meegoda (DEC)	-	-	240.00	240.00	-	-	225.00	230.00	210.00	220.00	200.00	210.00	210.00	220.00
Embilipitiya	-	-	240.00	240.00	335.00	340.00	230.00	230.00	212.00	220.00	168.00	175.00	195.00	220.00
Jaffna	-	-	-	-	-	-	230.00	232.00	-	-	210.00	215.00	220.00	222.00
Vavuniya	-	-	-	-	-	-	225.00	230.00	-	-	200.00	208.00	215.00	220.00
Mannar	-	-	250.00	260.00	330.00	350.00	230.00	235.00	-	-	210.00	220.00	210.00	220.00
Killinochchi	-	-	-	-	-	-	225.00	230.00	-	-	200.00	205.00	215.00	220.00
Mullaittivu	-	-	245.00	250.00	-	-	225.00	230.00	-	-	195.00	200.00	210.00	220.00
Batticaloa	-	-	245.00	252.00	340.00	350.00	230.00	230.00	220.00	220.00	200.00	205.00	205.00	210.00
Trincomalee	-	-	250.00	250.00	-	-	230.00	235.00	-	-	210.00	215.00	215.00	220.00
Hanguranketha	-	-	240.00	240.00	-	-	225.00	230.00	-	-	205.00	208.00	206.00	215.00
Veyangoda	-	-	240.00	240.00	-	-	225.00	230.00	200.00	220.00	220.00	220.00	200.00	220.00
Galenbindunuwewa	-	-	-	-	335.00	335.00	230.00	230.00	225.00	225.00	220.00	220.00	215.00	220.00
Bandarawela	-	-	-	-	350.00	360.00	230.00	230.00	-	-	180.00	195.00	195.00	205.00
Matale	270.00	275.00	-	-	350.00	360.00	225.00	230.00	220.00	222.00	210.00	215.00	210.00	215.00

Table 04: Selected Markets: Wholesale Price of Subsidiary Food (Rs/50kg)

Week 07: 13 - 19 Feb 2026

LOCATION	Dried Chillies	Red Onion		Big Onion	Potato			Pulses		
	Imported	Imported	Local		Imported	Welimada	Nuwara Eliya	Green Gram	Cowpea	Red Dhal
Colombo	42500 - 45000	9000 - 10000	-	6000 - 7000	6000 - 12500	12500 - 13000	15000 - 15500	30000 - 32500	35000 - 37500	11750 - 12250
Kurunegala	44000 - 45000	11000 - 12000	-	7500 - 8000	6000 - 6750	-	-	31500 - 32500	37500 - 39000	11750 - 12000
Nikaweratiya	44000 - 46000	11000 - 12000	-	7750 - 8350	6500 - 7250	-	-	-	37000 - 37500	12000 - 12750
Dehiattakandiya	43000 - 47500	12500 - 15000	-	7500 - 9250	6500 - 8000	-	-	27500 - 32500	32500 - 37500	12000 - 12600
Dambulla (DEC)	43750 - 44500	11000 - 11500	-	7250 - 7750	5750 - 6000	13000 - 13250	-	27500 - 30000	30000 - 35000	12000 - 12250
Anuradhapura	44000 - 47500	12500 - 14000	-	8000 - 9000	6500 - 7250	-	20000 - 21000	32500 - 35000	37500 - 45000	12000 - 12400
Thambuththegama	46000 - 47500	12000 - 14000	-	6500 - 8000	6250 - 6500	-	-	26000 - 27500	35000 - 35000	11750 - 12000
Polonnaruwa	40000 - 45000	14000 - 15000	-	8000 - 9000	7000 - 8500	-	20000 - 22500	35000 - 36000	36000 - 38000	12000 - 12500
Kaluthara	43000 - 45000	11000 - 11750	-	7500 - 8000	7000 - 7500	-	-	31500 - 33500	40000 - 42500	12000 - 12500
Puttalam	42000 - 42500	-	10000 - 14000	7000 - 9000	7000 - 7500	-	-	34000 - 35000	42500 - 43000	12000 - 12250
Kandy	44000 - 45000	12500 - 12750	-	7000 - 8000	6500 - 6750	13000 - 13500	14500 - 15000	32500 - 34000	35000 - 38000	12000 - 12250
Matara	45000 - 47500	11750 - 12500	-	7000 - 7750	6500 - 7000	-	-	31500 - 35000	37500 - 39000	12250 - 12800
Hambantota	45000 - 47500	12000 - 13000	-	7750 - 8000	6500 - 7500	-	17500 - 17500	25000 - 30000	40000 - 40000	12250 - 12800
Kegalle	40000 - 42000	14000 - 15000	-	8000 - 8700	7500 - 7500	-	-	33000 - 34000	38000 - 39000	12000 - 13000
Galle	-	-	-	-	-	-	-	-	-	-
Tissamaharama	42500 - 43250	16000 - 16250	-	7000 - 7500	7250 - 7500	-	16500 - 17000	27500 - 28250	-	11750 - 12000
Meegoda (DEC)	44500 - 45000	9500 - 10500	-	7000 - 7500	6000 - 6250	13500 - 14000	14500 - 15000	31000 - 32500	40000 - 41500	12000 - 12400
Jaffna	44000 - 45000	-	-	8500 - 8750	6500 - 7000	-	-	32500 - 33000	-	12000 - 12250
Vavuniya	45000 - 46000	-	-	8000 - 8500	8000 - 8500	-	-	30000 - 32500	-	12250 - 13000
Mannar	40000 - 42500	10000 - 11000	-	7500 - 9000	7000 - 7000	-	-	30000 - 34000	-	12000 - 12250
Killinochchi	44000 - 46000	-	-	8000 - 9000	7000 - 7500	-	-	31500 - 32500	-	12000 - 12500
Mullattivu	41500 - 44000	14500 - 15500	-	8500 - 9500	7000 - 8500	-	-	33000 - 35000	-	12500 - 12750
Batticaloa	40000 - 42500	10000 - 10000	-	6750 - 7000	6000 - 6000	-	15000 - 16000	30000 - 30000	35000 - 35000	12000 - 12000
Trincomalee	-	-	-	-	-	-	-	-	-	-
Galenbindunuwewa	44000 - 47750	15000 - 16500	-	8500 - 9000	7000 - 9000	-	-	30250 - 36500	39000 - 44000	12250 - 13000
Matale	42500 - 45000	11000 - 12000	-	7000 - 8000	6000 - 7000	-	-	28750 - 32500	32500 - 35000	11750 - 12000

Table 05: Selected Markets: Retail Price of Subsidiary Food Crops (Rs/kg)

Week 07: 13 - 19 Feb 2026

LOCATIONS	Dried Chillies	Red Onion		Big Onion	Potato			Pulses		
	Imported	Imported	Local		Imported	Welimada	Nuwara Eliya	Green Gram	Cowpea	Red Dhal
Colombo	900.00 - 1300.00	360.00 - 480.00	-	160.00 - 220.00	180.00 - 240.00	-	360.00 - 480.00	700.00 - 1000.00	900.00 - 1200.00	260.00 - 320.00
Gampaha	950.00 - 1280.00	360.00 - 520.00	-	200.00 - 240.00	200.00 - 220.00	-	480.00 - 480.00	600.00 - 1000.00	690.00 - 980.00	250.00 - 300.00
Kurunegala	950.00 - 1000.00	360.00 - 440.00	-	180.00 - 220.00	180.00 - 200.00	-	-	700.00 - 800.00	780.00 - 880.00	250.00 - 270.00
Nikaweratiya	920.00 - 950.00	280.00 - 300.00	-	170.00 - 200.00	140.00 - 180.00	-	-	650.00 - 690.00	880.00 - 930.00	240.00 - 260.00
Dambulla	950.00 - 1000.00	360.00 - 400.00	-	180.00 - 200.00	150.00 - 160.00	-	-	800.00 - 850.00	900.00 - 1000.00	260.00 - 270.00
Anuradhapura	950.00 - 1000.00	300.00 - 340.00	-	180.00 - 200.00	160.00 - 200.00	-	480.00 - 520.00	700.00 - 800.00	800.00 - 1000.00	260.00 - 280.00
Thambuththegama	1000.00 - 1050.00	350.00 - 380.00	-	160.00 - 200.00	150.00 - 180.00	-	-	750.00 - 800.00	900.00 - 1000.00	248.00 - 255.00
Polonnaruwa	900.00 - 1000.00	300.00 - 350.00	-	190.00 - 200.00	160.00 - 180.00	-	400.00 - 480.00	720.00 - 760.00	740.00 - 800.00	260.00 - 300.00
Kaluthara	940.00 - 1000.00	300.00 - 340.00	-	180.00 - 200.00	180.00 - 200.00	-	-	650.00 - 750.00	800.00 - 1000.00	240.00 - 255.00
Badulla	-	-	-	-	-	-	-	-	-	-
Keppetipola	900.00 - 950.00	300.00 - 320.00	-	180.00 - 200.00	160.00 - 170.00	300.00 - 320.00	-	700.00 - 750.00	850.00 - 860.00	260.00 - 275.00
Moneragala	950.00 - 1000.00	300.00 - 380.00	-	180.00 - 200.00	160.00 - 200.00	360.00 - 400.00	-	700.00 - 760.00	800.00 - 900.00	260.00 - 300.00
Kegalle	900.00 - 950.00	300.00 - 400.00	-	180.00 - 240.00	160.00 - 200.00	-	360.00 - 400.00	720.00 - 760.00	800.00 - 840.00	260.00 - 300.00
Ampara	920.00 - 980.00	280.00 - 320.00	-	160.00 - 170.00	145.00 - 150.00	-	360.00 - 440.00	650.00 - 720.00	800.00 - 900.00	240.00 - 250.00
Dehiattakandiya	900.00 - 950.00	300.00 - 340.00	-	160.00 - 200.00	140.00 - 170.00	-	-	610.00 - 750.00	750.00 - 800.00	245.00 - 260.00
Nuwaraeliya	940.00 - 980.00	320.00 - 340.00	-	190.00 - 210.00	170.00 - 200.00	-	350.00 - 360.00	740.00 - 760.00	860.00 - 880.00	265.00 - 275.00
Kandy	980.00 - 1000.00	380.00 - 400.00	-	190.00 - 220.00	160.00 - 180.00	360.00 - 380.00	420.00 - 440.00	720.00 - 900.00	920.00 - 960.00	270.00 - 290.00
Puttalam	900.00 - 950.00	480.00 - 480.00	400.00 - 480.00	180.00 - 200.00	160.00 - 180.00	-	-	750.00 - 850.00	900.00 - 1000.00	250.00 - 280.00
Rathnapura	940.00 - 1000.00	280.00 - 280.00	-	170.00 - 200.00	175.00 - 210.00	-	-	620.00 - 690.00	740.00 - 820.00	260.00 - 270.00
Hambantota	1000.00 - 1000.00	280.00 - 330.00	-	180.00 - 200.00	160.00 - 240.00	-	400.00 - 400.00	600.00 - 700.00	800.00 - 1000.00	250.00 - 260.00
Matara	940.00 - 1000.00	300.00 - 350.00	-	160.00 - 190.00	160.00 - 180.00	340.00 - 360.00	-	650.00 - 800.00	800.00 - 850.00	275.00 - 290.00
Galle	-	-	-	-	-	-	-	-	-	-
Tissamaharama	900.00 - 960.00	340.00 - 360.00	-	180.00 - 200.00	170.00 - 200.00	-	360.00 - 380.00	600.00 - 650.00	-	260.00 - 280.00
Meegoda (DEC)	930.00 - 960.00	360.00 - 400.00	-	180.00 - 200.00	160.00 - 170.00	360.00 - 360.00	380.00 - 400.00	700.00 - 760.00	900.00 - 960.00	260.00 - 280.00
Embilipitiya	940.00 - 1000.00	300.00 - 340.00	-	170.00 - 180.00	150.00 - 170.00	380.00 - 400.00	-	700.00 - 750.00	850.00 - 900.00	250.00 - 300.00
Jaffna	940.00 - 950.00	280.00 - 300.00	-	190.00 - 210.00	160.00 - 180.00	-	-	680.00 - 700.00	-	260.00 - 260.00
Vavuniya	950.00 - 1000.00	-	-	180.00 - 200.00	180.00 - 200.00	-	-	740.00 - 760.00	-	270.00 - 280.00
Mannar	950.00 - 1000.00	-	-	240.00 - 240.00	240.00 - 240.00	-	-	680.00 - 700.00	-	260.00 - 280.00
Killinochchi	940.00 - 960.00	-	-	190.00 - 210.00	160.00 - 180.00	-	-	670.00 - 700.00	-	255.00 - 260.00
Mullaittivu	850.00 - 900.00	-	-	-	150.00 - 180.00	-	-	680.00 - 720.00	-	255.00 - 260.00
Batticaloa	950.00 - 1000.00	-	-	200.00 - 230.00	200.00 - 220.00	-	450.00 - 450.00	680.00 - 700.00	800.00 - 850.00	260.00 - 270.00
Trincomalee	940.00 - 960.00	280.00 - 290.00	-	180.00 - 190.00	170.00 - 180.00	-	-	680.00 - 720.00	1000.00 - 1050.00	265.00 - 270.00
Hanguranketha	950.00 - 1000.00	-	-	168.00 - 190.00	150.00 - 170.00	-	-	680.00 - 760.00	840.00 - 850.00	240.00 - 252.00
Veyangoda	900.00 - 1000.00	360.00 - 400.00	-	200.00 - 240.00	180.00 - 220.00	360.00 - 400.00	-	720.00 - 800.00	800.00 - 1000.00	260.00 - 300.00
Galenbindunuwewa	900.00 - 975.00	320.00 - 400.00	-	190.00 - 220.00	160.00 - 200.00	-	-	625.00 - 750.00	800.00 - 900.00	255.00 - 270.00
Bandarawela	950.00 - 970.00	340.00 - 380.00	-	180.00 - 200.00	160.00 - 180.00	300.00 - 340.00	-	650.00 - 750.00	850.00 - 900.00	250.00 - 270.00
Matale	920.00 - 1000.00	280.00 - 300.00	-	160.00 - 180.00	140.00 - 160.00	-	-	700.00 - 850.00	800.00 - 880.00	245.00 - 250.00

Table 06: Selected Markets: Wholesale Price of Vegetables(Rs/kg)

Week 07: 13 - 19 Feb 2026

Locations	Butter Beans	Green Beans	Carrot	Leeks	Beetroot	Knolkhol
Colombo	-	350.00 - 500.00	220.00 - 260.00	180.00 - 220.00	150.00 - 230.00	100.00 - 150.00
Meegoda (DEC)	-	330.00 - 400.00	240.00 - 300.00	220.00 - 250.00	140.00 - 170.00	160.00 - 190.00
Dambulla (DEC)	-	250.00 - 350.00	180.00 - 230.00	180.00 - 230.00	140.00 - 160.00	130.00 - 150.00
Keppetipola (DEC)	-	260.00 - 280.00	160.00 - 200.00	180.00 - 200.00	160.00 - 180.00	120.00 - 150.00
Norochchole (DEC)	-	450.00 - 520.00	-	-	240.00 - 260.00	200.00 - 220.00
Nuwara Eliya	-	280.00 - 320.00	260.00 - 270.00	200.00 - 220.00	130.00 - 150.00	140.00 - 160.00
Kandy	-	350.00 - 400.00	240.00 - 260.00	220.00 - 230.00	140.00 - 170.00	130.00 - 150.00
Hambantota	-	-	-	-	-	-
Thambuththegama (DEC)	-	300.00 - 350.00	250.00 - 300.00	220.00 - 250.00	150.00 - 180.00	-
Jaffna	-	-	-	-	-	-
Bandarawela	-	300.00 - 330.00	200.00 - 220.00	180.00 - 200.00	160.00 - 200.00	130.00 - 140.00
Veyangoda	-	320.00 - 360.00	200.00 - 260.00	200.00 - 240.00	150.00 - 170.00	140.00 - 200.00

Locations	Raddish	Cabbage	Tomato	Ladies Fingers	Brinjal	Capsicum
Colombo	40.00 - 60.00	120.00 - 150.00	120.00 - 150.00	100.00 - 150.00	80.00 - 150.00	400.00 - 650.00
Meegoda (DEC)	70.00 - 90.00	120.00 - 150.00	130.00 - 160.00	150.00 - 200.00	140.00 - 180.00	530.00 - 580.00
Moneragala	70.00 - 100.00	200.00 - 250.00	130.00 - 150.00	140.00 - 150.00	100.00 - 130.00	600.00 - 650.00
Dambulla (DEC)	25.00 - 30.00	100.00 - 130.00	100.00 - 110.00	130.00 - 160.00	100.00 - 140.00	400.00 - 500.00
Keppetipola (DEC)	30.00 - 40.00	80.00 - 100.00	130.00 - 150.00	120.00 - 130.00	120.00 - 140.00	450.00 - 500.00
Norochchole (DEC)	60.00 - 70.00	200.00 - 280.00	160.00 - 200.00	200.00 - 220.00	200.00 - 250.00	650.00 - 700.00
Nuwara Eliya	40.00 - 60.00	130.00 - 150.00	140.00 - 160.00	130.00 - 140.00	130.00 - 140.00	480.00 - 520.00
Kandy	50.00 - 70.00	120.00 - 140.00	130.00 - 150.00	140.00 - 150.00	100.00 - 130.00	550.00 - 580.00
Hambantota	100.00 - 150.00	-	100.00 - 120.00	120.00 - 180.00	100.00 - 120.00	500.00 - 600.00
Thambuththegama (DEC)	40.00 - 60.00	130.00 - 160.00	80.00 - 100.00	90.00 - 110.00	80.00 - 120.00	420.00 - 480.00
Tissamaharama	120.00 - 140.00	220.00 - 240.00	140.00 - 150.00	140.00 - 150.00	130.00 - 160.00	580.00 - 600.00
Jaffna	-	-	-	-	-	-
Bandarawela	30.00 - 40.00	90.00 - 110.00	130.00 - 150.00	110.00 - 130.00	110.00 - 140.00	450.00 - 500.00
Veyangoda	50.00 - 70.00	140.00 - 160.00	100.00 - 140.00	140.00 - 180.00	110.00 - 150.00	520.00 - 580.00

Locations	Pumpkin	Cucumber	Bitter Gourd	Snake Gourd	Drumstick	Luffa
Colombo	80.00 - 140.00	40.00 - 60.00	250.00 - 400.00	100.00 - 150.00	-	150.00 - 300.00
Meegoda (DEC)	100.00 - 120.00	40.00 - 60.00	380.00 - 480.00	120.00 - 150.00	-	150.00 - 180.00
Moneragala	100.00 - 130.00	50.00 - 60.00	350.00 - 400.00	120.00 - 150.00	-	200.00 - 250.00
Dambulla (DEC)	80.00 - 110.00	30.00 - 40.00	350.00 - 400.00	90.00 - 120.00	-	130.00 - 150.00
Keppetipola (DEC)	110.00 - 125.00	50.00 - 60.00	360.00 - 380.00	120.00 - 130.00	-	160.00 - 180.00
Norochchole (DEC)	100.00 - 130.00	50.00 - 60.00	450.00 - 500.00	200.00 - 220.00	-	180.00 - 220.00
Nuwara Eliya	120.00 - 130.00	50.00 - 60.00	380.00 - 400.00	130.00 - 140.00	-	180.00 - 190.00
Kandy	100.00 - 120.00	50.00 - 60.00	350.00 - 400.00	130.00 - 150.00	-	170.00 - 180.00
Hambantota	100.00 - 150.00	40.00 - 60.00	350.00 - 450.00	100.00 - 150.00	-	150.00 - 200.00
Thambuththegama (DEC)	100.00 - 120.00	25.00 - 35.00	380.00 - 420.00	100.00 - 130.00	-	120.00 - 150.00
Tissamaharama	120.00 - 140.00	40.00 - 60.00	370.00 - 400.00	140.00 - 160.00	-	240.00 - 250.00
Jaffna	-	-	-	-	-	-
Bandarawela	120.00 - 130.00	50.00 - 60.00	350.00 - 380.00	120.00 - 140.00	-	180.00 - 200.00
Veyangoda	110.00 - 125.00	40.00 - 50.00	380.00 - 450.00	130.00 - 150.00	-	160.00 - 180.00

Table 06 (Contd.)

	Long Beans	Ash Plantain	Green Chillies	Lime	Sweet Potatoe	Manioc
Colombo	120.00 - 180.00	140.00 - 170.00	250.00 - 400.00	60.00 - 100.00	140.00 - 170.00	70.00 - 120.00
Meegoda (DEC)	100.00 - 130.00	140.00 - 180.00	270.00 - 320.00	100.00 - 130.00	110.00 - 130.00	100.00 - 110.00
Moneragala	120.00 - 150.00	100.00 - 120.00	300.00 - 400.00	100.00 - 120.00	150.00 - 160.00	60.00 - 70.00
Dambulla (DEC)	100.00 - 160.00	140.00 - 170.00	250.00 - 350.00	70.00 - 100.00	120.00 - 150.00	85.00 - 110.00
Keppetipola (DEC)	120.00 - 130.00	150.00 - 160.00	180.00 - 200.00	70.00 - 80.00	160.00 - 180.00	100.00 - 110.00
Norochhole (DEC)	100.00 - 130.00	180.00 - 200.00	320.00 - 350.00	100.00 - 120.00	-	120.00 - 150.00
Nuwara Eliya	130.00 - 140.00	160.00 - 170.00	230.00 - 250.00	80.00 - 100.00	150.00 - 160.00	90.00 - 110.00
Kandy	130.00 - 150.00	150.00 - 170.00	250.00 - 280.00	70.00 - 80.00	140.00 - 160.00	110.00 - 120.00
Hambantota	80.00 - 150.00	80.00 - 120.00	300.00 - 350.00	80.00 - 120.00	150.00 - 200.00	150.00 - 200.00
Thambuththegama (DEC)	80.00 - 120.00	120.00 - 140.00	280.00 - 350.00	60.00 - 70.00	140.00 - 160.00	90.00 - 120.00
Tissamaharama	140.00 - 150.00	150.00 - 160.00	370.00 - 400.00	130.00 - 150.00	160.00 - 180.00	160.00 - 180.00
Jaffna	-	-	-	-	-	-
Bandarawela	130.00 - 150.00	150.00 - 170.00	240.00 - 270.00	70.00 - 100.00	150.00 - 160.00	-
Veyangoda	100.00 - 140.00	170.00 - 190.00	300.00 - 350.00	100.00 - 120.00	120.00 - 140.00	100.00 - 120.00

Locations	Leafy Vegetables (Rs/bundle)			Coconut (Rs/nut)	
	Mukunuwenna	Kankun	Gotukola	Large	Small
Colombo	45.00 - 50.00	45.00 - 50.00	250.00 - 300.00	160.00 - 170.00	140.00 - 150.00
Meegoda (DEC)	60.00 - 70.00	60.00 - 70.00	210.00 - 240.00	150.00 - 160.00	130.00 - 130.00
Norochhole (DEC)	40.00 - 40.00	40.00 - 40.00	-	135.00 - 145.00	120.00 - 125.00
Nuwara Eliya	-	-	-	-	-
Dambulla (DEC)	35.00 - 40.00	35.00 - 40.00	175.00 - 200.00	110.00 - 120.00	80.00 - 95.00
Kandy	50.00 - 60.00	50.00 - 60.00	280.00 - 290.00	130.00 - 140.00	80.00 - 90.00
Hambantota	45.00 - 50.00	45.00 - 50.00	-	140.00 - 160.00	80.00 - 100.00
Thambuththegama (DEC)	-	-	-	100.00 - 120.00	80.00 - 80.00
Tissamaharama	35.00 - 40.00	35.00 - 40.00	-	-	-
Jaffna	-	-	-	-	-
Bandarawela	-	-	-	-	-
Veyangoda	-	-	-	-	-

Colombo, Meegoda, Norochhole, Jaffna, Dambulla and Kandy - Gotukola Price Rs/Kg

Table 07: Selected Markets: Retail Price of Vegetables (Rs/kg)

Week 07: 13 - 19 Feb 2026

LOCATIONS	Up Country Varieties																
	Butter Beans		Green Beans		Carrot		Leeks		Beetroot		Knol Khol		Raddish		Cabbage		Tomato
Colombo	-	400.00 - 600.00	260.00 - 550.00	250.00 - 520.00	250.00 - 520.00	180.00 - 400.00	120.00 - 320.00	180.00 - 400.00	180.00 - 450.00								
Gampaha	-	400.00 - 500.00	320.00 - 400.00	320.00 - 420.00	260.00 - 300.00	280.00 - 360.00	160.00 - 200.00	360.00 - 400.00	240.00 - 300.00								
Kurunegala	-	470.00 - 520.00	400.00 - 440.00	380.00 - 400.00	260.00 - 320.00	280.00 - 320.00	130.00 - 160.00	300.00 - 400.00	240.00 - 280.00								
Nikaweratiya	-	480.00 - 540.00	400.00 - 480.00	400.00 - 480.00	240.00 - 320.00	240.00 - 320.00	120.00 - 240.00	320.00 - 400.00	240.00 - 320.00								
Dambulla	-	550.00 - 600.00	400.00 - 480.00	400.00 - 460.00	280.00 - 300.00	260.00 - 280.00	160.00 - 200.00	280.00 - 320.00	240.00 - 280.00								
Anuradhapura	-	480.00 - 520.00	400.00 - 480.00	400.00 - 480.00	320.00 - 400.00	240.00 - 280.00	120.00 - 160.00	280.00 - 320.00	240.00 - 320.00								
Thambuththegama	-	450.00 - 550.00	350.00 - 450.00	320.00 - 400.00	250.00 - 350.00	-	100.00 - 150.00	240.00 - 300.00	150.00 - 200.00								
Polonnaruwa	-	600.00 - 650.00	420.00 - 480.00	340.00 - 480.00	300.00 - 400.00	300.00 - 360.00	140.00 - 240.00	300.00 - 360.00	240.00 - 360.00								
Kaluthara	-	400.00 - 480.00	300.00 - 340.00	320.00 - 400.00	300.00 - 400.00	280.00 - 320.00	150.00 - 200.00	240.00 - 300.00	200.00 - 300.00								
Badulla	-	-	-	-	-	-	-	-	-								
Keppetipola	-	340.00 - 360.00	240.00 - 260.00	240.00 - 260.00	220.00 - 240.00	170.00 - 200.00	80.00 - 100.00	150.00 - 160.00	200.00 - 220.00								
Moneragala	-	480.00 - 520.00	320.00 - 380.00	400.00 - 460.00	320.00 - 360.00	-	120.00 - 160.00	260.00 - 300.00	200.00 - 240.00								
Kegalle	-	480.00 - 520.00	480.00 - 520.00	480.00 - 520.00	280.00 - 320.00	320.00 - 360.00	240.00 - 280.00	320.00 - 360.00	280.00 - 320.00								
Ampara	-	400.00 - 460.00	320.00 - 360.00	300.00 - 360.00	240.00 - 280.00	240.00 - 260.00	100.00 - 200.00	220.00 - 300.00	180.00 - 260.00								
Dehiattakandiya	-	400.00 - 480.00	320.00 - 380.00	360.00 - 400.00	240.00 - 300.00	260.00 - 300.00	100.00 - 200.00	280.00 - 300.00	200.00 - 200.00								
Nuwaraeliya	-	380.00 - 420.00	360.00 - 380.00	300.00 - 320.00	220.00 - 240.00	240.00 - 250.00	120.00 - 150.00	220.00 - 240.00	250.00 - 260.00								
Kandy	-	520.00 - 550.00	360.00 - 400.00	320.00 - 360.00	200.00 - 240.00	200.00 - 240.00	160.00 - 200.00	260.00 - 300.00	240.00 - 260.00								
Puttalam	-	580.00 - 640.00	550.00 - 600.00	520.00 - 600.00	300.00 - 400.00	300.00 - 350.00	100.00 - 120.00	320.00 - 400.00	280.00 - 320.00								
Hambantota	-	480.00 - 600.00	300.00 - 400.00	300.00 - 400.00	320.00 - 400.00	200.00 - 300.00	160.00 - 200.00	300.00 - 320.00	150.00 - 240.00								
Rathnapura	-	500.00 - 600.00	300.00 - 400.00	300.00 - 380.00	250.00 - 350.00	250.00 - 320.00	100.00 - 180.00	250.00 - 320.00	160.00 - 220.00								
Matara	-	400.00 - 500.00	320.00 - 400.00	280.00 - 380.00	320.00 - 400.00	180.00 - 220.00	100.00 - 160.00	320.00 - 400.00	200.00 - 220.00								
Galle	-	-	-	-	-	-	-	-	-								
Tissamaharama	-	440.00 - 460.00	360.00 - 380.00	320.00 - 340.00	260.00 - 280.00	280.00 - 300.00	160.00 - 180.00	260.00 - 280.00	180.00 - 200.00								
Meegoda (DEC)	-	440.00 - 520.00	380.00 - 440.00	360.00 - 400.00	300.00 - 320.00	320.00 - 360.00	200.00 - 240.00	240.00 - 360.00	240.00 - 320.00								
Embilipitiya	-	450.00 - 520.00	320.00 - 400.00	300.00 - 400.00	240.00 - 300.00	180.00 - 240.00	90.00 - 120.00	280.00 - 320.00	150.00 - 200.00								
Jaffna	-	400.00 - 420.00	400.00 - 450.00	400.00 - 420.00	250.00 - 280.00	-	140.00 - 160.00	240.00 - 250.00	280.00 - 300.00								
Vavuniya	-	400.00 - 450.00	400.00 - 450.00	400.00 - 450.00	300.00 - 340.00	400.00 - 450.00	200.00 - 250.00	250.00 - 280.00	300.00 - 340.00								
Mannar	-	400.00 - 480.00	400.00 - 400.00	400.00 - 400.00	300.00 - 350.00	-	200.00 - 200.00	300.00 - 350.00	250.00 - 250.00								
Killinochchi	-	560.00 - 600.00	360.00 - 400.00	360.00 - 400.00	360.00 - 400.00	-	80.00 - 100.00	330.00 - 350.00	280.00 - 320.00								
Mullaittivu	-	400.00 - 450.00	400.00 - 450.00	380.00 - 420.00	300.00 - 350.00	-	180.00 - 220.00	340.00 - 360.00	200.00 - 250.00								
Batticaloa	-	400.00 - 450.00	400.00 - 450.00	400.00 - 400.00	-	300.00 - 300.00	200.00 - 220.00	380.00 - 380.00	300.00 - 350.00								
Trincomalee	-	450.00 - 480.00	400.00 - 450.00	420.00 - 450.00	340.00 - 360.00	340.00 - 350.00	220.00 - 240.00	350.00 - 360.00	350.00 - 360.00								
Hanguranketha	-	400.00 - 500.00	280.00 - 300.00	240.00 - 300.00	240.00 - 260.00	180.00 - 210.00	75.00 - 100.00	170.00 - 220.00	150.00 - 210.00								
Veyangoda	-	520.00 - 560.00	320.00 - 400.00	320.00 - 400.00	240.00 - 320.00	280.00 - 320.00	120.00 - 180.00	240.00 - 320.00	240.00 - 320.00								
Galenbindunuwewa	-	540.00 - 600.00	400.00 - 480.00	400.00 - 480.00	320.00 - 400.00	240.00 - 320.00	150.00 - 200.00	260.00 - 340.00	260.00 - 340.00								
Bandarawela	-	420.00 - 460.00	300.00 - 360.00	300.00 - 340.00	320.00 - 360.00	220.00 - 260.00	100.00 - 120.00	200.00 - 220.00	200.00 - 240.00								
Matale	-	520.00 - 600.00	400.00 - 480.00	400.00 - 480.00	240.00 - 320.00	240.00 - 320.00	160.00 - 200.00	240.00 - 320.00	200.00 - 240.00								

Table 07 (Contd.)

LOCATIONS	Low Country Varieties										
	Ladies Fingers	Brinjal	Capsicum	Pumpkin	Cucumber	Bitter Gourd	Snake Gourd	Drumstick	Luffa	Long Beans	
Colombo	150.00 - 400.00	160.00 - 400.00	500.00 - 1000.00	150.00 - 300.00	120.00 - 240.00	350.00 - 650.00	160.00 - 400.00	-	220.00 - 500.00	200.00 - 360.00	
Gampaha	280.00 - 360.00	280.00 - 350.00	680.00 - 800.00	180.00 - 280.00	100.00 - 200.00	480.00 - 700.00	280.00 - 320.00	-	320.00 - 430.00	280.00 - 360.00	
Kurunegala	270.00 - 300.00	280.00 - 320.00	680.00 - 760.00	180.00 - 220.00	80.00 - 120.00	600.00 - 700.00	270.00 - 300.00	-	350.00 - 400.00	240.00 - 300.00	
Nikaweratiya	260.00 - 350.00	240.00 - 320.00	680.00 - 800.00	160.00 - 240.00	80.00 - 140.00	520.00 - 620.00	240.00 - 320.00	-	320.00 - 450.00	200.00 - 300.00	
Dambulla	300.00 - 320.00	260.00 - 300.00	800.00 - 900.00	180.00 - 200.00	120.00 - 140.00	600.00 - 700.00	260.00 - 300.00	-	260.00 - 300.00	220.00 - 280.00	
Anuradhapura	240.00 - 280.00	260.00 - 320.00	720.00 - 800.00	160.00 - 200.00	100.00 - 160.00	540.00 - 600.00	240.00 - 320.00	-	320.00 - 400.00	200.00 - 240.00	
Thambuththegama	150.00 - 200.00	200.00 - 250.00	680.00 - 800.00	180.00 - 250.00	80.00 - 120.00	550.00 - 680.00	200.00 - 240.00	-	240.00 - 250.00	160.00 - 220.00	
Polonnaruwa	280.00 - 320.00	320.00 - 360.00	800.00 - 880.00	160.00 - 200.00	120.00 - 160.00	600.00 - 680.00	280.00 - 320.00	-	260.00 - 320.00	320.00 - 320.00	
Kaluthara	200.00 - 240.00	200.00 - 300.00	640.00 - 700.00	180.00 - 240.00	150.00 - 200.00	400.00 - 540.00	240.00 - 300.00	-	280.00 - 320.00	200.00 - 300.00	
Badulla	-	-	-	-	-	-	-	-	-	-	
Keppetipola	200.00 - 220.00	180.00 - 200.00	550.00 - 650.00	160.00 - 180.00	100.00 - 120.00	440.00 - 450.00	200.00 - 220.00	-	280.00 - 300.00	200.00 - 220.00	
Moneragala	240.00 - 300.00	200.00 - 240.00	800.00 - 880.00	160.00 - 200.00	100.00 - 120.00	480.00 - 520.00	200.00 - 240.00	-	320.00 - 380.00	160.00 - 200.00	
Kegalle	320.00 - 360.00	320.00 - 360.00	750.00 - 800.00	200.00 - 240.00	120.00 - 160.00	600.00 - 640.00	320.00 - 360.00	-	320.00 - 360.00	320.00 - 360.00	
Ampara	280.00 - 300.00	200.00 - 220.00	680.00 - 800.00	180.00 - 200.00	100.00 - 160.00	360.00 - 360.00	260.00 - 300.00	-	280.00 - 320.00	300.00 - 320.00	
Dehiattakandiya	300.00 - 300.00	150.00 - 200.00	800.00 - 820.00	160.00 - 200.00	80.00 - 120.00	400.00 - 520.00	200.00 - 240.00	-	240.00 - 300.00	200.00 - 200.00	
Nuwaraeliya	220.00 - 240.00	230.00 - 240.00	620.00 - 640.00	220.00 - 240.00	120.00 - 130.00	460.00 - 480.00	220.00 - 240.00	-	280.00 - 300.00	220.00 - 240.00	
Kandy	200.00 - 240.00	240.00 - 260.00	850.00 - 900.00	180.00 - 200.00	100.00 - 120.00	500.00 - 520.00	200.00 - 240.00	-	240.00 - 280.00	240.00 - 260.00	
Puttalam	250.00 - 320.00	280.00 - 360.00	750.00 - 800.00	200.00 - 260.00	100.00 - 100.00	580.00 - 650.00	280.00 - 320.00	-	300.00 - 400.00	200.00 - 240.00	
Rathnapura	180.00 - 240.00	200.00 - 300.00	650.00 - 700.00	150.00 - 170.00	100.00 - 150.00	600.00 - 700.00	200.00 - 250.00	-	280.00 - 370.00	200.00 - 260.00	
Hambantota	200.00 - 240.00	150.00 - 200.00	700.00 - 800.00	200.00 - 240.00	100.00 - 160.00	500.00 - 600.00	200.00 - 240.00	-	200.00 - 280.00	150.00 - 200.00	
Matara	200.00 - 240.00	180.00 - 240.00	600.00 - 800.00	160.00 - 200.00	100.00 - 140.00	480.00 - 600.00	220.00 - 260.00	-	300.00 - 320.00	180.00 - 280.00	
Galle	-	-	-	-	-	-	-	-	-	-	
Tissamaharama	180.00 - 200.00	200.00 - 220.00	650.00 - 680.00	160.00 - 180.00	90.00 - 110.00	440.00 - 460.00	200.00 - 220.00	-	280.00 - 300.00	180.00 - 200.00	
Meegoda (DEC)	280.00 - 320.00	280.00 - 320.00	760.00 - 860.00	200.00 - 240.00	120.00 - 160.00	600.00 - 680.00	240.00 - 320.00	-	320.00 - 360.00	240.00 - 300.00	
Embilipitiya	140.00 - 200.00	140.00 - 200.00	600.00 - 700.00	160.00 - 240.00	50.00 - 80.00	480.00 - 550.00	240.00 - 300.00	-	300.00 - 360.00	160.00 - 200.00	
Jaffna	300.00 - 320.00	300.00 - 350.00	700.00 - 750.00	120.00 - 140.00	120.00 - 130.00	580.00 - 600.00	200.00 - 230.00	-	-	380.00 - 420.00	
Vavuniya	300.00 - 340.00	300.00 - 340.00	700.00 - 750.00	150.00 - 180.00	100.00 - 140.00	600.00 - 650.00	250.00 - 280.00	-	350.00 - 400.00	400.00 - 450.00	
Mannar	350.00 - 380.00	300.00 - 330.00	800.00 - 800.00	180.00 - 180.00	200.00 - 220.00	600.00 - 600.00	350.00 - 350.00	-	-	400.00 - 400.00	
Killinochchi	340.00 - 360.00	300.00 - 340.00	760.00 - 800.00	180.00 - 200.00	70.00 - 90.00	560.00 - 600.00	240.00 - 260.00	-	-	360.00 - 400.00	
Mullaittivu	380.00 - 420.00	300.00 - 350.00	600.00 - 650.00	130.00 - 160.00	180.00 - 220.00	600.00 - 640.00	300.00 - 360.00	-	-	380.00 - 450.00	
Batticaloa	340.00 - 400.00	400.00 - 450.00	750.00 - 750.00	160.00 - 200.00	-	600.00 - 650.00	300.00 - 320.00	-	350.00 - 400.00	350.00 - 400.00	
Trincomalee	340.00 - 360.00	300.00 - 340.00	750.00 - 800.00	200.00 - 220.00	250.00 - 260.00	650.00 - 660.00	280.00 - 320.00	-	-	440.00 - 480.00	
Hanguranketha	210.00 250.00	200.00 220.00	540.00 650.00	140.00 160.00	100.00 110.00	450.00 500.00	180.00 210.00	-	220.00 250.00	240.00 260.00	
Veyangoda	280.00 - 360.00	240.00 - 320.00	700.00 - 800.00	180.00 - 220.00	140.00 - 200.00	560.00 - 600.00	240.00 - 280.00	-	280.00 - 320.00	280.00 - 320.00	
Galenbindunuwewa	240.00 - 320.00	260.00 - 340.00	780.00 - 840.00	180.00 - 240.00	120.00 - 180.00	600.00 - 720.00	240.00 - 320.00	-	260.00 - 320.00	240.00 - 320.00	
Bandarawela	200.00 - 240.00	220.00 - 260.00	580.00 - 680.00	160.00 - 200.00	100.00 - 130.00	440.00 - 460.00	240.00 - 260.00	-	280.00 - 340.00	200.00 - 240.00	
Matale	280.00 - 360.00	240.00 - 300.00	800.00 - 1000.00	160.00 - 240.00	120.00 - 160.00	600.00 - 680.00	240.00 - 320.00	-	240.00 - 320.00	240.00 - 320.00	

Table 07 (Contd.)

LOCATIONS	Low Country Varieties					Leafy Vegetable			Coconut (Rs/nut)	
	Ash Plantain	Green Chillies	Lime	Sweet Potato	Manioc	Mukunuwenna	Kankun	Gotukola	Large	Small
Colombo	180.00 - 360.00	340.00 - 800.00	160.00 - 450.00	200.00 - 400.00	150.00 - 240.00	50.00 - 100.00	50.00 - 100.00	150.00 - 320.00	170.00 - 200.00	150.00 - 170.00
Gampaha	200.00 - 260.00	600.00 - 800.00	300.00 - 400.00	200.00 - 300.00	160.00 - 200.00	65.00 - 70.00	65.00 - 70.00	50.00 - 60.00	170.00 - 180.00	100.00 - 140.00
Kurunegala	280.00 - 320.00	500.00 - 600.00	230.00 - 250.00	240.00 - 260.00	160.00 - 180.00	50.00 - 60.00	50.00 - 60.00	50.00 - 60.00	155.00 - 170.00	100.00 - 120.00
Nikaweratiya	200.00 - 280.00	480.00 - 580.00	250.00 - 320.00	160.00 - 240.00	-	50.00 - 60.00	50.00 - 60.00	150.00 - 160.00	150.00 - 170.00	120.00 - 140.00
Dambulla	280.00 - 300.00	500.00 - 600.00	200.00 - 300.00	280.00 - 320.00	180.00 - 200.00	60.00 - 80.00	60.00 - 80.00	60.00 - 80.00	140.00 - 150.00	100.00 - 120.00
Anuradhapura	200.00 - 240.00	500.00 - 600.00	200.00 - 300.00	240.00 - 280.00	180.00 - 200.00	50.00 - 60.00	50.00 - 60.00	50.00 - 60.00	140.00 - 160.00	110.00 - 130.00
Thambuththegama	180.00 - 250.00	520.00 - 600.00	160.00 - 200.00	220.00 - 280.00	180.00 - 200.00	-	-	-	120.00 - 130.00	90.00 - 105.00
Polonnaruwa	280.00 - 320.00	600.00 - 720.00	200.00 - 300.00	200.00 - 280.00	160.00 - 240.00	50.00 - 50.00	50.00 - 50.00	50.00 - 50.00	150.00 - 160.00	100.00 - 130.00
Kaluthara	300.00 - 320.00	400.00 - 600.00	300.00 - 400.00	280.00 - 300.00	150.00 - 200.00	80.00 - 80.00	80.00 - 100.00	100.00 - 120.00	180.00 - 200.00	150.00 - 160.00
Badulla	-	-	-	-	-	-	-	-	-	-
Keppetipola	220.00 - 230.00	350.00 - 420.00	220.00 - 250.00	180.00 - 200.00	140.00 - 150.00	60.00 - 70.00	60.00 - 70.00	80.00 - 100.00	170.00 - 180.00	140.00 - 160.00
Moneragala	160.00 - 200.00	500.00 - 600.00	200.00 - 220.00	200.00 - 240.00	120.00 - 140.00	50.00 - 60.00	50.00 - 60.00	60.00 - 80.00	140.00 - 160.00	120.00 - 130.00
Kegalle	320.00 - 360.00	560.00 - 600.00	250.00 - 320.00	260.00 - 300.00	180.00 - 200.00	80.00 - 90.00	80.00 - 80.00	50.00 - 50.00	170.00 - 180.00	150.00 - 160.00
Ampara	260.00 - 300.00	400.00 - 500.00	250.00 - 300.00	240.00 - 280.00	130.00 - 150.00	60.00 - 70.00	60.00 - 70.00	-	150.00 - 170.00	100.00 - 130.00
Dehiattakandiya	220.00 - 300.00	360.00 - 400.00	200.00 - 200.00	240.00 - 300.00	200.00 - 200.00	50.00 - 50.00	50.00 - 50.00	50.00 - 50.00	120.00 - 130.00	100.00 - 110.00
Nuwaraeliya	250.00 - 260.00	350.00 - 400.00	180.00 - 220.00	240.00 - 260.00	200.00 - 220.00	50.00 - 60.00	50.00 - 60.00	60.00 - 70.00	170.00 - 180.00	140.00 - 150.00
Kandy	260.00 - 280.00	400.00 - 500.00	160.00 - 200.00	260.00 - 280.00	160.00 - 180.00	70.00 - 80.00	70.00 - 80.00	60.00 - 60.00	150.00 - 160.00	90.00 - 110.00
Puttalam	200.00 - 240.00	400.00 - 500.00	160.00 - 200.00	400.00 - 400.00	200.00 - 200.00	50.00 - 60.00	50.00 - 60.00	50.00 - 60.00	170.00 - 180.00	150.00 - 160.00
Rathnapura	160.00 - 250.00	350.00 - 400.00	150.00 - 200.00	150.00 - 250.00	120.00 - 160.00	80.00 - 80.00	80.00 - 80.00	100.00 - 100.00	170.00 - 200.00	130.00 - 160.00
Hambanthota	120.00 - 160.00	400.00 - 450.00	140.00 - 200.00	240.00 - 320.00	240.00 - 250.00	60.00 - 70.00	60.00 - 70.00	80.00 - 100.00	170.00 - 180.00	120.00 - 140.00
Matara	180.00 - 240.00	400.00 - 600.00	150.00 - 200.00	180.00 - 220.00	150.00 - 170.00	50.00 - 60.00	50.00 - 60.00	80.00 - 100.00	190.00 - 220.00	160.00 - 170.00
Galle	-	-	-	-	-	-	-	-	-	-
Tissamaharama	180.00 - 220.00	440.00 - 460.00	180.00 - 200.00	220.00 - 240.00	200.00 - 220.00	45.00 - 50.00	45.00 - 50.00	70.00 - 80.00	170.00 - 190.00	140.00 - 160.00
Meegoda (DEC)	280.00 - 360.00	560.00 - 640.00	280.00 - 320.00	240.00 - 280.00	160.00 - 200.00	80.00 - 100.00	80.00 - 80.00	100.00 - 120.00	170.00 - 180.00	150.00 - 160.00
Embilipitiya	160.00 - 200.00	400.00 - 600.00	200.00 - 250.00	200.00 - 280.00	150.00 - 180.00	70.00 - 80.00	60.00 - 80.00	100.00 - 120.00	140.00 - 170.00	100.00 - 130.00
Jaffna	170.00 - 200.00	420.00 - 450.00	150.00 - 160.00	240.00 - 260.00	180.00 - 200.00	90.00 - 100.00	80.00 - 80.00	80.00 - 80.00	170.00 - 180.00	100.00 - 120.00
Vavuniya	250.00 - 280.00	400.00 - 480.00	120.00 - 140.00	300.00 - 350.00	200.00 - 240.00	50.00 - 60.00	50.00 - 60.00	80.00 - 90.00	120.00 - 150.00	80.00 - 100.00
Mannar	200.00 - 250.00	350.00 - 400.00	300.00 - 350.00	280.00 - 300.00	200.00 - 200.00	60.00 - 65.00	50.00 - 60.00	80.00 - 90.00	140.00 - 150.00	95.00 - 100.00
Killinochchi	200.00 - 230.00	460.00 - 500.00	130.00 - 150.00	230.00 - 250.00	160.00 - 180.00	60.00 - 70.00	45.00 - 50.00	60.00 - 70.00	150.00 - 170.00	100.00 - 120.00
Mullaittivu	150.00 - 180.00	400.00 - 450.00	120.00 - 150.00	280.00 - 320.00	180.00 - 220.00	80.00 - 80.00	60.00 - 60.00	50.00 - 50.00	140.00 - 150.00	75.00 - 80.00
Batticaloa	230.00 - 240.00	500.00 - 550.00	250.00 - 250.00	250.00 - 250.00	150.00 - 160.00	100.00 - 100.00	100.00 - 100.00	100.00 - 100.00	170.00 - 180.00	85.00 - 100.00
Trincomalee	220.00 250.00	450.00 500.00	160.00 200.00	250.00 260.00	200.00 220.00	75.00 80.00	70.00 75.00	50.00 55.00	150.00 160.00	90.00 100.00
Hanguranketha	260.00 - 280.00	400.00 - 480.00	180.00 - 220.00	200.00 - 220.00	140.00 - 150.00	50.00 - 50.00	50.00 - 50.00	50.00 - 50.00	140.00 - 155.00	120.00 - 130.00
Veyangoda	280.00 - 320.00	450.00 - 520.00	220.00 - 280.00	200.00 - 240.00	180.00 - 200.00	65.00 - 70.00	65.00 - 70.00	90.00 - 100.00	150.00 - 160.00	130.00 - 140.00
Galenbindunuwewa	200.00 - 240.00	500.00 - 600.00	250.00 - 280.00	200.00 - 220.00	220.00 - 240.00	50.00 - 60.00	50.00 - 60.00	50.00 - 60.00	120.00 - 130.00	100.00 - 110.00
Bandarawela	240.00 - 260.00	380.00 - 420.00	180.00 - 220.00	220.00 - 240.00	160.00 - 180.00	70.00 - 80.00	70.00 - 80.00	80.00 - 100.00	150.00 - 170.00	110.00 - 140.00
Matale	240.00 - 320.00	520.00 - 600.00	200.00 - 240.00	240.00 - 320.00	180.00 - 200.00	80.00 - 90.00	70.00 - 80.00	70.00 - 80.00	150.00 - 170.00	110.00 - 130.00

Table 08: Selected Markets: Retail Price of Fruits (Rs/each & Rs/kg)

Week 07: 13 - 19 Feb 2026

18

LOCATIONS	Banana					Pineapple			Mango	
	Ambul (Rs/kg)	Kolikuttu (Rs/kg)	Seeni (Rs/kg)	Anamalu	Ambun	Large	Medium	Small	Betti	Karthakolomban
Colombo	160.00 - 240.00	280.00 - 400.00	160.00 - 230.00	43.00 - 54.00	60.00 - 80.00	480.00 - 550.00	400.00 - 480.00	300.00 - 380.00	-	500.00 - 535.00
Gampaha	180.00 - 200.00	300.00 - 320.00	180.00 - 200.00	-	64.00 - 64.00	380.00 - 400.00	300.00 - 320.00	-	-	-
Kurunegala	190.00 - 220.00	300.00 - 340.00	180.00 - 200.00	-	72.00 - 76.00	450.00 - 480.00	-	-	-	-
Nikaweratiya	240.00 - 270.00	330.00 - 350.00	200.00 - 250.00	-	70.00 - 85.00	450.00 - 550.00	350.00 - 480.00	-	-	-
Dambulla	180.00 - 200.00	340.00 - 340.00	160.00 - 200.00	-	74.00 - 76.00	650.00 - 700.00	550.00 - 560.00	280.00 - 300.00	80.00 - 120.00	160.00 - 180.00
Anuradhapura	200.00 - 240.00	350.00 - 400.00	180.00 - 200.00	30.00 - 38.00	43.00 - 50.00	800.00 - 900.00	650.00 - 750.00	450.00 - 550.00	-	-
Thambuththegama	150.00 - 200.00	320.00 - 400.00	130.00 - 160.00	-	-	420.00 - 500.00	350.00 - 380.00	-	-	-
Polonnaruwa	250.00 - 250.00	400.00 - 450.00	180.00 - 200.00	50.00 - 57.00	80.00 - 90.00	550.00 - 600.00	450.00 - 450.00	350.00 - 400.00	-	-
Kaluthara	180.00 - 200.00	350.00 - 360.00	180.00 - 200.00	34.00 - 37.00	43.00 - 46.00	455.00 - 520.00	350.00 - 400.00	280.00 - 320.00	-	-
Badulla	-	-	-	-	-	-	-	-	-	-
Keppetipola	160.00 - 170.00	290.00 - 300.00	170.00 - 180.00	40.00 - 42.00	58.00 - 65.00	500.00 - 550.00	400.00 - 450.00	250.00 - 260.00	-	-
Moneragala	130.00 - 150.00	280.00 - 340.00	80.00 - 120.00	20.00 - 24.00	25.00 - 28.00	860.00 - 930.00	720.00 - 780.00	620.00 - 670.00	-	-
Kegalle	180.00 - 200.00	320.00 - 350.00	200.00 - 200.00	50.00 - 50.00	70.00 - 70.00	600.00 - 650.00	350.00 - 400.00	-	-	-
Ampara	160.00 - 170.00	280.00 - 300.00	130.00 - 140.00	31.00 - 37.00	46.00 - 50.00	500.00 - 550.00	-	-	-	-
Dehiattakandiya	180.00 - 220.00	350.00 - 380.00	180.00 - 200.00	-	50.00 - 60.00	700.00 - 800.00	500.00 - 600.00	350.00 - 370.00	-	-
Nuwaraeliya	190.00 - 200.00	300.00 - 320.00	180.00 - 200.00	45.00 - 46.00	65.00 - 66.00	600.00 - 650.00	450.00 - 480.00	300.00 - 320.00	-	-
Kandy	200.00 - 230.00	380.00 - 400.00	180.00 - 220.00	35.00 - 38.00	60.00 - 65.00	550.00 - 600.00	350.00 - 400.00	250.00 - 280.00	-	150.00 - 180.00
Puttalam	140.00 - 180.00	320.00 - 400.00	120.00 - 180.00	24.00 - 28.00	-	400.00 - 430.00	280.00 - 350.00	200.00 - 250.00	-	-
Rathnapura	120.00 - 150.00	250.00 - 350.00	100.00 - 140.00	35.00 - 43.00	60.00 - 66.00	560.00 - 670.00	400.00 - 480.00	320.00 - 380.00	-	-
Hambantota	130.00 - 130.00	250.00 - 300.00	130.00 - 180.00	30.00 - 30.00	40.00 - 40.00	450.00 - 540.00	300.00 - 360.00	-	-	-
Matara	180.00 - 200.00	280.00 - 300.00	140.00 - 150.00	25.00 - 26.00	37.00 - 39.00	650.00 - 720.00	520.00 - 560.00	300.00 - 360.00	-	-
Galle	-	-	-	-	-	-	-	-	-	-
Tissamaharama	160.00 - 170.00	260.00 - 280.00	120.00 - 150.00	-	-	470.00 - 500.00	380.00 - 400.00	300.00 - 330.00	-	-
Meegoda (DEC)	180.00 - 200.00	280.00 - 300.00	160.00 - 200.00	47.00 - 56.00	50.00 - 60.00	650.00 - 680.00	500.00 - 520.00	380.00 - 400.00	-	-
Embilipitiya	100.00 - 120.00	200.00 - 260.00	100.00 - 120.00	25.00 - 35.00	35.00 - 45.00	400.00 - 450.00	300.00 - 350.00	200.00 - 280.00	-	-
Jaffna	120.00 - 130.00	250.00 - 260.00	100.00 - 110.00	-	-	420.00 - 440.00	330.00 - 350.00	240.00 - 260.00	-	320.00 - 350.00
Vavuniya	120.00 - 150.00	250.00 - 280.00	120.00 - 150.00	34.00 - 36.00	32.00 - 35.00	500.00 - 600.00	400.00 - 500.00	300.00 - 400.00	-	-
Mannar	130.00 - 150.00	350.00 - 350.00	120.00 - 150.00	37.00 - 40.00	41.00 - 43.00	550.00 - 580.00	480.00 - 500.00	380.00 - 400.00	-	400.00 - 430.00
Killinochchi	170.00 - 200.00	300.00 - 340.00	140.00 - 160.00	34.00 - 35.00	36.00 - 38.00	460.00 - 500.00	360.00 - 400.00	300.00 - 330.00	-	-
Mullaittivu	140.00 - 160.00	340.00 - 360.00	130.00 - 150.00	28.00 - 32.00	30.00 - 38.00	540.00 - 580.00	450.00 - 460.00	340.00 - 350.00	-	140.00 - 150.00
Batticaloa	150.00 - 160.00	280.00 - 300.00	150.00 - 150.00	38.00 - 38.00	36.00 - 36.00	400.00 - 400.00	340.00 - 350.00	250.00 - 300.00	-	-
Trincomalee	190.00 - 220.00	420.00 - 450.00	160.00 - 170.00	-	-	620.00 - 650.00	470.00 - 500.00	360.00 - 380.00	-	-
Veyangoda	170.00 - 180.00	260.00 - 300.00	150.00 - 170.00	30.00 - 33.00	54.00 - 56.00	570.00 - 630.00	450.00 - 480.00	340.00 - 370.00	-	-
Galenbindunuwewa	150.00 - 180.00	360.00 - 400.00	150.00 - 180.00	-	-	460.00 - 500.00	400.00 - 440.00	360.00 - 380.00	-	-
Bandarawela	160.00 - 180.00	300.00 - 330.00	150.00 - 160.00	30.00 - 32.00	46.00 - 50.00	550.00 - 600.00	460.00 - 500.00	350.00 - 400.00	-	180.00 - 200.00
Matale	180.00 - 200.00	340.00 - 380.00	180.00 - 200.00	33.00 - 35.00	55.00 - 58.00	520.00 - 580.00	360.00 - 450.00	250.00 - 300.00	-	-

Table 08 (Contd.)

LOCATIONS	Mango		Other Fruits							
	Vilad	Kohu	Papaw (Rs/kg)	Passion	Wood Apple	Orange	Avocado	Slime Apple	Grapes (Rs/kg)	King Coconut
Colombo	-	-	450.00 - 600.00	130.00 - 200.00	70.00 - 140.00	40.00 - 100.00	470.00 - 670.00	60.00 - 120.00	2200.00 - 3000.00	180.00 - 250.00
Gampaha	-	-	450.00 - 470.00	-	100.00 - 120.00	100.00 - 120.00	275.00 - 275.00	67.00 - 83.00	2800.00 - 2800.00	-
Kurunegala	-	-	450.00 - 480.00	-	110.00 - 120.00	-	-	64.00 - 67.00	2800.00 - 2800.00	160.00 - 170.00
Nikaweratiya	-	-	280.00 - 350.00	40.00 - 60.00	-	100.00 - 130.00	-	-	2300.00 - 2500.00	150.00 - 200.00
Dambulla	120.00 - 130.00	60.00 - 80.00	360.00 - 380.00	70.00 - 75.00	80.00 - 100.00	80.00 - 100.00	300.00 - 350.00	80.00 - 100.00	3200.00 - 3300.00	180.00 - 200.00
Anuradhapura	-	-	350.00 - 400.00	-	60.00 - 80.00	80.00 - 120.00	-	80.00 - 100.00	2500.00 - 2800.00	150.00 - 200.00
Thambuththegama	-	-	320.00 - 400.00	-	-	-	-	-	-	120.00 - 180.00
Polonnaruwa	-	-	400.00 - 450.00	80.00 - 80.00	80.00 - 100.00	50.00 - 50.00	-	-	3000.00 - 3000.00	180.00 - 180.00
Kaluthara	-	-	350.00 - 400.00	-	90.00 - 100.00	-	-	80.00 - 100.00	2500.00 - 2800.00	160.00 - 180.00
Badulla	-	-	-	-	-	-	-	-	-	-
Keppetipola	-	-	450.00 - 460.00	60.00 - 70.00	60.00 - 70.00	60.00 - 70.00	-	60.00 - 70.00	2200.00 - 2500.00	180.00 - 200.00
Moneragala	-	-	350.00 - 400.00	-	60.00 - 70.00	40.00 - 60.00	-	50.00 - 60.00	2500.00 - 2600.00	150.00 - 160.00
Kegalle	-	-	480.00 - 500.00	-	120.00 - 130.00	-	-	70.00 - 100.00	2400.00 - 2500.00	160.00 - 180.00
Ampara	-	-	360.00 - 380.00	45.00 - 47.00	-	41.00 - 46.00	-	-	2300.00 - 2400.00	160.00 - 170.00
Dehiattakandiya	-	-	380.00 - 430.00	-	60.00 - 70.00	80.00 - 100.00	-	-	2700.00 - 2800.00	120.00 - 150.00
Nuwareliya	-	-	450.00 - 480.00	80.00 - 90.00	60.00 - 75.00	65.00 - 70.00	-	70.00 - 80.00	1800.00 - 2500.00	200.00 - 210.00
Kandy	-	-	450.00 - 460.00	100.00 - 110.00	90.00 - 100.00	70.00 - 80.00	500.00 - 550.00	80.00 - 100.00	2000.00 - 2500.00	170.00 - 180.00
Puttalam	-	-	320.00 - 360.00	55.00 - 60.00	-	30.00 - 40.00	-	-	2400.00 - 3000.00	150.00 - 150.00
Hambantota	-	-	350.00 - 450.00	120.00 - 120.00	60.00 - 80.00	100.00 - 100.00	-	50.00 - 60.00	2600.00 - 3000.00	130.00 - 150.00
Rathnapura	-	-	400.00 - 450.00	-	80.00 - 120.00	-	-	100.00 - 150.00	2000.00 - 2400.00	120.00 - 150.00
Matara	55.00 - 70.00	-	350.00 - 360.00	120.00 - 140.00	80.00 - 90.00	100.00 - 140.00	350.00 - 400.00	65.00 - 70.00	2500.00 - 2600.00	180.00 - 200.00
Galle	-	-	-	-	-	-	-	-	-	-
Tissamaharama	-	-	360.00 - 380.00	-	80.00 - 84.00	-	-	72.00 - 74.00	2700.00 - 2900.00	150.00 - 160.00
Meegoda (DEC)	-	-	380.00 - 400.00	-	67.00 - 80.00	-	-	40.00 - 56.00	2300.00 - 2500.00	120.00 - 140.00
Embilipitiya	-	-	320.00 - 350.00	-	80.00 - 120.00	60.00 - 100.00	-	15.00 - 25.00	2400.00 - 2600.00	160.00 - 450.00
Jaffna	-	-	290.00 - 300.00	90.00 - 100.00	100.00 - 100.00	50.00 - 60.00	-	-	2500.00 - 2700.00	200.00 - 220.00
Vavuniya	-	-	340.00 - 360.00	130.00 - 140.00	60.00 - 70.00	35.00 - 40.00	-	-	2300.00 - 2400.00	150.00 - 170.00
Mannar	-	-	350.00 - 450.00	120.00 - 130.00	50.00 - 60.00	25.00 - 35.00	350.00 - 450.00	-	2400.00 - 2500.00	150.00 - 180.00
Killinochchi	-	-	350.00 - 370.00	-	50.00 - 60.00	30.00 - 40.00	-	-	2800.00 - 2900.00	180.00 - 200.00
Mullaittivu	-	-	300.00 - 350.00	45.00 - 55.00	50.00 - 55.00	-	-	-	2600.00 - 2650.00	150.00 - 160.00
Batticaloa	-	-	260.00 - 280.00	35.00 - 40.00	40.00 - 45.00	45.00 - 50.00	-	-	2400.00 - 2500.00	200.00 - 200.00
Trincomalee	-	-	260.00 - 300.00	50.00 - 55.00	-	-	-	-	2400.00 - 2500.00	180.00 - 190.00
Veyangoda	-	-	380.00 - 400.00	90.00 - 100.00	50.00 - 56.00	65.00 - 70.00	-	-	2000.00 - 2200.00	120.00 - 150.00
Galenbindunuwewa	-	-	350.00 - 400.00	-	-	-	-	-	2400.00 - 2600.00	160.00 - 200.00
Bandarawela	60.00 - 60.00	-	380.00 - 420.00	80.00 - 100.00	50.00 - 70.00	80.00 - 90.00	-	60.00 - 70.00	2500.00 - 2600.00	160.00 - 180.00
Matale	-	-	360.00 - 380.00	-	90.00 - 120.00	100.00 - 120.00	-	50.00 - 60.00	2500.00 - 2600.00	150.00 - 160.00

Table 09: Selected Markets: Wholesale Price of Fresh Fish & Eggs (Rs/kg & Rs/egg)

Week 07: 13 - 19 Feb 2026

Locations	Sea Fish					
	Salaya	Hurulla	Balaya	Kelawalla	Thora	Paraw
Colombo	400.00 – 600.00	800.00 – 900.00	800.00 – 900.00	900.00 – 1300.00	2800.00 – 3200.00	1000.00 – 1400.00
Kandy	500.00 – 550.00	900.00 – 1000.00	850.00 – 1000.00	1350.00 – 1600.00	2500.00 – 2600.00	1250.00 – 1400.00
Kaluthara	350.00 – 400.00	1100.00 – 1100.00	900.00 – 1100.00	1250.00 – 1400.00	-	1300.00 – 1500.00
Puttalam	400.00 – 450.00	800.00 – 900.00	700.00 – 800.00	1100.00 – 1400.00	-	1200.00 – 1350.00
Matara	400.00 – 450.00	1000.00 – 1100.00	1000.00 – 1100.00	1300.00 – 1400.00	-	-
Hambantota	-	900.00 – 1000.00	1050.00 – 1100.00	1400.00 – 1500.00	-	1200.00 – 1400.00
Galle	-	-	-	-	-	-
Batticaloa	-	-	800.00 – 900.00	1000.00 – 1000.00	-	1000.00 – 1000.00
Trincomalee	-	-	-	-	-	-
Mannar	500.00 – 600.00	-	900.00 – 1000.00	-	-	1200.00 – 1300.00

Locations	Sea Fish				Eggs	
	Mora	Shrimps	Thalapath	Teppeli	Brown	White
Colombo	1200.00 – 1700.00	2350.00 – 2800.00	2100.00 – 2500.00	-	34.00 – 36.00	33.00 – 35.00
Kandy	1400.00 – 1500.00	2500.00 – 2600.00	2300.00 – 2400.00	-	33.00 – 34.00	32.00 – 33.00
Kaluthara	1000.00 – 1200.00	-	1800.00 – 2000.00	-	-	-
Puttalam	1000.00 – 1300.00	1900.00 – 2200.00	1800.00 – 2000.00	-	35.00 – 35.00	34.00 – 34.00
Matara	1000.00 – 1100.00	-	1900.00 – 2000.00	-	-	32.00 – 33.00
Hambantota	1200.00 – 1200.00	2400.00 – 2400.00	2000.00 – 2000.00	-	-	32.00 – 33.00
Galle	-	-	-	-	-	-
Batticaloa	-	-	-	-	35.00 – 35.00	34.00 – 34.00
Trincomalee	-	-	-	-	-	-
Mannar	1550.00 – 1600.00	-	-	-	35.00 – 36.00	33.00 – 33.00

Table 10: Selected Markets: Wholesale Price of Dried Fish (Rs/50kg)

Week 07: 13 - 19 Feb 2026

Locations	Local Dried Fish					
	Sprats	Kattawa	Thora	Mora	Balaya	Anguluwa
Colombo	57500 – 65000	82500 – 115000	140000 – 145000	125000 – 140000	67500 – 77500	90000 – 107500
Kandy	70000 – 75000	92500 – 95000	-	125000 – 130000	65000 – 67500	-
Batticaloa	50000 – 50000	100000 – 112500	-	-	80000 – 90000	-
Trincomalee	-	-	-	-	-	-
Mannar	-	90500 – 110000	-	120000 – 122500	72500 – 75000	77500 – 80000

Locations	Local Dried Fish			Imported Dried Fish		
	Maduwa	Koduwa	Salaya	Sprats	Kattawa	Thora
Colombo	70000 – 90000	-	37500 – 47500	44000 – 50000	80000 – 90000	140000 – 165000
Kandy	-	-	35000 – 37500	42500 – 47500	80000 – 85000	-
Batticaloa	-	-	35000 – 35000	40000 – 40000	-	-
Trincomalee	-	-	-	-	-	-
Mannar	80000 – 82500	-	-	62000 – 65250	-	-

Locations	Imported Dried Fish					
	Mora	Balaya	Anguluwa	Maduwa	Koduwa	Salaya
Colombo	115000 – 135000	-	85000 – 92500	42500 – 47500	-	-
Kandy	-	-	-	-	-	-
Batticaloa	-	-	-	-	-	-
Trincomalee	-	-	-	-	-	-
Mannar	-	-	-	-	-	-

Table 11: Selected Markets: Retail Price of Fresh Fish & Eggs (Rs/kg & Rs/eggs)

Week 07: 13 - 19 Feb 2026

LOCATIONS	Sea Fish									Eggs	
	Salaya	Hurulla	Balaya	Kelawalla	Thora	Paraw	Mora	Thalapath	Brown	White	
Colombo	600.00 - 800.00	1300.00 - 1400.00	1200.00 - 2000.00	1800.00 - 2800.00	3600.00 - 4400.00	1800.00 - 2400.00	1800.00 - 2000.00	2800.00 - 3200.00	35.00 - 37.00	34.00 - 36.00	
Gampaha	700.00 - 760.00	-	-	2000.00 - 2000.00	-	2000.00 - 2000.00	-	-	36.00 - 40.00	34.00 - 38.00	
Kurunegala	680.00 - 740.00	-	-	2000.00 - 2000.00	-	-	-	-	35.00 - 37.00	33.00 - 35.00	
Nikaweratiya	700.00 - 850.00	-	1200.00 - 1300.00	2600.00 - 2800.00	-	-	-	-	32.00 - 35.00	31.00 - 35.00	
Dambulla	600.00 - 700.00	1200.00 - 1300.00	1100.00 - 1200.00	2200.00 - 2300.00	2500.00 - 2600.00	1600.00 - 1800.00	1900.00 - 2000.00	2600.00 - 2700.00	36.00 - 37.00	33.00 - 35.00	
Anuradhapura	650.00 - 700.00	1200.00 - 1300.00	1300.00 - 1400.00	2400.00 - 2600.00	-	1500.00 - 1700.00	-	2600.00 - 2800.00	-	34.00 - 35.00	
Thambuththegama	-	-	-	-	-	-	-	-	34.00 - 35.00	33.00 - 35.00	
Polonnaruwa	600.00 - 600.00	1300.00 - 1350.00	1400.00 - 1500.00	2000.00 - 2000.00	2700.00 - 2800.00	1800.00 - 1800.00	1800.00 - 2000.00	2600.00 - 2600.00	35.00 - 36.00	35.00 - 35.00	
Kaluthara	600.00 - 700.00	1400.00 - 1400.00	1500.00 - 2000.00	2400.00 - 2600.00	-	2400.00 - 2600.00	2000.00 - 2000.00	2600.00 - 2800.00	-	33.00 - 36.00	
Badulla	-	-	-	-	-	-	-	-	-	-	
Keppetipola	650.00 - 660.00	-	1300.00 - 1400.00	2100.00 - 2200.00	-	1500.00 - 1600.00	1600.00 - 1700.00	2400.00 - 2500.00	34.00 - 36.00	33.00 - 35.00	
Moneragala	650.00 - 700.00	1100.00 - 1300.00	1100.00 - 1300.00	2400.00 - 2600.00	3000.00 - 3200.00	-	-	3000.00 - 3200.00	35.00 - 37.00	34.00 - 35.00	
Kegalle	900.00 - 900.00	1100.00 - 1200.00	2000.00 - 2000.00	2600.00 - 2650.00	-	1800.00 - 2000.00	-	3000.00 - 3000.00	37.00 - 38.00	34.00 - 36.00	
Ampara	700.00 - 700.00	1400.00 - 1600.00	1800.00 - 2000.00	2500.00 - 2800.00	-	1300.00 - 1400.00	-	2800.00 - 2900.00	40.00 - 40.00	33.00 - 35.00	
Dehiattakandiya	600.00 - 700.00	1100.00 - 1200.00	1800.00 - 2000.00	2200.00 - 2400.00	-	-	-	2600.00 - 2600.00	34.00 - 35.00	33.00 - 34.00	
Nuwaraeliya	660.00 - 680.00	-	1400.00 - 1450.00	2200.00 - 2300.00	3000.00 - 3100.00	1600.00 - 1700.00	1700.00 - 1800.00	2500.00 - 2600.00	35.00 - 37.00	33.00 - 35.00	
Kandy	760.00 - 780.00	1200.00 - 1250.00	1100.00 - 1250.00	2300.00 - 2400.00	3000.00 - 3200.00	1700.00 - 1800.00	1700.00 - 1800.00	2600.00 - 2700.00	36.00 - 37.00	34.00 - 35.00	
Puttalam	500.00 - 600.00	1000.00 - 1000.00	800.00 - 900.00	1600.00 - 2000.00	-	1600.00 - 2000.00	1600.00 - 2000.00	2500.00 - 2600.00	36.00 - 37.00	35.00 - 36.00	
Hambantota	-	1200.00 - 1300.00	1200.00 - 1400.00	2400.00 - 2400.00	-	1800.00 - 2200.00	1600.00 - 1600.00	2800.00 - 2800.00	-	33.00 - 35.00	
Rathnapura	500.00 - 600.00	1200.00 - 1300.00	1200.00 - 1400.00	2000.00 - 2200.00	3900.00 - 4000.00	2400.00 - 2600.00	1600.00 - 1800.00	2400.00 - 2600.00	35.00 - 36.00	33.00 - 34.00	
Matara	600.00 - 700.00	1200.00 - 1300.00	1500.00 - 1600.00	2300.00 - 2400.00	-	-	1400.00 - 1600.00	2600.00 - 2700.00	36.00 - 36.00	34.00 - 36.00	
Galle	-	-	-	-	-	-	-	-	-	-	
Tissamaharama	600.00 - 600.00	1000.00 - 1100.00	1200.00 - 1300.00	-	-	-	-	2500.00 - 2600.00	-	33.00 - 35.00	
Meegoda	600.00 - 700.00	1350.00 - 1400.00	-	2300.00 - 2800.00	-	-	-	3300.00 - 3300.00	35.00 - 36.00	34.00 - 35.00	
Embilipitiya	600.00 - 650.00	1100.00 - 1150.00	1400.00 - 1450.00	2350.00 - 2450.00	-	-	-	2850.00 - 2900.00	35.00 - 36.00	31.00 - 35.00	
Jaffna	600.00 - 650.00	900.00 - 1000.00	1150.00 - 1250.00	-	-	1800.00 - 2200.00	2200.00 - 2500.00	-	34.00 - 34.00	32.00 - 32.00	
Vavuniya	600.00 - 700.00	1200.00 - 1300.00	1200.00 - 1300.00	2400.00 - 2500.00	3400.00 - 3500.00	1600.00 - 1700.00	2400.00 - 2500.00	2400.00 - 2500.00	35.00 - 37.00	34.00 - 36.00	
Mannar	550.00 - 600.00	-	1100.00 - 1200.00	-	-	2000.00 - 2400.00	2000.00 - 2300.00	-	38.00 - 39.00	35.00 - 36.00	
Killinochchi	450.00 - 500.00	800.00 - 900.00	1000.00 - 1200.00	-	-	1500.00 - 1600.00	2300.00 - 2400.00	-	37.00 - 38.00	35.00 - 36.00	
Mullaittivu	450.00 - 500.00	950.00 - 1000.00	1200.00 - 1300.00	1850.00 - 2000.00	-	1600.00 - 1700.00	2000.00 - 2200.00	-	33.00 - 36.00	32.00 - 34.00	
Batticaloa	500.00 - 500.00	-	1500.00 - 1500.00	1800.00 - 1900.00	-	1800.00 - 2000.00	-	-	36.00 - 36.00	34.00 - 34.00	
Trincomalee	550.00 - 600.00	1100.00 - 1150.00	1350.00 - 1400.00	2250.00 - 2300.00	2450.00 - 2500.00	1800.00 - 1850.00	2100.00 - 2200.00	-	36.00 - 37.00	34.00 - 35.00	
Veyangoda	550.00 - 600.00	1500.00 - 1500.00	-	2200.00 - 2200.00	-	-	-	2400.00 - 2400.00	35.00 - 38.00	33.00 - 36.00	
Galenbindunuwewa	600.00 - 700.00	-	1100.00 - 2000.00	1800.00 - 2700.00	-	1400.00 - 1600.00	2000.00 - 2200.00	3000.00 - 3000.00	35.00 - 35.00	34.00 - 35.00	
Bandarawela	600.00 - 650.00	-	1700.00 - 1800.00	2500.00 - 2600.00	-	2100.00 - 2200.00	-	2700.00 - 2800.00	37.00 - 38.00	35.00 - 36.00	
Matale	600.00 - 700.00	1300.00 - 1400.00	1100.00 - 1200.00	2500.00 - 2600.00	2800.00 - 3000.00	1600.00 - 1700.00	1700.00 - 1800.00	2700.00 - 2800.00	36.00 - 37.00	35.00 - 36.00	

Table 12: Selected Markets: Retail Price of Dried Fish (Rs/kg)

Week 07: 13 - 19 Feb 2026

LOCATIONS	Dried Fish													
	Sprats-Imported		Kattawa		Thora		Mora		Balaya		Anguluwa		Salaya	
Colombo	1200.00	1600.00	2000.00	2800.00	3200.00	4000.00	2800.00	3200.00	1800.00	2400.00	2400.00	2800.00	1000.00	1200.00
Gampaha	1200.00	1400.00	-	-	-	-	3000.00	3000.00	1800.00	1900.00	-	-	1200.00	1200.00
Kurunegala	1200.00	1300.00	-	-	-	-	2750.00	2800.00	1600.00	1700.00	2000.00	2200.00	1000.00	1000.00
Nikaweratiya	1200.00	1400.00	2200.00	2400.00	-	-	-	-	1500.00	1800.00	2400.00	2600.00	900.00	1200.00
Dambulla	1100.00	1150.00	2500.00	2600.00	-	-	2800.00	3000.00	1500.00	1600.00	2300.00	2400.00	-	-
Anuradhapura	1200.00	1400.00	2400.00	2600.00	-	-	2800.00	3000.00	1600.00	2000.00	2200.00	2800.00	800.00	1000.00
Thambuththegama	1100.00	1300.00	2380.00	2500.00	-	-	2950.00	3200.00	1500.00	1800.00	1600.00	1800.00	1000.00	1200.00
Polonnaruwa	1100.00	1300.00	2000.00	2100.00	-	-	2800.00	3000.00	1500.00	1800.00	2000.00	2200.00	-	-
Kaluthara	1000.00	1280.00	2200.00	2600.00	-	-	2800.00	3000.00	1400.00	1700.00	2400.00	2600.00	1000.00	1000.00
Badulla	-	-	-	-	-	-	-	-	-	-	-	-	-	-
Keppetipola	1100.00	1200.00	2300.00	2400.00	3400.00	3450.00	2800.00	3000.00	1600.00	1700.00	1600.00	1700.00	1000.00	1100.00
Moneragala	1200.00	1400.00	2200.00	2400.00	-	-	2800.00	3000.00	1800.00	2000.00	2400.00	2500.00	800.00	1000.00
Kegalle	1120.00	1200.00	2600.00	2600.00	3600.00	3600.00	2800.00	3000.00	1500.00	1600.00	-	-	-	-
Ampara	-	-	2400.00	2600.00	-	-	2600.00	2600.00	1800.00	2000.00	1300.00	1400.00	-	-
Dehiattakandiya	1000.00	1200.00	1800.00	2200.00	-	-	3000.00	3000.00	1600.00	2000.00	1500.00	1800.00	-	-
Nuwaraeliya	1100.00	1200.00	2400.00	2500.00	3400.00	3500.00	2800.00	3000.00	1650.00	1700.00	1700.00	1800.00	1150.00	1250.00
Kandy	1200.00	1400.00	2700.00	2800.00	3400.00	3500.00	2900.00	3000.00	1900.00	2000.00	2200.00	2400.00	1000.00	1200.00
Puttalam	1120.00	1400.00	2000.00	2200.00	-	-	-	-	1700.00	2000.00	1200.00	1500.00	1000.00	1120.00
Hambantota	1200.00	1200.00	2000.00	2200.00	-	-	-	-	2000.00	2200.00	2200.00	2400.00	-	-
Rathnapura	1040.00	1200.00	2200.00	2400.00	3200.00	3200.00	2880.00	2980.00	1740.00	1800.00	2350.00	2400.00	960.00	1040.00
Matara	1200.00	1300.00	2200.00	2250.00	-	-	-	-	1600.00	2000.00	2200.00	2250.00	-	-
Galle	-	-	-	-	-	-	-	-	-	-	-	-	-	-
Tissamaharama	1100.00	1200.00	-	-	-	-	2500.00	2700.00	1750.00	1900.00	2400.00	2500.00	-	-
Meegoda	1080.00	1280.00	2000.00	2400.00	-	-	2800.00	3000.00	1700.00	1900.00	2000.00	2200.00	800.00	1120.00
Embilipitiya	1200.00	1400.00	2500.00	2800.00	-	-	2850.00	3000.00	1500.00	1800.00	2600.00	2800.00	1050.00	1200.00
Jaffna	1600.00	1700.00	2600.00	2800.00	3100.00	3250.00	3000.00	3300.00	1800.00	2000.00	1000.00	1200.00	800.00	1200.00
Vavuniya	-	-	1900.00	2100.00	-	-	-	-	1400.00	1500.00	1000.00	1200.00	-	-
Mannar	-	-	2800.00	2800.00	-	-	2800.00	3000.00	1800.00	2000.00	1900.00	1950.00	-	-
Killinochchi	1200.00	1300.00	2350.00	2450.00	-	-	2400.00	2500.00	-	-	1100.00	1200.00	800.00	900.00
Mullaittivu	1200.00	1300.00	2400.00	2500.00	-	-	2750.00	2850.00	1600.00	1750.00	1100.00	1200.00	800.00	900.00
Batticaloa	1200.00	1250.00	2500.00	2800.00	-	-	-	-	2000.00	2000.00	-	-	-	-
Trincomalee	1250.00	1300.00	2300.00	2350.00	-	-	-	-	1350.00	1400.00	1250.00	1300.00	700.00	750.00
Veyangoda	1000.00	1400.00	2200.00	2400.00	-	-	2600.00	2800.00	1600.00	1800.00	2000.00	2200.00	1000.00	1200.00
Galenbindunuwewa	1100.00	1400.00	2600.00	2800.00	3400.00	3500.00	2600.00	2900.00	1800.00	2300.00	1600.00	2600.00	800.00	1000.00
Bandarawela	1200.00	1400.00	2300.00	2400.00	-	-	2600.00	2800.00	1600.00	1800.00	2000.00	2200.00	900.00	1100.00
Matale	1200.00	1300.00	2400.00	2600.00	-	-	2600.00	2700.00	1500.00	1600.00	2000.00	2200.00	800.00	900.00

Table 13: Selected Markets: Retail Price of Meat (Rs/kg)

Week 07: 13 - 19 Feb 2026

LOCATIONS	Meat		Meat (Chicken)		Meat					
	Beef		Broiler	Curry	Mutton	Pork				
Colombo	2700.00	- 3000.00	1150.00	- 1400.00	1100.00	- 1300.00	3900.00	- 4300.00	2700.00	- 2700.00
Gampaha	-		1280.00	- 1280.00	1400.00	- 1400.00	4000.00	- 4000.00	2600.00	- 2600.00
Kurunegala	-		1250.00	- 1300.00	1300.00	- 1300.00	-		2600.00	- 2600.00
Nikaweratiya	2500.00	- 2700.00	1150.00	- 1350.00	-		-		-	
Dambulla	-		1200.00	- 1300.00	1300.00	- 1350.00	-		2500.00	- 2600.00
Anuradhapura	2500.00	- 2600.00	1150.00	- 1300.00	1350.00	- 1450.00	-		2600.00	- 2800.00
Thambuththegama	-		1100.00	- 1250.00	-		-		2400.00	- 2600.00
Polonnaruwa	2400.00	- 2400.00	1350.00	- 1350.00	1550.00	- 1550.00	3500.00	- 3500.00	-	
Kaluthara	2700.00	- 2700.00	1250.00	- 1300.00	1200.00	- 1300.00	-		2600.00	- 2600.00
Badulla	-		-		-		-		-	
Keppetipola	2200.00	- 2200.00	1250.00	- 1260.00	1350.00	- 1360.00	-		-	
Moneragala	2600.00	- 2600.00	1150.00	- 1350.00	1500.00	- 1600.00	-		3000.00	- 3200.00
Kegalle	2500.00	- 2500.00	1250.00	- 1260.00	1130.00	- 1150.00	3600.00	- 3600.00	2600.00	- 2800.00
Ampara	2400.00	- 2500.00	1200.00	- 1350.00	-		-		2800.00	- 3400.00
Dehiattakandiya	-		1250.00	- 1250.00	-		-		2500.00	- 2700.00
Nuwaraeliya	2300.00	- 2400.00	1240.00	- 1260.00	1360.00	- 1380.00	3800.00	- 4000.00	2800.00	- 2900.00
Kandy	2500.00	- 2500.00	1160.00	- 1200.00	1280.00	- 1300.00	3500.00	- 3600.00	2800.00	- 2900.00
Puttalam	2450.00	- 2500.00	1300.00	- 1350.00	1500.00	- 1600.00	4200.00	- 4200.00	-	
Hambantota	-		1290.00	- 1300.00	-		-		-	
Rathnapura	2600.00	- 2600.00	1300.00	- 1350.00	1250.00	- 1300.00	3700.00	- 3700.00	2700.00	- 2700.00
Matara	-		1300.00	- 1380.00	-		-		-	
Galle	-		-		-		-		-	
Tissamaharama	-		1200.00	- 1350.00	-		-		-	
Meegoda	-		1300.00	- 1350.00	1300.00	- 1300.00	-		3000.00	- 3000.00
Embilipitiya	2450.00	- 2500.00	1150.00	- 1250.00	1150.00	- 1250.00	3850.00	- 3900.00	2550.00	- 2700.00
Jaffna	2300.00	- 2400.00	1200.00	- 1300.00	1500.00	- 1600.00	3600.00	- 3700.00	-	
Vavuniya	2100.00	- 2200.00	1340.00	- 1400.00	1500.00	- 1600.00	-		-	
Mannar	2200.00	- 2200.00	1450.00	- 1450.00	1550.00	- 1600.00	-		-	
Killinochchi	2400.00	- 2500.00	1300.00	- 1400.00	1600.00	- 1700.00	3900.00	- 4000.00	-	
Mullaittivu	2200.00	- 2200.00	1400.00	- 1450.00	1550.00	- 1600.00	-		-	
Batticaloa	2200.00	- 2200.00	1450.00	- 1450.00	1600.00	- 1600.00	3900.00	- 4000.00	-	
Trincomalee	2200.00	- 2300.00	1350.00	- 1400.00	1600.00	- 1650.00	3400.00	- 3500.00	-	
Veyangoda	2600.00	- 2600.00	1100.00	- 1250.00	-		-		2600.00	- 2600.00
Galenbindunuwewa	2500.00	- 2500.00	1150.00	- 1200.00	1400.00	- 1400.00	3500.00	- 3500.00	-	
Bandarawela	2400.00	- 2500.00	1250.00	- 1350.00	-		3700.00	- 3800.00	-	
Matale	2500.00	- 2600.00	1100.00	- 1150.00	1250.00	- 1300.00	3500.00	- 3600.00	2600.00	- 2700.00

Table 14: Colombo: Wholesale Prices (Rs/kg or Rs/piece)

Week 07: 13 - 19 Feb 2026

COMMODITY	Range	Average Price			Change Compared to		COMMODITY	Range	Average Price			Change Compared to	
		This Week	Last Week	Last Year	Last Week (%)	Last Year (%)			This Week	Last Week	Last Year	Last Week (%)	Last Year (%)
Rice							Coconut						
Local							Large	160.00 - 170.00	165.00	165.00	210.00	0.00	-21.43
Samba 1	245.00 - 250.00	246.67	247.22	238.00	-0.22	3.64	Small	140.00 - 150.00	145.00	145.00	186.25	0.00	-22.15
Samba 2	240.00 - 242.00	240.80	240.67	231.50	0.06	4.02							
Keeri Samba	310.00 - 340.00	320.00	324.00	258.00	-1.23	24.03	Fruits (Rs/fruit)						
Nadu 1	205.00 - 210.00	206.00	210.50	227.00	-2.14	-9.25	Plantain						
Nadu 2	200.00 - 202.00	200.67	202.33	221.00	-0.82	-9.20	Ambul (Rs/kg)	100.00 - 150.00	131.67	130.00	111.00	1.28	18.62
Raw (Red)	185.00 - 200.00	193.00	195.00	219.00	-1.03	-11.87	Kolikuttu (Rs/kg)	220.00 - 250.00	235.45	229.09	211.00	2.78	11.59
Raw (White)	190.00 - 200.00	194.00	196.50	217.50	-1.27	-10.80	Seeni (Rs/kg)	100.00 - 150.00	130.83	132.73	115.00	-1.43	13.77
Imported							Anamalu	33.00 - 43.00	39.30	36.18	28.80	8.62	36.46
Samba	-		242.50	227.00			Ambun	50.00 - 60.00	55.20	51.09	41.30	8.04	33.66
Nadu	-						Papaw(Rs/kg)	350.00 - 450.00	403.64	415.45	218.89	-2.84	84.40
Raw (Red)	-						Passion Fruit	100.00 - 130.00	118.75	116.67	115.56	1.79	2.76
Raw (White)	-						Pineapple Large	400.00 - 460.00	428.89	435.56	396.25	-1.53	8.24
Dried Chillies							Pineapple Medium	300.00 - 350.00	327.78	334.44	305.00	-1.99	7.47
Imported	850.00 - 900.00	871.67	835.71	576.00	4.30	51.33	Pineapple Small	250.00 - 280.00	266.67	270.00	243.75	-1.23	9.40
Onion							Mango						
Sinnan	-						Betti	-					
Vedalan	-						Karthakolomban	400.00 - 435.00	423.33	265.83	398.33	59.25	6.28
Imported	180.00 - 200.00	190.83	199.00	300.00	-4.10	-36.39	Vilad	-					
Big Onion							Kohu	-					
Imported	120.00 - 140.00	131.43	133.57	149.38	-1.60	-12.01	Other						
Local	-						Wood Apple	50.00 - 60.00	57.40	57.80	98.57	-0.69	-41.77
Potato							Orange	35.00 - 42.00	37.80	39.75	52.78	-4.91	-28.38
Welimada	250.00 - 260.00	253.33	317.50		-20.21		Avocado	270.00 - 400.00	335.00	306.11	258.33	9.44	29.68
N'Eliya	300.00 - 310.00	304.00	354.29	344.00	-14.19	-11.63	Slime Apple	40.00 - 60.00	50.00	43.75	20.00	14.29	150.00
Imported	120.00 - 250.00	174.29	157.22	182.86	10.85	-4.69	Grapes (Imp., Rs/kg)	2000.00 - 2300.00	2100.00	2225.00	1758.33	-5.62	19.43
Pulses							King Coconut	160.00 - 200.00	175.00	172.86	217.50	1.24	-19.54
Green Gram	600.00 - 650.00	624.00	632.00	621.67	-1.27	0.38	Sea Fish						
Cowpea (White)	700.00 - 750.00	725.00	737.50	650.00	-1.69	11.54	Salaya	400.00 - 600.00	491.67	392.86	273.33	25.15	79.88
Cowpea (Red)	700.00 - 750.00	725.00	750.00	550.00	-3.33	31.82	Hurulla	800.00 - 900.00	837.50	950.00	727.50	-11.84	15.12
Red Dhal	235.00 - 245.00	239.38	227.78	265.71	5.09	-9.91	Balaya	800.00 - 900.00	833.33	875.00	782.50	-4.76	6.50
Vegetable							Kelawalla	900.00 - 1300.00	1100.00	1383.33	1036.36	-20.48	6.14
Beans (Butter)	-						Thora	2800.00 - 3200.00	3000.00	2933.33	1712.50	2.27	75.18
Beans(Green)	350.00 - 500.00	420.00	336.92	275.00	24.66	52.73	Paraw	1000.00 - 1400.00	1216.67	1516.67	1129.23	-19.78	7.74
Carrot	220.00 - 260.00	240.91	255.45	640.00	-5.69	-62.36	Mora	1200.00 - 1700.00	1433.33	1466.67	1155.00	-2.27	24.10
Leeks	180.00 - 220.00	200.00	208.00	276.00	-3.85	-27.54	Shrimps	2350.00 - 2800.00	2525.00	2633.33	1996.67	-4.11	26.46
Beetroot	150.00 - 230.00	182.50	280.00	294.55	-34.82	-38.04	Thalapath	2100.00 - 2500.00	2328.57	2250.00	1650.00	3.49	41.13
Knolkhol	100.00 - 150.00	120.00	121.00	210.00	-0.83	-42.86	Eggs						
Raddish	40.00 - 60.00	50.00	45.00	112.00	11.11	-55.36	Brown	34.00 - 36.00	35.17	33.00	33.25	6.57	5.76
Cabbage	120.00 - 150.00	135.00	186.36	304.00	-27.56	-55.59	White	33.00 - 35.00	33.75	32.20	30.69	4.81	9.98
Tomato	120.00 - 150.00	138.18	119.09	129.00	16.03	7.12	Dried Fish						
Ladies Fingers	100.00 - 150.00	123.00	96.36	180.00	27.64	-31.67	Sprats	1150.00 - 1300.00	1225.00	1407.14	975.83	-12.94	25.53
Brinjal	80.00 - 150.00	119.17	133.64	500.00	-10.83	-76.17	Sprats (Imported)	880.00 - 1000.00	918.00	886.25	677.50	3.58	35.50
Capsicum	400.00 - 650.00	518.18	605.00	1080.00	-14.35	-52.02	Kattawa	1650.00 - 2300.00	1958.33	1700.00	1422.50	15.20	37.67
Pumpkin	80.00 - 140.00	110.91	81.00	124.00	36.92	-10.56	Kattawa (Imported)	1600.00 - 1800.00	1714.29	1700.00	1422.50	0.84	20.51
Cucumber	40.00 - 60.00	52.73	35.00	130.00	50.65	-59.44	Thora	2800.00 - 2900.00	2837.50	2825.00		0.44	
Bitter Gourd	250.00 - 400.00	327.27	362.00	525.00	-9.59	-37.66	Thora (Imported)	2800.00 - 3300.00	3075.00	2408.33		27.68	
Snake Gourd	100.00 - 150.00	125.00	134.00	186.00	-6.72	-32.80	Mora	2500.00 - 2800.00	2635.71	2591.67	1795.00	1.70	46.84
Drumstick	-						Mora (Imported)	2300.00 - 2700.00	2491.67	1375.00	823.33	81.21	202.63
Luffa	150.00 - 300.00	220.83	230.00	276.00	-3.99	-19.99	Balaya	1350.00 - 1550.00	1428.57	1375.00		3.90	
Long Beans	120.00 - 180.00	149.00	132.50	183.00	12.45	-18.58	Balaya (Imported)	-		2033.33	1256.67		
Ash Plantain	140.00 - 170.00	153.33	158.89	160.00	-3.50	-4.17	Anguluwa	1800.00 - 2150.00	2025.00	1591.67	1256.67	27.23	61.14
Green Chillies	250.00 - 400.00	315.00	300.00	1430.00	5.00	-77.97	Anguluwa (Imported)	1700.00 - 1850.00	1800.00	1783.33	1470.83	0.93	22.38
Lime	60.00 - 100.00	78.00	95.45	115.00	-18.29	-32.17	Maduwa	1400.00 - 1800.00	1541.67	1591.67	1256.67	-3.14	22.68
Root Crops							Maduwa (Imported)	850.00 - 950.00	916.67				
Sweet Potato	140.00 - 170.00	154.29	135.71	157.00	13.68	-1.73	Koduwa	-		758.33	619.17		
Manioc	70.00 - 120.00	92.86	88.57	110.00	4.84	-15.58	Koduwa (Imported)	-					
Leafy Vegetable							Salaya	750.00 - 950.00	850.00	758.33	619.17	12.09	37.28
Mukunuwenna	45.00 - 50.00	47.50	47.50	43.75	0.00	8.57	Salaya (Imported)	-					
Kankun	45.00 - 50.00	47.50	48.00	43.75	-1.04	8.57							
Gotukola (Rs/kg)	250.00 - 300.00	276.67	284.00	337.50	-2.58	-18.02							

This Week: Week 07: 13 - 19 Feb 2026
 Last Week: Week 06: 06 - 12 Feb 2026

Table 15: Colombo &Suburbs: Retail Prices (Rs/kg or Rs/piece)

Week 07: 13 - 19 Feb 2026

COMMODITY	Range	Average Price			Change Compared to		COMMODITY	Range	Average Price			Change Compared to	
		This Week	Last Week	Last Year	Last Week (%)	Last Year (%)			This Week	Last Week	Last Year	Last Week (%)	Last Year (%)
Rice							Coconut						
Local							Large	170.00 - 200.00	187.05	187.50	231.30	-0.45	-19.13
Samba 1	260.00 - 280.00	264.80	264.77	248.67	0.03	6.49	Small	150.00 - 170.00	161.11	161.43	204.09	-0.32	-21.06
Samba 2	-	-	-	-	-	-							
Keeri Samba	360.00 - 380.00	372.69	363.93	265.97	8.76	40.13							
Nadu 1	230.00 - 240.00	233.08	232.69	240.38	0.38	-3.04	Fruits (Rs/fruit)						
Nadu 2	-	-	-	-	-	-	Plantain						
Raw (Red)	210.00 - 220.00	215.24	215.45	237.92	-0.22	-9.53	Ambul (Rs/kg)	160.00 - 240.00	208.00	199.00	185.93	9.00	11.87
Raw (White)	210.00 - 230.00	224.05	221.46	238.18	2.59	-5.93	Kolikuttu (Rs/kg)	280.00 - 400.00	333.00	318.00	312.69	15.00	6.49
Imported							Seeni (Rs/kg)	160.00 - 230.00	198.10	200.48	201.15	-2.38	-1.52
Samba	240.00 - 280.00	262.14	256.05	234.32	6.09	11.87	Anamalu	43.00 - 54.00	48.65	47.61	45.43	1.04	7.08
Nadu	-	-	-	-	-	-	Ambun	60.00 - 80.00	72.18	69.07	61.86	3.11	16.67
Raw (Red)	-	-	-	-	-	-	Papaw(Rs/kg)	450.00 - 600.00	493.57	514.44	337.50	-20.87	46.24
Raw (White)	-	-	-	-	-	-	Passion Fruit	130.00 - 200.00	162.00	159.00	138.82	3.00	16.69
Dried Chillies							Pineapple Large	480.00 - 550.00	520.56	514.76	562.27	5.79	-7.42
Imported	900.00 - 1300.00	1102.27	1090.91	885.29	11.36	24.51	Pineapple Medium	400.00 - 480.00	448.33	431.67	425.71	16.67	5.31
Onion							Pineapple Small	300.00 - 380.00	355.56	345.56	333.50	10.00	6.61
Sinnan	-	-	-	-	-	-	Mango						
Vedalan	-	-	-	-	-	-	Betti	-	-	-	-	-	-
Imported	360.00 - 480.00	407.83	409.62	502.73	-1.79	-18.88	Karthakolomban	500.00 - 535.00	511.67	353.00	506.30	158.67	1.06
Big Onion							Vilad	-	-	-	-	-	-
Imported	160.00 - 220.00	197.27	202.69	217.32	-5.42	-9.22	Kohu	-	-	-	-	-	-
Potato							Other						
Local	-	-	-	-	-	-	Wood Apple	70.00 - 140.00	100.84	103.24	153.16	-2.39	-34.16
Welimada	-	-	-	-	-	-	Orange	40.00 - 100.00	76.11	78.67	99.65	-2.56	-23.62
N'Eliya	360.00 - 480.00	426.25	473.16	429.63	-46.91	-0.79	Avocado	470.00 - 670.00	513.57	577.86	361.00	-64.29	42.26
Imported	180.00 - 240.00	201.67	198.00	225.38	3.67	-10.52	Slime Apple	60.00 - 120.00	91.50	89.38	61.82	2.13	48.01
Pulses							Grapes (Imp., Rs/kg)	2200.00 - 3000.00	2635.71	2700.00	2215.00	-64.29	18.99
Green Gram	700.00 - 1000.00	905.24	914.09	781.71	-8.85	15.80	King Coconut	180.00 - 250.00	215.71	189.55	251.11	26.17	-14.10
Cowpea (White)	900.00 - 1200.00	1069.05	1076.19	820.71	-7.14	30.26	Sea Fish						
Cowpea (Red)	900.00 - 1200.00	1038.64	1045.24	781.94	-6.60	32.83	Salaya	600.00 - 800.00	690.00	684.62	438.33	5.38	57.41
Red Dhal	260.00 - 320.00	290.45	284.58	303.75	5.87	-4.38	Hurulla	1300.00 - 1400.00	1333.33	1309.23	992.31	24.10	34.37
Vegetable							Balaya	1200.00 - 2000.00	1637.50	1658.33	993.75	-20.83	64.78
Beans (Butter)	-	-	-	-	-	-	Kelawalla	1800.00 - 2800.00	2443.75	2454.55	1769.05	-10.80	38.14
Beans(Green)	400.00 - 600.00	515.00	453.04	483.75	61.96	6.46	Thora	3600.00 - 4400.00	3825.00	3862.50	2661.90	-37.50	43.69
Carrot	260.00 - 550.00	405.65	406.80	847.69	-1.15	-52.15	Paraw	1800.00 - 2400.00	2100.00	2141.67	1903.89	-41.67	10.30
Leeks	250.00 - 520.00	407.69	411.67	446.45	-3.97	-8.68	Mora	1800.00 - 2000.00	1922.22	1966.67	-	-44.44	-
Beetroot	250.00 - 520.00	388.85	434.58	467.10	-45.74	-16.75	Shrimps	2900.00 - 3200.00	2992.86	3000.00	2205.88	-7.14	35.68
Knolkhol	180.00 - 400.00	297.62	303.33	382.59	-5.71	-22.21	Thalalpath	2800.00 - 3200.00	3080.00	3137.50	2435.71	-57.50	26.45
Raddish	120.00 - 320.00	230.45	232.27	244.69	-1.82	-5.82	Eggs						
Cabbage	180.00 - 400.00	319.62	333.18	420.65	-13.57	-24.02	Brown	35.00 - 37.00	35.89	35.43	35.50	0.46	1.10
Tomato	180.00 - 450.00	309.62	290.83	279.39	18.78	10.82	White	34.00 - 36.00	34.65	33.64	34.30	1.00	1.01
Ladies Fingers	150.00 - 400.00	293.20	262.08	333.23	31.12	-12.01	Dried Fish						
Brijjal	160.00 - 400.00	274.62	282.92	622.50	-8.30	-55.89	Sprats	1800.00 - 2400.00	2009.52	1947.37	1720.00	62.16	16.83
Capsicum	500.00 - 1000.00	796.80	919.57	1348.28	-122.77	-40.90	Sprats (Imported)	1200.00 - 1600.00	1347.37	1225.00	1120.00	122.37	20.30
Pumpkin	150.00 - 300.00	234.23	208.33	230.97	25.90	1.41	Kattawa	2000.00 - 2800.00	2447.06	2305.00	2120.00	142.06	15.43
Cucumber	120.00 - 240.00	196.09	173.33	234.38	22.75	-16.34	Thora	3200.00 - 4000.00	4000.00	3518.18	-	481.82	
Bitter Gourd	350.00 - 650.00	537.60	587.39	645.67	-49.79	-16.74	Mora	2800.00 - 3200.00	2969.23	2935.29	2455.00	33.94	20.95
Snake Gourd	160.00 - 400.00	292.08	297.08	342.50	-5.00	-14.72	Balaya	1800.00 - 2400.00	2066.67	2000.00	1670.00	66.67	23.75
Drumstick	-	-	-	-	-	-	Anguluwa	2400.00 - 2800.00	2640.00	2626.67	2371.43	13.33	11.33
Luffa	220.00 - 500.00	373.20	378.70	447.86	-5.50	-16.67	Maduwa	-	-	-	-	-	-
Long Beans	200.00 - 360.00	307.50	302.80	384.38	4.70	-20.00	Koduwa	-	-	-	-	-	-
Ash Plantain	180.00 - 360.00	303.08	310.00	276.77	-6.92	9.50	Salaya	1000.00 - 1200.00	1026.67	1031.25	1227.78	-4.58	-16.38
Green Chillies	340.00 - 800.00	655.60	652.27	1765.00	3.33	-62.86	Meat						
Lime	160.00 - 450.00	330.00	331.30	304.38	-1.30	8.42	Beef (without Bones)	2700.00 - 3000.00	2880.00	2866.67	2620.00	13.33	9.92
Root Crops							Chicken (Broiler)	1150.00 - 1400.00	1321.82	1227.00	1131.25	94.82	16.85
Sweet Potato	200.00 - 400.00	325.60	317.62	286.36	7.98	13.70	Chicken (Curry)	1100.00 - 1300.00	1216.67	1225.00	1120.00	-8.33	8.63
Manioc	150.00 - 240.00	207.60	204.17	188.06	3.43	10.39	Mutton	3900.00 - 4300.00	4183.33	4128.57	3625.00	54.76	15.40
Leafy Vegetable(Rs/bundle)							Pork	2700.00 - 2700.00	2700.00	2700.00	1357.14	0.00	98.95
Mukunuwenna	50.00 - 100.00	83.00	85.56	74.50	-2.56	11.41							
Kankun	50.00 - 100.00	83.00	85.56	74.50	-2.56	11.41							
Gotukola	150.00 - 320.00	240.00	282.35	214.00	-42.35	12.15							

This Week: Week 07: 13 - 19 Feb 2026

Last Week: Week 06: 06 - 12 Feb 2026

Table 16: Farmgate/Producer Prices of Food Commodities in Selected Producing Areas (Rs/kg)

Week 07: 13 - 19 Feb 2026

COMMODITY	Range	Average Price	COMMODITY	Range	Average Price	COMMODITY	Range	Average Price
<u>Paddy</u>			<u>Vegetable (Up Country)</u>			<u>Snake Gourd</u>		
Short Grain			Beans			Dambulla	90.00 - 110.00	99.00
A'pura	126.00 - 130.00	127.60	Dambulla	200.00 - 250.00	228.00	Hambantota	-	
P'naruwa	114.00 - 132.00	123.00	Welimada	245.00 - 260.00	252.00	Embilipitiya	130.00 - 150.00	142.50
Kalawewa	125.00 - 130.00	127.00	Badulla	-		Matara	-	
Kurunegala	112.00 - 135.00	123.33	Carrot			A'pura	110.00 - 130.00	118.00
Dehiattakandiya	130.00 - 130.00	130.00	N'Eliya	230.00 - 245.00	236.00	Luffa		
Nikaweratiya	110.00 - 135.00	124.60	Welimada	150.00 - 185.00	169.00	Dambulla	125.00 - 135.00	130.00
Ampara	130.00 - 135.00	133.25	Hanguranketha	200.00 - 230.00	216.67	Hambantota	-	
Long Grain (White)			Leeks			Embilipitiya	190.00 - 210.00	200.00
A'pura	105.00 - 110.00	107.00	N'Eliya	170.00 - 180.00	176.00	Matara	-	
P'naruwa	85.00 - 109.00	97.30	Welimada	165.00 - 185.00	174.00	A'pura	130.00 - 150.00	138.00
Kalawewa	105.00 - 110.00	107.00	Beetroot			Green Chillies		
Kurunegala	85.00 - 110.00	98.00	N'Eliya	100.00 - 110.00	106.00	Dambulla	240.00 - 280.00	254.00
Dehiattakandiya	102.00 - 108.00	105.00	Dambulla	-		Hambantota	300.00 - 300.00	300.00
Embilipitiya	-		Kurunegala	-		Embilipitiya	350.00 - 370.00	360.00
Nikaweratiya	85.00 - 112.00	100.40	Welimada	145.00 - 165.00	154.00	Puttalam	237.00 - 256.00	241.75
Hambantota	-		Hanguranketha	-		A'pura	300.00 - 350.00	320.00
Ampara	80.00 - 112.00	98.60	Knol Khol			Pumpkin		
Long Grain (Red)			N'Eliya	110.00 - 115.00	113.00	Dambulla	76.00 - 90.00	84.80
Matara	95.00 - 108.00	102.00	Welimada	110.00 - 135.00	123.00	Hambantota	-	
Hambantota	110.00 - 110.00	110.00	Hanguranketha	120.00 - 140.00	130.00	Embilipitiya	120.00 - 130.00	123.75
Embilipitiya	100.00 - 103.00	101.25	Raddish			Matara	95.00 - 110.00	101.67
Keeri Samba			N'Eliya	20.00 - 25.00	22.00	A'pura	70.00 - 80.00	74.00
A'pura	145.00 - 150.00	147.00	Welimada	18.00 - 30.00	24.20	Moneragala	60.00 - 70.00	64.00
P'naruwa	132.00 - 148.00	140.00	Hambantota	-		Cucumber		
Kalawewa	145.00 - 152.00	149.00	Hanguranketha	30.00 - 50.00	40.00	A'pura	25.00 - 30.00	27.00
Kurunegala	130.00 - 156.00	143.00	Cabbage			Dambulla	25.00 - 30.00	27.20
Dehiattakandiya	148.00 - 150.00	149.33	N'Eliya	105.00 - 115.00	109.00	Hambantota	30.00 - 50.00	40.00
Red Onion			Welimada	65.00 - 85.00	74.00	Matara	50.00 - 60.00	55.00
Puttalam	-		Badulla	-		Long Beans		
Jaffna	-		Hanguranketha	80.00 - 120.00	100.00	Dambulla	110.00 - 125.00	119.00
Big Onion			Tomato			Hambantota	-	
Dambulla	-		Welimada	120.00 - 135.00	126.00	Embilipitiya	100.00 - 120.00	107.50
Kalawewa	-		Hambantota	90.00 - 100.00	95.00	Matara	120.00 - 130.00	125.00
A'pura	-		Dambulla	90.00 - 100.00	93.00	A'pura	100.00 - 120.00	108.00
Potato			Hanguranketha	100.00 - 130.00	116.67	Ash Plantain		
N'Eliya	250.00 - 260.00	254.00	Vegetable (Low Country)			Hambantota	-	
Badulla	-		Ladies Fingers			Embilipitiya	100.00 - 120.00	107.50
Welimada	200.00 - 225.00	211.00	A'pura	90.00 - 110.00	98.00	Matara	100.00 - 120.00	110.00
Pulses			Dambulla	125.00 - 135.00	130.00	Lime		
Green Gram			Hambantota	80.00 - 100.00	90.00	Hambantota	-	
Hambantota	-		Embilipitiya	70.00 - 80.00	76.25	Embilipitiya	80.00 - 100.00	92.50
Moneragala	500.00 - 550.00	520.00	Matara	110.00 - 130.00	120.00	Moneragala	50.00 - 60.00	54.00
Embilipitiya	510.00 - 520.00	515.00	Brinjal			Fruits (Rs/kg)		
Nikaweratiya	430.00 - 450.00	438.75	A'pura	100.00 - 120.00	108.00	Banana		
A'pura	500.00 - 550.00	520.00	Dambulla	100.00 - 125.00	115.00	Ambul		
Cowpea			Hambantota	75.00 - 100.00	85.00	Moneragala	50.00 - 70.00	58.00
Hambantota	-		Embilipitiya	80.00 - 100.00	92.50	Embilipitiya	60.00 - 100.00	80.00
Nikaweratiya	480.00 - 540.00	510.00	Matara	110.00 - 130.00	120.00	Hambantota	100.00 - 120.00	110.00
Moneragala	500.00 - 520.00	508.00	Welimada	100.00 - 125.00	115.00	Kolikuttu		
Embilipitiya	650.00 - 660.00	655.00	Capsicum			Moneragala	160.00 - 180.00	168.00
Maize			Badulla	-		Embilipitiya	150.00 - 180.00	164.00
A'pura	140.00 - 143.00	141.20	Welimada	400.00 - 450.00	417.50	Hambantota	220.00 - 260.00	240.00
Kalawewa	142.00 - 145.00	143.33	Bitter Gourd			Papaw		
Gingelly			A'pura	400.00 - 420.00	408.00	Moneragala	180.00 - 200.00	188.00
A'pura	-		Dambulla	300.00 - 350.00	332.00	Embilipitiya	250.00 - 260.00	256.25
Kalawewa	-		Hambantota	-		Hambantota	-	
Black Gram			Embilipitiya	330.00 - 350.00	342.50	Pineapple		
A'pura	-		Matara	320.00 - 350.00	336.67	Divulapitiya	-	
Kalawewa	-							

Annex 01 - Colombo Markets: Retail Prices of Rice and Subsidiary Food Crops (Rs/kg)

Week 07: 13 - 19 Feb 2026

27

CROP	PELIYAGODA	MAHARAGAMA	KIRULAPONE	NUGEGODA	NARAHENPITA	DEMATAGODA	THOTALANGA	KADAWATHA	KIRIBATHGODA
<u>Rice</u>									
Local									
Samba 1	260.00 - 270.00	260.00 - 270.00	260.00 - 270.00	260.00 - 280.00	270.00 - 280.00	260.00 - 260.00	260.00 - 270.00	260.00 - 260.00	260.00 - 280.00
Samba 2	-	-	-	-	-	-	-	-	-
Keeri Samba	360.00 - 370.00	-	370.00 - 380.00	370.00 - 380.00	380.00 - 380.00	380.00 - 380.00	360.00 - 370.00	380.00 - 380.00	365.00 - 380.00
Nadu 1	230.00 - 240.00	230.00 - 230.00	230.00 - 240.00	230.00 - 240.00	230.00 - 240.00	240.00 - 240.00	230.00 - 240.00	230.00 - 240.00	230.00 - 240.00
Nadu 2	-	-	-	-	-	-	-	-	-
Raw (Red)	210.00 - 220.00	220.00 - 220.00	210.00 - 220.00	210.00 - 220.00	210.00 - 220.00	220.00 - 220.00	210.00 - 220.00	220.00 - 220.00	220.00 - 220.00
Raw (White)	220.00 - 230.00	230.00 - 230.00	220.00 - 230.00	220.00 - 230.00	220.00 - 230.00	230.00 - 230.00	210.00 - 230.00	220.00 - 230.00	220.00 - 230.00
Imported									
Samba	240.00 - 250.00	270.00 - 270.00	260.00 - 280.00	260.00 - 280.00	-	-	250.00 - 260.00	260.00 - 260.00	260.00 - 270.00
Nadu	-	-	-	-	-	-	-	-	-
Raw (Red)	-	-	-	-	-	-	-	-	-
Raw (White)	-	-	-	-	-	-	-	-	-
<u>Dried Chillies</u>									
Imported	900.00 - 1000.00	1200.00 - 1200.00	900.00 - 1100.00	1000.00 - 1200.00	1200.00 - 1300.00	1300.00 - 1300.00	950.00 - 1100.00	1000.00 - 1100.00	1000.00 - 1200.00
<u>Red Onion</u>									
Sinnan	-	-	-	-	-	-	-	-	-
Vedalan	-	-	-	-	-	-	-	-	-
Imported	360.00 - 400.00	360.00 - 400.00	380.00 - 400.00	360.00 - 440.00	480.00 - 480.00	360.00 - 400.00	380.00 - 420.00	360.00 - 400.00	460.00 - 480.00
<u>Big Onion</u>									
Imported	180.00 - 200.00	200.00 - 220.00	180.00 - 200.00	200.00 - 220.00	-	180.00 - 200.00	200.00 - 220.00	160.00 - 200.00	180.00 - 220.00
Local	-	-	-	-	-	-	-	-	-
<u>Potato</u>									
Welimada	-	-	-	-	-	-	-	-	-
N'Eliya	360.00 - 400.00	400.00 - 400.00	400.00 - 440.00	440.00 - 460.00	480.00 - 480.00	-	400.00 - 440.00	400.00 - 420.00	460.00 - 460.00
Imported	180.00 - 200.00	200.00 - 240.00	180.00 - 240.00	180.00 - 200.00	240.00 - 240.00	190.00 - 200.00	180.00 - 200.00	180.00 - 200.00	180.00 - 220.00
<u>Pulses</u>									
Green Gram	700.00 - 850.00	1000.00 - 1000.00	900.00 - 1000.00	800.00 - 1000.00	900.00 - 1000.00	780.00 - 780.00	800.00 - 1000.00	900.00 - 1000.00	950.00 - 1000.00
Cowpea (White)	900.00 - 1000.00	1100.00 - 1100.00	1000.00 - 1200.00	1000.00 - 1200.00	1100.00 - 1200.00	1000.00 - 1000.00	1000.00 - 1100.00	1200.00 - 1200.00	1100.00 - 1200.00
Cowpea (Red)	900.00 - 1000.00	1200.00 - 1200.00	1000.00 - 1100.00	1000.00 - 1100.00	1100.00 - 1200.00	950.00 - 950.00	1000.00 - 1100.00	1100.00 - 1100.00	1000.00 - 1200.00
Red Dhal	260.00 - 270.00	290.00 - 300.00	270.00 - 300.00	280.00 - 320.00	320.00 - 320.00	260.00 - 260.00	270.00 - 290.00	280.00 - 320.00	290.00 - 320.00

Annex 02 - Colombo Markets: Retail Prices of Vegetables (Rs/kg) and Coconut (Rs/nut)

Week 07: 13 - 19 Feb 2026

28

CROP	PELIYAGODA	MAHARAGAMA	KIRULAPONE	NUGEGODA	NARAHENPITA	DEMATAGODA	THOTALANGA	KADAWATHA	KIRIBATHGODA
<i>Vegetable</i>									
Beans	400.00 - 420.00	550.00 - 600.00	520.00 - 550.00	600.00 - 600.00	550.00 - 560.00	450.00 - 480.00	500.00 - 550.00	400.00 - 600.00	400.00 - 500.00
Carrot	260.00 - 300.00	450.00 - 550.00	400.00 - 450.00	540.00 - 550.00	350.00 - 400.00	400.00 - 450.00	300.00 - 350.00	320.00 - 480.00	480.00 - 500.00
Leeks	250.00 - 300.00	480.00 - 520.00	450.00 - 480.00	480.00 - 520.00	350.00 - 360.00	350.00 - 400.00	300.00 - 350.00	400.00 - 480.00	400.00 - 480.00
Beetroot	250.00 - 280.00	400.00 - 450.00	420.00 - 450.00	480.00 - 520.00	300.00 - 320.00	320.00 - 320.00	300.00 - 400.00	420.00 - 520.00	400.00 - 520.00
Knolkhol	180.00 - 250.00	400.00 - 400.00	280.00 - 350.00	340.00 - 350.00	350.00 - 400.00	320.00 - 340.00	200.00 - 250.00	400.00 - 400.00	400.00 - 400.00
Raddish	120.00 - 140.00	320.00 - 320.00	280.00 - 320.00	280.00 - 320.00	230.00 - 240.00	-	160.00 - 180.00	200.00 - 240.00	220.00 - 240.00
Cabbage	180.00 - 260.00	360.00 - 400.00	350.00 - 360.00	350.00 - 400.00	300.00 - 320.00	320.00 - 320.00	240.00 - 260.00	400.00 - 400.00	250.00 - 300.00
Tomato	180.00 - 200.00	400.00 - 450.00	350.00 - 360.00	400.00 - 450.00	260.00 - 280.00	320.00 - 320.00	180.00 - 200.00	240.00 - 320.00	300.00 - 450.00
Ladies Fingers	150.00 - 160.00	350.00 - 400.00	400.00 - 400.00	360.00 - 400.00	260.00 - 280.00	240.00 - 250.00	200.00 - 220.00	200.00 - 280.00	300.00 - 400.00
Brinjal	160.00 - 180.00	400.00 - 400.00	400.00 - 400.00	350.00 - 400.00	240.00 - 250.00	240.00 - 240.00	220.00 - 250.00	240.00 - 320.00	300.00 - 320.00
Capsicum	500.00 - 560.00	800.00 - 1000.00	900.00 - 1000.00	900.00 - 1000.00	700.00 - 800.00	560.00 - 600.00	600.00 - 650.00	1000.00 - 1000.00	900.00 - 1000.00
Pumpkin	150.00 - 160.00	260.00 - 300.00	260.00 - 280.00	300.00 - 300.00	180.00 - 200.00	240.00 - 280.00	150.00 - 170.00	240.00 - 280.00	240.00 - 300.00
Cucumber	180.00 - 200.00	220.00 - 240.00	180.00 - 240.00	180.00 - 240.00	140.00 - 160.00	160.00 - 180.00	120.00 - 150.00	200.00 - 240.00	180.00 - 240.00
Bitter Gourd	350.00 - 400.00	600.00 - 650.00	600.00 - 650.00	600.00 - 650.00	520.00 - 550.00	400.00 - 400.00	500.00 - 550.00	600.00 - 650.00	600.00 - 600.00
Snake Gourd	160.00 - 180.00	400.00 - 400.00	400.00 - 400.00	400.00 - 400.00	320.00 - 320.00	340.00 - 360.00	200.00 - 250.00	320.00 - 400.00	320.00 - 400.00
Drumstick	-	-	-	-	-	-	-	-	-
Luffa	220.00 - 250.00	450.00 - 500.00	480.00 - 500.00	450.00 - 500.00	340.00 - 360.00	240.00 - 260.00	240.00 - 340.00	400.00 - 480.00	400.00 - 480.00
Long Beans	200.00 - 230.00	300.00 - 360.00	350.00 - 360.00	350.00 - 360.00	340.00 - 350.00	-	200.00 - 250.00	320.00 - 360.00	360.00 - 360.00
Ash Plantain	180.00 - 200.00	340.00 - 360.00	350.00 - 360.00	350.00 - 360.00	280.00 - 300.00	320.00 - 320.00	260.00 - 300.00	300.00 - 320.00	300.00 - 360.00
Green Chillies	340.00 - 350.00	750.00 - 800.00	750.00 - 800.00	700.00 - 800.00	650.00 - 700.00	550.00 - 600.00	500.00 - 500.00	800.00 - 800.00	600.00 - 800.00
Lime	160.00 - 200.00	400.00 - 450.00	400.00 - 450.00	400.00 - 450.00	300.00 - 340.00	400.00 - 400.00	200.00 - 200.00	280.00 - 400.00	300.00 - 400.00
<i>Root Crops</i>									
Sweet Potato	200.00 - 250.00	350.00 - 400.00	320.00 - 340.00	350.00 - 400.00	300.00 - 320.00	260.00 - 260.00	240.00 - 250.00	400.00 - 400.00	320.00 - 400.00
Manioc	160.00 - 180.00	200.00 - 220.00	240.00 - 240.00	200.00 - 240.00	200.00 - 220.00	200.00 - 220.00	150.00 - 160.00	200.00 - 220.00	200.00 - 220.00
<i>Leafy Vegetable</i>									
Mukunuwenna	50.00 - 60.00	80.00 - 100.00	80.00 - 90.00	90.00 - 100.00	80.00 - 80.00	70.00 - 80.00	70.00 - 80.00	100.00 - 100.00	80.00 - 100.00
Kankun	50.00 - 60.00	80.00 - 100.00	80.00 - 90.00	90.00 - 100.00	80.00 - 80.00	70.00 - 80.00	70.00 - 80.00	100.00 - 100.00	80.00 - 100.00
Gotukola	180.00 - 240.00	240.00 - 320.00	280.00 - 320.00	-	280.00 - 320.00	280.00 - 320.00	150.00 - 150.00	150.00 - 150.00	150.00 - 150.00
<i>Coconut</i>									
Large	170.00 - 180.00	180.00 - 190.00	180.00 - 190.00	170.00 - 180.00	180.00 - 185.00	180.00 - 190.00	180.00 - 200.00	180.00 - 200.00	200.00 - 200.00
Small	150.00 - 160.00	160.00 - 170.00	160.00 - 170.00	150.00 - 160.00	160.00 - 170.00	160.00 - 170.00	150.00 - 160.00	150.00 - 160.00	170.00 - 170.00

Annex 03 - Colombo Markets: Retail Prices of Fruits (Rs/fruit)

Week 07: 13 - 19 Feb 2026

29

CROP	PELIYAGODA		MAHARAGAMA		KIRULAPONE		NUGEGODA		NARAHENPITA		DEMATAGODA		THOTALANGA		KADAWATHA		KIRIBATHGODA	
<i>Plantain</i>																		
Ambul (Rs/Kg)	180.00	230.00	240.00	240.00	230.00	240.00	200.00	220.00	220.00	230.00	200.00	210.00	160.00	180.00	180.00	200.00	180.00	200.00
Kolikuttu (Rs/Kg)	300.00	350.00	350.00	370.00	350.00	400.00	350.00	350.00	330.00	350.00	360.00	400.00	280.00	300.00	300.00	320.00	280.00	300.00
Seeni (Rs/Kg)	180.00	200.00	220.00	230.00	230.00	230.00	200.00	220.00	200.00	220.00	200.00	200.00	160.00	180.00	180.00	200.00	180.00	200.00
Anamalu	50.00	52.00	50.00	50.00	50.00	54.00	43.00	50.00	50.00	50.00	-	-	43.00	48.00	46.00	50.00	43.00	48.00
Ambun	72.00	80.00	70.00	72.00	76.00	76.00	70.00	72.00	70.00	76.00	-	-	60.00	70.00	72.00	75.00	70.00	70.00
<i>Pineapple</i>																		
Large	500.00	540.00	500.00	550.00	550.00	550.00	500.00	550.00	520.00	540.00	500.00	530.00	480.00	500.00	500.00	540.00	500.00	520.00
Medium	460.00	480.00	450.00	460.00	460.00	480.00	450.00	460.00	460.00	480.00	400.00	450.00	400.00	430.00	450.00	450.00	400.00	450.00
Small	360.00	370.00	360.00	370.00	370.00	380.00	370.00	380.00	370.00	380.00	320.00	330.00	300.00	320.00	350.00	360.00	350.00	360.00
<i>Mango</i>																		
Betti	-	-	-	-	-	-	-	-	-	-	-	-	-	-	-	-	-	-
Karthakolomban	500.00	535.00	-	-	500.00	500.00	-	-	-	-	-	-	-	-	-	-	-	-
Vilad	-	-	-	-	-	-	-	-	-	-	-	-	-	-	-	-	-	-
Kohu	-	-	-	-	-	-	-	-	-	-	-	-	-	-	-	-	-	-
<i>Other Fruits</i>																		
Wood Apple	80.00	90.00	110.00	120.00	120.00	140.00	120.00	140.00	80.00	100.00	90.00	100.00	70.00	80.00	90.00	100.00	96.00	100.00
Orange	40.00	50.00	75.00	85.00	85.00	100.00	100.00	100.00	75.00	85.00	85.00	100.00	50.00	70.00	70.00	75.00	85.00	100.00
Avocado	470.00	500.00	-	-	-	-	670.00	670.00	470.00	500.00	-	-	-	-	500.00	500.00	-	-
Slime Apple	60.00	80.00	100.00	120.00	100.00	120.00	100.00	120.00	70.00	80.00	80.00	100.00	60.00	60.00	80.00	100.00	70.00	80.00
Grapes (Rs/Kg)	2200.00	2300.00	2800.00	3000.00	3000.00	3000.00	2800.00	3000.00	2500.00	2800.00	2200.00	2200.00	2200.00	2200.00	2600.00	2600.00	2500.00	2500.00
Papaw (Rs/Kg)	450.00	460.00	490.00	490.00	550.00	600.00	500.00	550.00	450.00	480.00	450.00	500.00	-	-	480.00	500.00	-	-
Passion	150.00	170.00	-	-	130.00	130.00	200.00	200.00	170.00	170.00	-	-	130.00	130.00	140.00	140.00	-	-
King Coconut	220.00	250.00	220.00	250.00	200.00	200.00	220.00	220.00	200.00	220.00	200.00	200.00	180.00	180.00	220.00	220.00	200.00	220.00

Annex 04 - Colombo Markets: Retail Prices of Sea Fish and Dried Fish (Rs/kg)

Week 07: 13 - 19 Feb 2026

30

CROP	PELIYAGODA	MAHARAGAMA	KIRULAPONE	NUGEGODA	NARAHENPITA	DEMATAGODA	THOTALANGA	KADAWATHA	KIRIBATHGODA
<i>Sea Fish</i>									
Salaya	600.00 - 600.00	700.00 - 700.00	800.00 - 800.00	800.00 - 800.00	640.00 - 640.00	600.00 - 600.00	600.00 - 600.00	800.00 - 800.00	600.00 - 800.00
Hurulla	-	-	-	-	1300.00 - 1300.00	1300.00 - 1400.00	1300.00 - 1300.00	1300.00 - 1400.00	1400.00 - 1400.00
Balaya	1200.00 - 1300.00	-	2000.00 - 2000.00	-	1500.00 - 1500.00	-	2000.00 - 2000.00	1800.00 - 1800.00	2000.00 - 2000.00
Kelawalla	1800.00 - 2000.00	2800.00 - 2800.00	2700.00 - 2800.00	2800.00 - 2800.00	2700.00 - 2700.00	2400.00 - 2500.00	2400.00 - 2400.00	2200.00 - 2400.00	2400.00 - 2400.00
Thora	3600.00 - 3800.00	3800.00 - 3800.00	4400.00 - 4400.00	3800.00 - 3800.00	3800.00 - 3800.00	3600.00 - 3600.00	-	-	-
Paraw	1800.00 - 1800.00	2400.00 - 2400.00	2400.00 - 2400.00	2400.00 - 2400.00	2000.00 - 2000.00	2400.00 - 2400.00	2000.00 - 2000.00	2400.00 - 2400.00	2000.00 - 2000.00
Mora	1800.00 - 1900.00	2000.00 - 2000.00	2000.00 - 2000.00	-	-	1800.00 - 1800.00	2000.00 - 2000.00	2000.00 - 2000.00	-
Shrimps Small	2900.00 - 3000.00	3000.00 - 3200.00	3000.00 - 3200.00	3000.00 - 3000.00	-	-	2900.00 - 2900.00	3000.00 - 3000.00	3000.00 - 3000.00
Talapath	2800.00 - 3000.00	3000.00 - 3200.00	3200.00 - 3200.00	3000.00 - 3000.00	3000.00 - 3000.00	3000.00 - 3000.00	3000.00 - 3000.00	3200.00 - 3200.00	3000.00 - 3000.00
<i>Eggs (Rs/egg)</i>									
Brown	36.00 - 37.00	35.00 - 36.00	35.00 - 35.00	35.00 - 35.00	36.00 - 36.00	36.00 - 36.00	36.00 - 36.00	35.00 - 36.00	35.00 - 36.00
White	35.00 - 36.00	34.00 - 35.00	34.00 - 34.00	34.00 - 34.00	35.00 - 35.00	34.00 - 35.00	35.00 - 35.00	34.00 - 35.00	34.00 - 35.00
<i>Dried Fish</i>									
Sprats	2000.00 - 2400.00	2000.00 - 2000.00	2000.00 - 2200.00	2200.00 - 2200.00	2400.00 - 2400.00	1800.00 - 2400.00	1800.00 - 2200.00	1800.00 - 2000.00	1800.00 - 2000.00
Kattawa	2200.00 - 2400.00	2400.00 - 2400.00	2400.00 - 2600.00	2800.00 - 2800.00	2000.00 - 2800.00	2600.00 - 2600.00	2200.00 - 2400.00	2400.00 - 2400.00	2400.00 - 2600.00
Thora	3500.00 - 3500.00	-	-	-	4000.00 - 4000.00	-	3200.00 - 3200.00	3400.00 - 3400.00	3800.00 - 3800.00
Mora	2800.00 - 2800.00	-	3000.00 - 3000.00	3200.00 - 3200.00	2800.00 - 2800.00	2800.00 - 2800.00	3000.00 - 3200.00	3000.00 - 3000.00	3200.00 - 3200.00
Balaya	1800.00 - 2000.00	2200.00 - 2200.00	2400.00 - 2400.00	2200.00 - 2400.00	1800.00 - 2000.00	2200.00 - 2200.00	1900.00 - 2000.00	1900.00 - 2000.00	-
Anguluwa	2400.00 - 2400.00	2800.00 - 2800.00	2600.00 - 2600.00	2800.00 - 2800.00	2400.00 - 2400.00	2400.00 - 2400.00	2400.00 - 2400.00	2800.00 - 2800.00	2400.00 - 2800.00
Salaya	1000.00 - 1000.00	1000.00 - 1000.00	1000.00 - 1000.00	1000.00 - 1000.00	1000.00 - 1200.00	1000.00 - 1000.00	1000.00 - 1000.00	1000.00 - 1000.00	1000.00 - 1000.00
<i>Meat</i>									
Beef (without Bones)	-	2700.00 - 2700.00	3000.00 - 3000.00	-	2900.00 - 2900.00	-	2900.00 - 2900.00	2900.00 - 2900.00	-
Chicken (Broiler)	1330.00 - 1330.00	1400.00 - 1400.00	1360.00 - 1360.00	1360.00 - 1360.00	1330.00 - 1330.00	1150.00 - 1150.00	1300.00 - 1300.00	1270.00 - 1270.00	1380.00 - 1380.00
Chicken (Curry)	-	1300.00 - 1300.00	-	-	1250.00 - 1250.00	1100.00 - 1100.00	-	-	-
Mutton	-	4300.00 - 4300.00	-	4200.00 - 4200.00	3900.00 - 3900.00	-	4300.00 - 4300.00	4200.00 - 4200.00	4200.00 - 4200.00
Pork	-	-	-	-	2700.00 - 2700.00	-	-	-	2700.00 - 2700.00

Annex 05 : Food Composition of Selected Food Commodities

Commodity	Energy (kcal/100g)	Protein (g/100g)	Total fat (g/100g)	Retinol Eq (μ g/100g)	Vit B2 (mg/100g)	Vit B6 (mg/100g)	Folate (μ g/100g)	Vit C (mg/100g)	Calcium (mg/100g)	Magnesium (mg/100g)	Iron (mg/100g)	Zinc (mg/100g)
Rice												
Rice - (white Kekulu - normal)	361	9.88	1.52	-	0.03	0.09	10.67	-	6.94	26.29	1.22	1.5
Rice - (white Kekulu Samba)	355	8.81	1.53	-	0.03	0.09	8.11	-	9.82	30.48	0.92	1.7
Rice - (Red Kekulu - normal)	366	8.64	2.12	-	0.05	0.1	8.39	-	4.73	31.7	0.88	1.84
Rice -Samba	369	6.86	2.45	-	0.05	0.13	12.79	-	8.71	37.26	1.18	1.49
Rice - Nadu White	366	7.76	1.48	-	0.03	0.12	9.35	-	4.57	20.1	0.64	1.61
Dried chilies	233	12.68	6.41	437	0.84	0.42	46.83	NA	107	231	5.39	1.65
Onion												
Big onions	48	1.67	0.24	0.16	0.01	0.1	32.99	7.58	14.82	16.94	0.45	0.25
Red onions	55	2.13	0.15	0.18	0.02	0.13	30.15	14.26	20.37	19.32	0.31	0.28
Potatoes	71	1.67	0.25		0.01	0.09	14.31	20.5	9.83	23.84	0.46	0.29
Pulses												
Green gram	290	21.97	0.93	19.5	0.28	0.33	135	NA	98.96	146	4.15	2.86
White cowpea	320	21.25	1.14	1.36	0.09	0.26	249	NA	84.1	213	5.04	3.57
Red cowpea	320	20.24	1.08	0.96	0.11	0.27	273	NA	81.83	194	4.95	3.4
Red Dhal	319	23.09	0.77	1.06	1.6	0.22	55	NA	41.27	66.63	7.45	3.34
Vegetables												
Beans	46	3.95	0.15	6.64	0.1	0.3	45.2	7.02	35.68	45.56	0.7	0.59
Carrot	30	0.85	0.45	1240	0.03	0.1	24.71	5.93	27.65	11.7	0.59	0.25
Leeks	30	1.74	0.49	18.56	0.02	0.19	42.63	4.65	29.28	11.77	1.49	0.43
Beetroot	31	2.12	0.15	1.52	0.01	0.09	108	4.51	20.29	34.88	0.77	0.29
Knolkhol	16	1.69	0.34		0.05	0.19	12.7	77.64	40.09	19.35	0.23	0.18
Radish	29	0.75	0.11		0.02	0.09	18.09	12.13	35.64	13.56	0.38	0.16
Cabbage	21	1.35	0.14	3.35	0.05	0.14	52.66	29.62	56.85	18.47	0.33	0.16

Tomatoes	20	0.88	0.56	165	0.03	0.09	20.16	25.58	9.69	14.93	0.31	0.12
Ladies fingers	26	2.06	0.19	12.41	0.08	0.28	70.62	24.48	92.26	55.23	0.96	0.44
Brinjal (Pandora Striped)	29	1.49	0.31	23	0.12	0.09	30.99	1.49	18.95	18	0.32	0.19
Brinjal (Chinese eggplant)	24	1.28	0.33	16.83	0.12	0.11	32.94	3.37	14.4	21.18	0.28	0.16
Capsicum	23	1.22	0.34	38.96	0.03	0.29	28.65	49.63	12.65	11.21	0.21	0.31
Pumpkin (Common)	31	0.86	0.3	30.41	0.02	0.09	17.72	8.73	18.75	9.93	0.49	0.25
Cucumber	19	0.98	0.24	0.58	0.01	0.08	19.66	4.08	22.1	18.22	0.67	0.21
Bitter gourd	19	1.47	0.23	55.08	0.05	0.06	53.1	46.89	25.19	35.81	1.75	0.26
Snake gourd (Dark green)	11	0.82	0.25	10.41	0.03	0.12	18.09	3.54	26.83	25.84	0.41	0.11
Snake gourd (Pale green)	11	0.89	0.25	5.14	0.03	0.07	16.52	2.85	27.11	21.77	0.47	0.2
Drumstick	30	2.48	0.12	3.13	0.06	0.12	60.48	92.33	22.27	28.51	0.5	0.26
Watakolu	12	0.86	0.15	59.33	0.01	0.07	25.48	6.41	14.67	14.01	4.42	0.45
Long beans	24	3.36	0.3	-	0.06	0.11	99.98	8.93	44.22	33.17	1.01	0.08
Ash Plantain	76	2.84	0.56	0.06	0.02	0.07	6.82	4.49	5.19	22.55	0.39	0.21
Green chillies	39	2.28	0.76	38.16	0.08	0.25	21.29	98.61	20.25	36.91	1.25	0.29
Limes	26	0.66	0.26	0.36	0.01	0.05	12.1	38.05	26	15.25	0.12	0.05
Kekiri	17	1.01	0.25	0.76	0.01	0.07	17.34	8.07	25.72	26.2	0.63	0.22
Ash pumpkin (Ash guord)	18	0.8	0.15		0.01	0.15	14.17	9.14	19.27	23.62	0.48	0.13
Cho-Cho	19	0.58	0.12	0.3	0.04	0.07	63.81	23.76	20.55	13.02	0.49	0.12
Thalana batu (Little prince)	21	1.28	0.39	24.33	0.12	0.09	38.63	2.4	12.38	19.62	0.31	0.22
Thalana batu (Thai eggplant)	21	1.45	0.26	18.33	0.11	0.09	31.18	2.71	17.24	37.22	0.37	0.24
Thibbatu	61	1.66	1.96	15.89	0.03	1.02	72.39	10.8	105	57.46	1.06	0.59
Kohila yams	27	0.64	0.16	1.72	0.01	0.14	4.64	1.67	52.33	33.95	0.61	1.62
Kehel muwa	19	1.36	0.63	4.27	0.02	0.12	40.51	8.16	35.09	31.43	0.38	0.39
Ambaralla	37	0.73	0.44	3.36	0.01	0.1	44.49	35.51	20.7	9.28	0.7	0.12
Mango	50	0.75	0.09	14.5	0.02	0.14	34.89	91.63	28.56	17.74	0.5	0.09
Mushroom	27	2.54	0.42	-	0.15	0.13	7.81	11.56	0.9	14.42	1.32	0.79
Dambala	21	1.84	0.2	38.74	0.08	0.4	33.69	19.82	68.24	31.38	1.2	0.44
Coconuts nuts	390	3.67	39.92	-	0.05	0.11	14.86	-				

Root Crop												
Sweet potato	108	1.27	0.33	NA	0.04	0.09	14.44	22.2	28.93	21.05	0.51	0.14
Manioc	78	0.92	0.19	NA	0.07	0.2	0.1	1.95	25.31	19.08	19.78	23.73
Nelum ala/Lotus root	79	1.94	0.93	NA	0.05	0.19	26.49	26.63	37.71	26.58	3.34	0.35
Kiriala	87	3.96	0.15	1.19	0.03	0.16	20.17	2.71	30.79	41.52	0.6	0.42
Iniala	103	3.2	0.3	33.14	0.01	0.22	22.19	13.03	40.99	28.98	1.31	0.29
Leafy Vegetables												
Mukunuwanna	28	3.15	0.55	92.25	0.09	0.27	96.14	3.24	135	45.38	1.7	1.03
Gotukola	15	0.64	0.47	226	0.07	0.23	70.11	6.74	96.31	41.42	1.25	0.66
Kankun	15	0.47	0.37	1614	0.08	0.4	33.69	19.82	49.21	18.35	1.32	0.44
Kathurumurunga	70	8.01	1.35	2097	0.33	0.22	120	121	901	96.64	4.36	0.53
Nivithi	22	2.2	0.47	959	0.06	0.11	74.05	10.26	163	61.37	1.49	0.67
Thampala	32	3.55	0.72	1474	0.21	0.22	74.27	82	258	209	3.5	1.4
Sarana	20	2.42	0.21	1149	0.03	0.13	58.54	9.89	59.57	42.93	0.13	0.75
Kohila leaves	33	4.1	0.83	300	0.02	0.17	56.76	5.56	19.5	20.32	0.25	0.3
Onion leaves	27	2.01	0.26	NA	0.04	0.18	56.8	23.38	35.21	74.95	3.15	0.77
Cabbage leaves	30	3.63	0.27	8.66	0.05	0.24	63.46	40.76	170	18.47	2.67	0.35
Salad leaves	19	1.05	0.24	NA	0.1	0.06	37.48	11.64	58.23	36.89	2.07	0.27
Cauliflower	23	2.09	0.48	0.14	0.06	0.11	46.67	50.17	22.44	18.52	0.76	0.27
Jackfruit pods	25	2.14	0.34	NA	0.03	0.04	30.7	24.77	37.32	26.08	0.3	0.17
Jackfruit seeds	77	5.66	0.44	NA	0.02	0.08	58.91	15.24	40.87	50.14	0.52	0.42
Meat												
Chicken	176	23.14	9.24	6.88	0.07	0.49	10.09	-	15.06	20.18	0.75	0.64
Beef	160	23.3	7.45	2.15	0.08	0.32	1.93	-	4.8	28.54	2.41	3.31
Mutton	138	20.37	6.23	2.7	0.13	0.28	1.73	-	7.58	19.5	1.62	5.05
Pork	161	18.83	9.5	1.9	0.09	0.28	8.15	-	6.58	8.9	0.79	0.8
Fish												
Balaya	96	21.28	1.12	21.01	0.15	0.12	7.89		6.45	26.02	0.68	0.46
Seer	136	22.28	5.18	81.9	0.07	0.16	15.45		9.85	36.73	0.41	0.74

Shark	95	21.6	0.83	1.11	0.04	0.11	8.57	8.44	32.58	0.41	0.74
Paraw	87	20.02	0.7	1.49	0.02	0.16	6.77	8.17	31.68	0.67	0.41
Thalapath	91	16.04	2.88	12.03	0.1	0.13	78.22	7.64	24.89	0.71	0.67
Kelawalla	109	21.47	2.55	15.95	0.17	0.73	77.39	13.35	33.82	0.68	0.64
Haedaella	87	19.88	0.78	12.18	0.04	0.06	11.7	36.6	53	0.54	0.65
Hurulla	88	17.08	2.18	10.02	0.14	1.66	61.66	103	35.45	1.24	1.05
Karalla / Katuwalla	97	21.8	1.06	1.25	0.02	0.1	14.38	37.06	39.05	0.24	0.42
Kumbala / Angila	101	21.51	1.53	16.34	0.1	0.1	7.13	31.27	37.46	1.46	0.67
Salaya / Sudaya	100	19.5	2.39	15.41	0.18	1.39	60.87	435	42.83	1.4	2.3
Theppli / Telapiya /Korali	83	18.48	1.08	17.14	0.18	0.18	8.29	99.39	24.96	2.84	0.88
Prawns	65	14.85	0.56	1.24	0.03	0.1	15.37	37.81	30.5	0.73	1.1
Crabs	45	10	0.55	8.33	0.14	0.18	13.83	37.81	45.93	0.73	1.1
Cuttle fish	76	16.82	0.93	1.93	0.02	0.04	6.22	8.73	35.46	0.62	1.3
Linna	112	20.3	3.37	15.78	0.23	0.68	59.78				
Coppara	97	22.89	0.56	21.51	0.04	0.12	8.08	7.2	30.08	1.2	0.58
Ray (Maduwa)	97	23.98	0.68	7.55	0.02	0.21	25.59	9.16	24.61	0.74	0.44

Dried Fish

Dried sprats	259	51.16	5.92	12.83	0.25	0.62	438	1178	162	3.06	4.2
Dried keeramin	311	49.6	12.42	12.92	0.13	2.41	144	555	166	2.58	3.19
Dried thalapath	289	54.68	8.04	9.38	0.04	0.43	97.8	62.75	110	1.96	1.45
Dried katta	275	50.04	8.31	2.48	0.03	0.35	80.4	86.55	92.17	1.47	1.16
Dried balaya	282	63.79	3.37	14.32	0.12	1.98	213	83.48	83.45	3.6	1.44
Dried shark / keelan	267	55.03	5.25	10.31	0.04	0.32	187	42.24	92.94	1.48	0.66

Eggs

Hen eggs (Country)	170	13.14	13	208	0.08	0.18	54.6	50.14	11.04	1.64	1.12
Hen eggs (Table)	135	13.55	9.03	200	0.19	0.19	49.46	63.3	12	2.39	1.73
Quail eggs	153	12.39	11.46	153	0.11	0.17	54.86	60.67	11.21	2.55	1.51

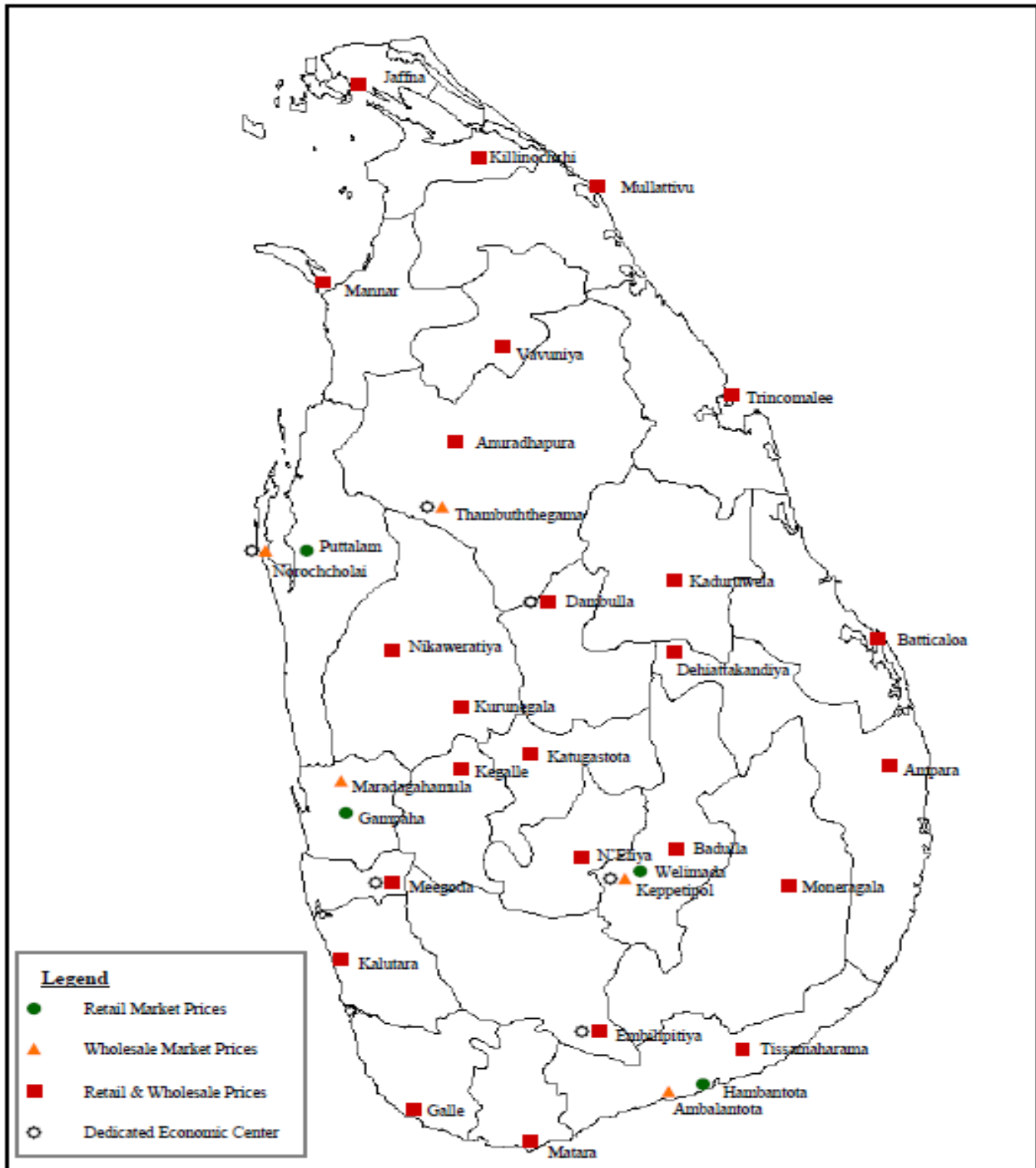
Fruits

Banana Embul	109	1.11	1.09	9.68	0.05	0.64	32.98	13.61	9.39	25.67	0.51	0.23
Anamaalu	102	1.04	0.72	16.4	0.04	0.65	21.07	3.66	8.06	27.02	0.51	0.23

Koli kuttu	107	1.38	0.34	8.8	0.03	0.47	18.12	7.71	8.56	38	0.32	0.14
Pineapple	37	0.41	0.17	5.76	0.04	0.12	17.86	39.36	10.37	10.71	0.3	0.09
Papaya	26	0.42	0.16	171	0.11	0.04	54.85	48.62	16.77	8.9	0.23	0.08
Mangoes (Karthakolomban)	79	0.8	0.92	259	0.01	0.1	35.52	17.74	3.12	6.72	0.1	0.08
Mangoes (Vilad)	44	0.76	0.58	146	0.05	0.26	67.6	29.97	16.93	14.79	0.65	0.19
Apple	62	0.29	0.64	0.36	0.02	0.08	3.43	2.9	3.12	6.72	0.1	0.08
Avacado	144	2.95	13.86	2	0.08	0.18	67.17	9.36	28.48	48.14	0.81	0.75
Wood apple	78	3.09	3.62	0.46	0.01	0.14	6.07	13.58	59.15	25.16	0.45	0.32
Orange	46	1.07	0.37	23.44	0.01	0.28	14.46	20.19	31.18	20.36	0.81	0.35
Guava	39	1.53	0.38	19.67	0.01	0.11	25.24	30.88	6.59	12.02	0.53	0.33
Grapes	49	0.95	10.69	3.22	0.04	0.1	7.07	20.51	7.27	6.86	0.28	0.07
Melon	19	0.65	0.16	130	0.02	0.11	6	8.24	4.05	9.76	0.15	0.1

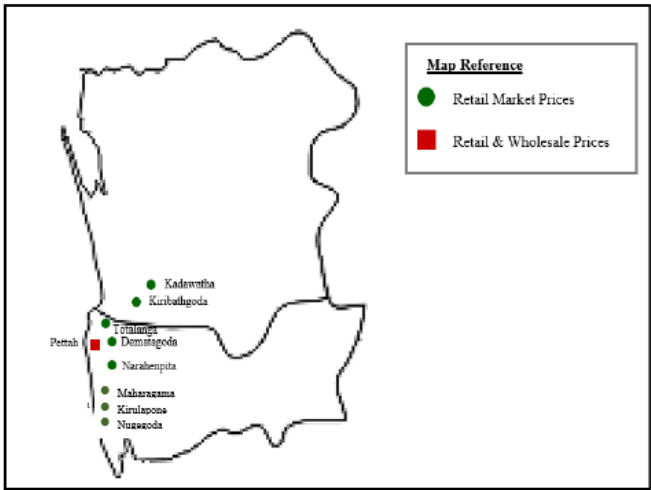
Source: Sri Lanka Food Composition Tables, Ministry of Health - 2021.

Price Collecting Areas



Legend

- Retail Market Prices
- ▲ Wholesale Market Prices
- Retail & Wholesale Prices
- Dedicated Economic Center





HARTI



Ministry of Agriculture

**Food Systems and Market Research Division & Data Management Division
Hector Kobbekaduwa Agrarian Research and Training Institute**

No. 114, Wijerama Mawatha, Colombo 07.

Phone: 011-2696981 Fax: 011-2682283

E-mail: mfpaharti@yahoo.com

Web: www.harti.gov.lk

www.mobilink.lk

**දෛනික චිළචිචි තොග මිල,
ජංගම දුරකථනයෙන්**

හෙක්ටර් කොච්චිකඩුව ගොවි කරියතු පර්යේෂණ
හා පුහුණුධර්මේ ආයතනය අනුමුතයෙන්

මොබිටෙල්
ජංගම
මිල දර්ශනය

ජාතික ජංගම දුරකථන ජාලයෙන්

6666
අමතන්න.

මොබිටෙල් අද මිල - අත දෙපස
මොබිටෙල් ජංගම දුරකථන ජාලයෙන්
චිළචිචි තොග මිල දැරෙන්න.

විකාශිතයාට රු.2/-
විකාශිතයාට රු.2/-