

## RETAIL MARKET AT A GLANCE

### Summary

#### Rice



Prices of most of the local rice varieties have decreased.

(Page No.1)

#### Other Field Crops



Prices of onion, potato and pulses (except red dhal) have decreased.

(Page No.2-4)

#### Vegetables



Prices of most of vegetable varieties have decreased due to high supply.

(Page No.5-6)

#### Fruits



Prices of most of the fruit varieties have decreased.

(Page No.6-7)

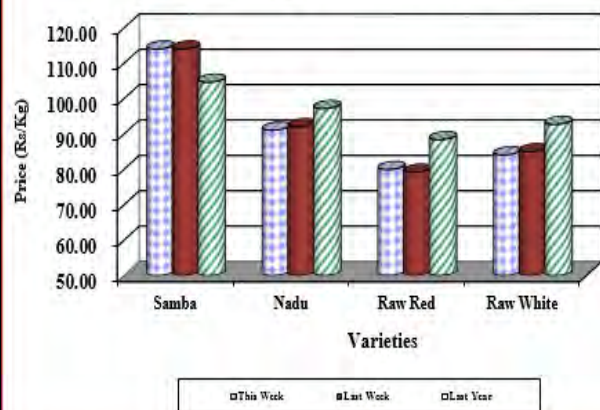
#### Fish, Dried Fish and Meat



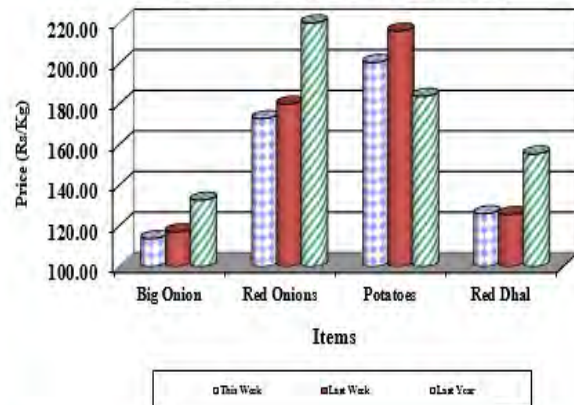
Prices of fresh fish and dried fish have decreased.

(Page No.7-10)

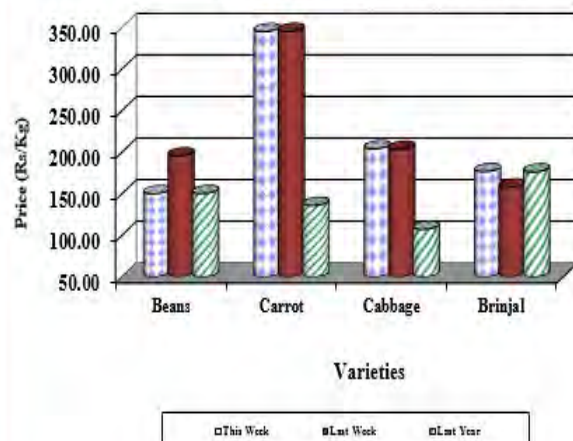
Average Retail Prices of Rice



Average Retail Prices of Other Field Crops



Average Retail Prices of Vegetables



## Rice

### Wholesale

Wholesale price of raw red has increased by 1% due to decreased supply of stocks to the market and the price ranged between Rs.65.00-68.00/kg. Price of raw white has decreased by 1% due to increased supply of stocks to the market and the price ranged between Rs.72.00-75.00/kg. Wholesale prices of all other local rice varieties have not changed significantly during the week. Price ranges of samba grade I and grade II were Rs.106.00-110.00/kg and Rs.100.00-104.00/kg respectively. Average prices of nadu grade I and II were Rs.90.00/kg and Rs.78.00/kg.

Wholesale price of imported *ponni* samba has increased by 1% due to decreased supply of stocks to the market and the price ranged between Rs.108.00-112.00/kg.

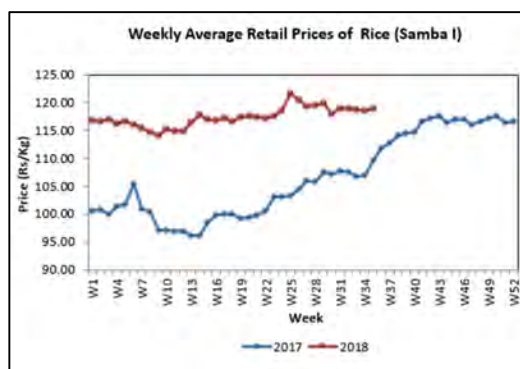
Compared to the same period of last year, current wholesale prices of local samba grade I (11%) and local samba grade II (10%) have increased, while prices of all other local rice varieties have decreased in the range of 9%-10%. Price of imported *ponni* samba has increased by 40%.

### Retail

Prices of most of the local rice varieties except samba grade I and raw red have decreased during the week. Retail prices of both local nadu grade I and grade II have decreased by 1% and their average prices were Rs.95.00/kg and Rs.87.00/kg respectively. Price of raw white has decreased by 1% and the price ranged

between Rs.80.00-90.00/kg. However, price of raw red has increased by 1% and the price ranged between Rs.75.00-90.00/kg. Meanwhile, prices of local samba grade I and grade II have not changed significantly and their prices ranged between Rs.115.00-125.00/kg and Rs.100.00-110.00/kg respectively.

In addition, price of imported *ponni* samba has increased by 2% and the price ranged between Rs.115.00-120.00/kg.



Compared to the same period of last year, the current retail prices of local samba grade I and grade II have increased by 8% and 10% respectively. However, prices of all other local rice varieties have decreased in the range of 9%-10%. Price of imported *ponni* samba has increased by 34%.

## Paddy

### Producer Price

Price of short grain paddy has further decreased considerably during the week. The average price of short grain paddy ranged between Rs.38.00-49.00/kg. As a result of heavy pest attack, premature newly harvested paddy stocks have been received to the market from major paddy producing areas. This has been noticed in

Ampara, Anuradhapura and Kurunegala areas. Price of long grain white paddy has also decreased in all major paddy producing areas during the week. The average price of long grain white paddy ranged between Rs.34.00-39.00/kg. In addition, price of long grain red paddy has also decreased during the week and the average price ranged between Rs.32.00-36.00/kg.

Compared to the same period of last year, prices of both short grain and long grain (red and white) paddy in most of the major paddy producing areas have decreased. The highest price decrease was noted for long grain white paddy as 30%.

### **Dried Chilli**

#### **Wholesale**

Wholesale price of imported dried chilli has not changed significantly during this week and the price ranged between Rs.235.00-245.00/kg.

Compared to the same period of last year, current wholesale price of imported dried chilli has increased by 35%.

#### **Retail**

Price of imported dried chilli has decreased by Rs.5.00/kg. The price ranged between Rs.280.00-350.00/kg. The highest price was reported from Pettah market, while the lowest price was reported from Dematagoda and Thotalanga markets.

Compared to the same period of last year, the current retail price of imported dried chilli has increased by 34%.

### **Onion**

#### **Wholesale**

Wholesale prices of both red onion and imported big onion have decreased in the range of 7%-13% due to large amount of stocks received the market. Price of Jaffna red onion (sinnan) has decreased by 13% and the price ranged between Rs.70.00-80.00/kg. Price of Puttalam red onion (vedalan) has decreased by 7% and the price ranged between Rs.95.00-110.00/kg.

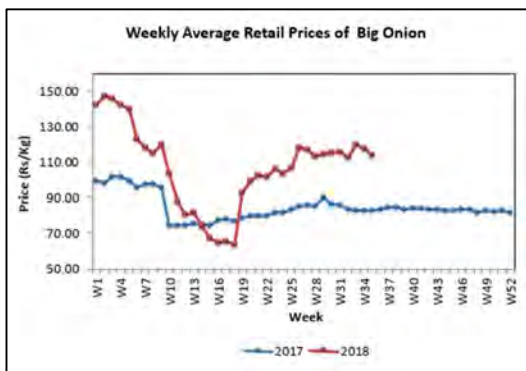
Wholesale price of imported big onion has decreased by 9% and the price ranged between Rs.77.00-80.00/kg.

Compared to the same period of last year, current wholesale price of vedalan has decreased by 47% while the price of big onion has decreased by 17%.

#### **Retail**

Price of local red onions (vedalan) has decreased by Rs.7.00/kg due to high supplies received from Puttalam and the price ranged between Rs.160.00-200.00/kg. The highest price was reported from Kirulapone, Dematagoda and Kiribathgoda markets, while the lowest price was reported from Nugegoda, Narahenpita and Kadawatha markets.

Meanwhile, the price of imported big onion has decreased by Rs.3.00/kg and the price ranged between Rs.100.00-130.00/kg. The highest price was reported from Nugegoda market, while the lowest price was reported from Thotalanga market.



Compared to the same period of last year, the current retail price of local red onion (vedalan) has decreased by 35% and the price of imported big onion has decreased by 14%.

### Potato

#### Wholesale

Wholesale prices of all types of local and imported potatoes have decreased due to increase the supplies of local stocks. Price of Welimada potato has decreased by 27% and the price ranged between Rs.100.00-110.00/kg. Price of Nuwara Eliya potato has decreased by 24% and the price ranged between Rs.120.00-130.00/kg.

Wholesale price of imported potato has decreased by 3% and the price ranged between Rs.78.00-85.00/kg. (Price ranges were Rs.78.00-82.00/kg for “Chinese” potato and Rs.80.00-85.00/kg for “Pakistan” potato.)

Compared to the same period of last year, the current wholesale prices of all types of potatoes have decreased in the range of 7%-10%.

### Retail

Price of imported potato has decreased by Rs.4.00/kg and the price ranged between Rs.100.00-120.00/kg. The highest price was reported from Wellawatta, Kirulapone, Nugegoda, Dematagoda and Thotalanga markets and the lowest price was reported from Kadawatha market.

Meanwhile, price of Nuwara Eliya potato has decreased by Rs.16.00/kg and the price ranged between Rs.180.00-220.00/kg.



Compared to the same period of last year, price of Nuwara Eliya potato has increased by 9% and the price of imported potato has decreased by 1%.

According to last week retail prices received from outstation markets, the price of imported potato ranged between Rs.100.00-130.00/kg and the highest price was reported from Ampara and the lowest price was reported from Nuwara Eliya. Price of Nuwara Eliya potato ranged between Rs.140.00-180.00/kg and the highest price was reported from Vavuniya market, while the lowest price was reported from both Nuwara Eliya and Hanguranketha markets. Further, price of Welimada potato ranged between Rs.130.00-180.00 and the highest price was

reported from Badulla market, while the lowest price was reported from Dambulla, Thambuttegama and Hambantota markets.

### **Pulses**

#### **Wholesale**

Wholesale prices of all types of pulses except red dhal have decreased due to high supplies received the market. Prices of both red cowpea and white have decreased by 1% and their prices ranged between Rs.195.00-200.00/kg and Rs.145.00-260.00/kg respectively. Price of green gram has decreased by 1% and the average price was Rs.202.00/kg. Price of red dhal has not changed significantly and the average price was Rs.97.00/kg.

Compared to the same period of last year, the current wholesale prices of all types of pulses have decreased in the range of 4%-36%.

#### **Retail**

Prices of all types of pulses except red dhal have decreased. Prices of green gram, white cowpea and red cowpea have decreased in the range of Rs.1.00-3.00/kg and their prices ranged between Rs.220.00-280.00/kg, Rs.240.00-320.00/kg and Rs.230.00-320.00/kg respectively. However, price of red dhal has not changed significantly.

Compared to the same period of last year, the current retail prices of all types of pulses have decreased in the of 1%-19% and the

highest price decrease was reported for red dhal.

### **Vegetable**

#### **Wholesale**

Prices of most of the vegetable varieties have decreased due to high supply in the *yala* harvesting season.

Prices of most of the upcountry vegetables, except cabbage, have decreased. The highest price decrease was reported for beans as 23% due to high supply from Balangoda, Welimada and Bandarawela areas. The second highest price decrease was reported for knolkhol as 21% due to high supply received from Kandy. Price of raddish has also decreased by 11% due to high supply from most of the upcountry producing areas. Further, prices of leeks and beetroot have decreased by 9% and 8% respectively. Price of leeks has decreased due to high supply from all the upcountry producing areas and price of beetroot has decreased due to low quality stocks excessive supplied from Puttalam. Price of carrot has decreased by 4% due to low demand. However, price of cabbage has increased by 3% due to high quality stocks from Nuwara Eliya.

Meanwhile, price of tomato has decreased by 17% due to high supplies from Sooriyawewa. Further, price of capsicum has decreased by 5% due to low quality stocks excessively supplied from Wellawaya.

Prices of most of the vegetables except brinjal cucumber, snakegourd and



drumsticks have decreased. The highest price decrease was reported for pumpkin as 17% due to high supply from Dambulla and Jaffna areas. The second highest price decrease was reported for ladies fingers as 11% due to high supply from Embilipitiya and Puttalam. Thus, price of ash plantain has decreased by 7% due to high supply from Embilipitiya. Further, price of long beans has decreased by 6%. Prices of luffa and bittergourd have decreased by 2% and 1% respectively due to high supply. However, prices of brinjal and drumsticks have increased by 26% and 22% respectively due to low supply. Brinjal is supplied only from Embilipitiya and Jaffna. High quality stocks of drumsticks is supplied from Mannar and Jaffna. Further, prices of both cucumber and snakegourd have increased by 6% and high quality stocks are available in the market.

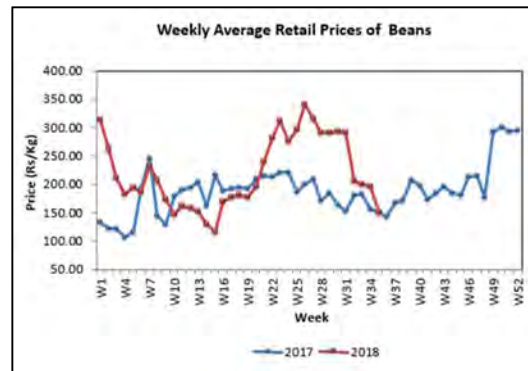
Meanwhile, price of green chilli has decreased by 33% due to excessive supply from Puttalam and Nochchiyagama. However, price of lime has increased by 51% due to low supply from Moneragala.

Compared to the same period of last year, current wholesale prices of most of the vegetables have decreased. The highest price decrease of 57% was reported for cucumber.

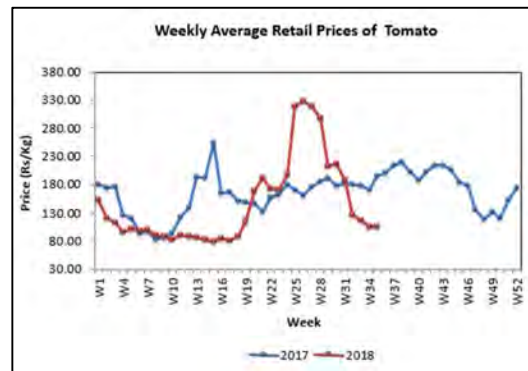
### Retail

In line with the decreased wholesale prices, retail prices of most of the vegetable varieties have also decreased.

Prices of all the upcountry vegetables, except cabbage, have decreased. The highest price decrease was reported for beans as Rs.46.00/kg. The second highest price decrease was reported for raddish as Rs.11.00/kg. Prices of all the other upcountry vegetables have decreased in the range of Rs.1.00-10.00/kg while price of cabbage has increased by Rs.1.00/kg.



Meanwhile, the prices of tomato and capsicum have decreased by Rs.1.00/kg and Rs.20.00/kg, respectively.



Prices of all the lowcountry vegetables except brinjal, cucumber, snake gourd and drumsticks have decreased. The highest price decrease was reported for both pumpkin and luffa as Rs.17.00/kg. The second highest price decrease was reported for ladies fingers as Rs.14.00/kg. Further, price of bittergourd has decreased by

Rs.4.00/kg. However, prices of brinjal and drumsticks have increased by Rs.19.00/kg.

Price of green chilli has decreased by Rs.1.00/kg while price of lime has decreased by Rs.16.00/kg.

Compared to the same period of last year, the current retail prices of most of the vegetables have increased. The highest price increase was reported for carrot as 154%.

### **Coconut**

#### **Wholesale**

Prices of large and small coconuts have increased by 2% and 10% respectively. Their prices ranged between Rs.55.00-60.00/nut for large nuts and Rs.35.00-50.00/nut for small nuts.

Compared to the same period of last year, the current wholesale price of a large nut has decreased by 10% and price of a small nut has decreased by 24%.

#### **Retail**

Prices of both large and small coconuts have decreased by Rs.5.00/nut. Their prices ranged between Rs.65.00-85.00/nut for large nuts and Rs.40.00-60.00/nut for small nuts.

Compared to the same period of last year, the current retail price of a large nut has decreased by 7% and price of a small nut has decreased by 17%.

### **Fruits**

#### **Wholesale**

Prices of most of the fruit varieties have decreased due to high supply and low quality stocks available at the wholesale market. The highest price decrease of 22% was noted for woodapple due to high supply from Ranna, Beliatta and other producing areas. Price of grapes (imported) has decreased by 10% due to low quality stocks received from India. Prices of banana varieties have decreased in the range of 2%-10% due to high supply from Ratnapura, Godakawela, Deniyaya and other producing areas. Price of papaw has decreased by 2% due to low quality stocks available in the wholesale market. Further, price of passionfruit has also decreased by 2% due to high supply from Kandy and Gampola producing areas. Price of avocado has decreased by 1% due to high supply from Kandy, Katukithula and other producing areas.

However, prices of mango varieties have increased in the range of 1%-20% due to low supply. Price of slimeapple has increased by 12% due to high quality stocks received from Anuradhapura, Ampara and other producing areas. Prices of all the sizes of pineapple have increased in the range of 5%-9% due to low supply from Gampaha, Kirindiwela, Kuliyaipitiya and other producing areas.

Compared to the same period of last year, current wholesale prices of most of the fruit varieties have decreased and the highest

price decrease of 55% was noted for banana (ambul).

### **Retail**

In line with the decreased wholesale prices, retail prices of most of the fruit varieties have also decreased. The highest price decrease of Rs.8.00/fruit was reported for woodapple due to high supply. The price of orange has decreased by Rs.7.00/fruit. Prices of banana varieties, ambul, seeni and kolikuttu have decreased in the range of Rs.1.00-3.00/kg due to low demand. A price decrease of Rs.2.00/kg was reported for papaw due to low quality stocks available in the retail market. Further, prices of passionfruit and avocado have decreased by Rs.1.00/fruit.

However, prices of mango varieties, karthakolomban and vilad have increased in the range of Rs.1.00-40.00/fruit due to low supply. Prices of all the sizes of pineapple have increased in the range of Rs.13.00-30.00/fruit due to low supply. A price increase of Rs.29.00/kg was reported for grapes (imported) due to high quality stocks available in the retail market. Further price of slimeapple has increased by Rs.5.00/fruit. Prices of banana varieties, anamalu and ambun and king coconut have not changed significantly.

Compared to the same period of last year, current retail prices of most of the fruit varieties have decreased and the highest price decrease of 35% was reported for banana (ambul).

### **Fresh Fish**

#### **Wholesale**

Prices of most fresh fish types have decreased in the range of 5%-39% due to increased supply. Further, reduction of stormy conditions has boosted the supply. The highest price decrease of 39% was noted for hurulla, and the price ranged between Rs.200.00/kg and Rs.250.00/kg. The second highest price decrease of 35% was noted for salaya, and the price ranged between Rs.150.00/kg and Rs.200.00/kg. In addition, prices of balaya and shrimp have decreased by 23% and 20%, respectively, and their price ranges were Rs.250.00-350.00/kg in balaya and Rs.800.00-900.00/kg in shrimp. Further, prices of paraw and thalapath have decreased by 12% and 5%, respectively, and their price ranges were Rs.500.00-600.00/kg in paraw and Rs.700.00-900.00/kg in thalapath.

Meanwhile, price of thora has increased by 5%, and the price ranged between Rs.1,300.00/kg and 1,600.00/kg. Further, price of kelawalla has increased by 3%, and the price ranged between Rs.700.00/kg and Rs.750.00/kg. However, price of mora has not changed significantly during this week.

Compared to the same period of last year, current wholesale prices of most fresh fish types have increased in the range of 3%-41%, and the highest price increase was noted for salaya.



### Retail

Retail prices of all fresh fish types except kelawalla and thora have decreased significantly in line with the decreased wholesale prices. The highest price decrease was reported for hurulla as Rs.97.00/kg, and the price ranged between Rs.300.00/kg and Rs.560.00/kg. The second highest price decrease was noted for mora as Rs.65.00/kg, and the price ranged between Rs.650.00/kg and Rs.1,100.00/kg. In addition, prices of salaya, balaya and shrimp have decreased by Rs.50.00/kg, Rs.49.00/kg and Rs.49.00/kg, respectively, and their price ranges were Rs.200.00-360.00/kg in salaya, Rs.350.00-920.00/kg in balaya and Rs.950.00-1,600.00/kg in shrimp. Further, prices of paraw and thalpath have decreased by Rs.38.00/kg and Rs.8.00/kg, respectively, and their price ranges were Rs.700.00-1,200.00/kg in paraw and Rs.850.00-1,400.00/kg in thalpath.



Meanwhile, price of thora has increased by Rs.9.00/kg, and the price ranged between Rs.1,600.00-2,400.00/kg. Further, price of kelawalla has increased by Rs.7.00/kg, and the price ranged between Rs.800.00/kg and Rs.1,400.00/kg.

Compared to the same period of last year, current retail prices of all fresh fish types except thalpath have increased in the range of 8%-40%, and the highest price increase was reported for balaya.

### Dried Fish

#### Wholesale

Prices of most local and imported dried fish types have decreased in the range of 1%-6% due to high supply. The highest price decrease of 6% was noted for local sprats, and the price ranged between Rs.900.00-1,000.00/kg. The second highest price decrease of 4% was noted for local salaya, and the price ranged between Rs.250.00/kg and Rs.350.00/kg. In addition, prices of local balaya, imported kattawa have decreased by 2%, and their price ranges were Rs.500.00-560.00/kg in local balaya and Rs.700.00-800.00/kg in imported kattawa. Further, prices of local kattawa, imported sprats and imported balaya have decreased by 1%. Their price ranges were Rs.800.00-900.00/kg in local kattawa, Rs.500.00-560.00/kg in imported sprats and Rs.400.00-500.00/kg in imported balaya.

Meanwhile, price of local maduwa has increased by 3%, and the price ranged between Rs.600.00/kg and Rs.700.00/kg. Further, price of imported mora has increased by 1%, and the price ranged between Rs.700.00/kg and Rs.850.00/kg. However, prices of local and imported anguluwa and local mora have not changed significantly during this week.

Compared to the same period of last year, the current wholesale prices of most dried fish types have increased in the range of 1%-39%, and the highest price increase was noted for local balaya.

#### **Retail**

Retail prices of most dried fish types have decreased. The highest price decrease was reported for local sprats as Rs.11.00/kg, and the price ranged between Rs.1,000.00/kg and Rs.1,700.00/kg. The second highest price decrease was reported for salaya as Rs.9.00/kg, and the price ranged between Rs.500.00/kg and Rs.800.00/kg. In addition, prices of kattawa, balaya and imported sprats have decreased by Rs.6.00/kg, Rs.5.00/kg and Rs.4.00/kg respectively, and their price ranges were Rs.1,000.00-1,700.00/kg in kattawa, Rs.700.00-1,100.00/kg in balaya and Rs.550.00-900.00/kg in imported sprats.

Meanwhile, price of maduwa has increased by Rs.8.00/kg, and the price ranged between Rs.700.00/kg and Rs.1,000.00/kg. Further, prices of mora and anguluwa have increased by Rs.6.00/kg and Rs.3.00/kg, respectively, and their price ranges were Rs.1,000.00-1,400.00/kg in mora and Rs.850.00-1,200.00/kg in anguluwa.

Compared to the same period of last year, the current retail prices of most dried fish types have increased in the range of 1%-14%, and the highest price increase was noted for salaya.

#### **Eggs**

##### **Wholesale**

Prices of both brown and white eggs have decreased by 5% due to high supply. Price range of a brown egg was Rs.17.20-17.50, and the price of a white egg was Rs.16.20-16.50.

Compared to the same period of last year, current wholesale price of a brown egg has increased by 36%, and that of a white egg has increased by 52%.

##### **Retail**

Retail prices of both brown and white eggs have decreased by Rs.1.00/egg during the week. Price of a brown egg ranged between Rs.18.00 and Rs.20.00, and the lowest price was reported from Pettah, Kirulapone, Thotalanga, Kadawatha and Kiribathgoda markets, while the highest price was reported from Dematagoda market. Price of a white egg ranged between Rs.17.00 and Rs.18.00, and the lowest price was noted from Pettah, Kirulapone, Narahenpita, Dematagoda, Thotalanga, Kadawatha and Kiribathgoda markets, while the highest price was reported from Wellawatta and Dematagoda markets.

Compared to the same period of last year, the current retail price of a brown egg has increased by 39%, and that of a white egg has increased by 42%.

**Meat**

**Retail**

Prices of pork and broiler chicken have increased by Rs.10.00/kg and Rs.3.00/kg, respectively, and their price ranges were Rs.620.00-700.00/kg and Rs.540.00-690.00/kg, respectively.

Meanwhile, prices of mutton and curry chicken have decreased by Rs.41.00/kg and Rs.15.00/kg, respectively, and their price ranges were Rs.1,800.00-1,900.00/kg and Rs.600.00-790.00/kg, respectively. However, price of beef has not changed during this week.

Compared to the same period of last year, current retail prices of all meat types except beef have increased, and the highest price increase was reported for curry chicken as 44%.

Tuesday and Friday) while with retail prices, it is thrice a week (i.e. Friday, Monday and Tuesday)

**EXPLANATORY NOTE**

The Food Commodities Bulletin is a weekly publication containing information relating to wholesale and retail prices of selected food commodities in nine selected markets in and around Colombo and main markets in the major producing areas.

The information is analyzed and presented as prevailing prices, price ranges, averages and comparison of weekly prices. The changes in prices reported are always in relation to price prevailed during the previous week unless otherwise stated.

The frequency of collection of wholesale price information is twice a week (i.e.

**Table 01: Selected Markets: Wholesale Price of Rice (Rs/50Kg Bag)**

Week 35 : 24 - 30 August 2018

LOCATIONS	Rice Varieties													
	Samba 1		Samba 2		Samba 3		Nadu 1		Nadu 2		Raw Red		Raw White	
Colombo	5300 –	5500	5000 –	5200	–	–	4500 –	4500	3800 –	4000	3250 –	3400	3600 –	3750
Divulapitiya	5600 –	5700	4500 –	5100	–	–	4400 –	4500	3500 –	4000	3200 –	3400	3600 –	3800
Kurunegala	–	–	–	–	–	–	–	–	–	–	–	–	–	–
Nikaweratiya	–	–	–	–	–	–	–	–	–	–	–	–	–	–
Badulla	5400 –	5550	–	–	–	–	–	–	4100 –	4250	3200 –	3400	3400 –	3650
Puttalam	–	–	5100 –	5250	–	–	–	–	3600 –	3750	3500 –	3700	3500 –	3700
Dambulla	5600 –	5700	5250 –	5400	–	–	4300 –	4350	4000 –	4200	3500 –	3750	3600 –	3750
Anuradhapura	5500 –	5550	5100 –	5200	–	–	4450 –	4500	3750 –	4000	3300 –	3900	3450 –	3650
Tambuttegama	–	–	4750 –	5400	–	–	–	–	3750 –	4100	–	–	3500 –	3800
Polonnaruwa	–	–	–	–	–	–	–	–	–	–	–	–	–	–
Kalutara	–	–	5150 –	5200	–	–	–	–	4000 –	4100	3200 –	3300	3700 –	3800
Ampara	5400 –	5800	4900 –	5000	–	–	4250 –	4500	3900 –	4000	3400 –	3400	3600 –	3600
Kandy	5400 –	5500	5250 –	5300	–	–	4250 –	4300	3950 –	4000	3200 –	3300	3450 –	3500
Moneragala	5750 –	5750	–	–	–	–	4250 –	4250	3800 –	4100	2950 –	3250	3100 –	3400
Kegalle	5650 –	5700	–	–	–	–	–	–	3750 –	4150	3850 –	3900	3750 –	3850
Dehiattakandiya	–	–	–	–	–	–	–	–	–	–	–	–	–	–
Hambantota	5500 –	5750	–	–	–	–	–	–	–	–	3000 –	3100	3500 –	3600
Matara	5500 –	5500	5250 –	5300	–	–	–	–	–	–	3000 –	3250	3100 –	3550
Galle	–	–	–	–	–	–	–	–	–	–	–	–	–	–
Meegoda	5250 –	5400	5000 –	5100	–	–	–	–	3750 –	3900	3150 –	3200	3500 –	3650
Tissamaharama	5500 –	5700	–	–	–	–	–	–	–	–	2800 –	2900	3300 –	3400
Embilipitiya	5200 –	5250	4900 –	4950	–	–	–	–	3950 –	4100	2950 –	3050	3250 –	3350
Jaffna	5600 –	5750	4750 –	5000	–	–	4250 –	4500	4000 –	4100	3750 –	3900	3600 –	3750
Vavuniya	–	–	4750 –	5250	–	–	–	–	3650 –	3750	3000 –	3400	3250 –	3600
Mannar	–	–	–	–	–	–	–	–	–	–	–	–	–	–
Killinochchi	–	–	–	–	–	–	–	–	–	–	–	–	–	–
Mullattivu	–	–	4500 –	4500	–	–	–	–	3500 –	3500	2750 –	2750	3600 –	3600
Batticaloa	–	–	–	–	–	–	–	–	–	–	–	–	–	–
Trincomalee	–	–	–	–	–	–	–	–	–	–	–	–	–	–

**Table 02: Selected Markets: Retail Price of Rice (Rs/Kg Bag)**

Week 35 : 24 - 30 August 2018

LOCATIONS	Rice Varieties													
	Samba 1		Samba 2		Samba 3		Nadu 1		Nadu 2		Raw Red		Raw White	
Colombo	115.00	125.00	100.00	110.00	-	-	95.00	95.00	80.00	90.00	75.00	90.00	80.00	90.00
Gampaha	115.00	119.00	105.00	110.00	-	-	-	-	85.00	90.00	75.00	85.00	80.00	88.00
Kurunegala	-	-	-	-	-	-	-	-	-	-	-	-	-	-
Nikaweratiya	-	-	-	-	-	-	-	-	-	-	-	-	-	-
Dambulla	114.00	115.00	110.00	112.00	-	-	88.00	89.00	80.00	85.00	78.00	80.00	75.00	84.00
Anuradhapura	114.00	115.00	110.00	110.00	-	-	90.00	90.00	80.00	85.00	85.00	95.00	72.00	80.00
Thambuththegama	-	-	105.00	115.00	-	-	-	-	78.00	80.00	-	-	73.00	78.00
Polonnaruwa	-	-	-	-	-	-	-	-	-	-	-	-	-	-
Kaluthara	-	-	105.00	106.00	-	-	-	-	85.00	87.00	74.00	76.00	77.00	80.00
Badulla	110.00	115.00	100.00	105.00	-	-	95.00	100.00	85.00	90.00	70.00	75.00	75.00	80.00
Keppetipola	-	-	-	-	-	-	-	-	-	-	-	-	-	-
Moneragala	120.00	120.00	-	-	-	-	85.00	95.00	-	-	65.00	68.00	65.00	70.00
Kegalle	120.00	120.00	-	-	112.00	115.00	85.00	85.00	77.00	82.00	80.00	82.00	83.00	85.00
Ampara	115.00	120.00	100.00	106.00	-	-	92.00	95.00	83.00	86.00	72.00	72.00	73.00	75.00
Dehiattakandiya	-	-	-	-	-	-	-	-	-	-	-	-	-	-
Nuwaraeliya	114.00	116.00	110.00	112.00	-	-	92.00	94.00	82.00	85.00	66.00	70.00	72.00	73.00
Kandy	120.00	125.00	113.00	115.00	-	-	88.00	90.00	84.00	85.00	72.00	75.00	78.00	82.00
Puttalam	-	-	106.00	110.00	-	-	-	-	75.00	80.00	75.00	78.00	76.00	80.00
Hambantota	120.00	125.00	-	-	-	-	-	-	-	-	63.00	65.00	75.00	76.00
Rathnapura	-	-	-	-	-	-	-	-	-	-	-	-	-	-
Matara	-	-	112.00	116.00	-	-	-	-	-	-	61.00	68.00	70.00	77.00
Galle	-	-	-	-	-	-	-	-	-	-	-	-	-	-
Tissamaharama	-	-	116.00	120.00	-	-	-	-	-	-	60.00	62.00	70.00	73.00
Meegoda (DEC)	115.00	115.00	110.00	110.00	-	-	85.00	86.00	-	-	70.00	70.00	80.00	85.00
Embilipitiya	108.00	115.00	100.00	105.00	-	-	84.00	90.00	-	-	63.00	66.00	69.00	75.00
Jaffna	120.00	125.00	105.00	110.00	-	-	95.00	100.00	85.00	88.00	80.00	82.00	78.00	80.00
Vavuniya	110.00	115.00	-	-	-	-	75.00	85.00	-	-	70.00	80.00	75.00	80.00
Mannar	-	-	-	-	-	-	-	-	-	-	-	-	-	-
Killinochchi	-	-	-	-	-	-	-	-	-	-	-	-	-	-
Mullaattivu	-	-	104.00	106.00	-	-	-	-	75.00	76.00	72.00	76.00	75.00	76.00
Batticaloa	-	-	-	-	-	-	-	-	-	-	-	-	-	-
Trincomalee	-	-	-	-	-	-	-	-	-	-	-	-	-	-
Hanguranketha	112.00	116.00	100.00	110.00	90.00	92.00	80.00	95.00	74.00	79.00	65.00	70.00	70.00	80.00

**Table 03: Selected Markets: Wholesale and Retail Price of Imported Rice**

Week 35 : 24 - 30 August 2018

LOCATION	Wholesale Rice (Rs/50Kg)				Retail Rice (Rs/Kg)			
	Samba	Nadu	Raw (Red)	Raw (White)	Samba	Nadu	Raw (Red)	Raw (White)
Colombo	5400 - 5600	-	-	-	115.00 - 120.00	-	-	-
Gampaha	-	-	-	-	115.00 - 116.00	82.00 - 85.00	-	80.00 - 82.00
Kurunegala	-	-	-	-	-	-	-	-
Nikaweratiya	-	-	-	-	-	-	-	-
Dambulla	-	-	-	-	-	-	-	-
Anuradhapura	-	-	-	-	-	-	-	-
Thambuththegama	5500 - 5750	-	-	-	120.00 - 125.00	-	-	-
Polonnaruwa	-	-	-	-	-	-	-	-
Kaluthara	-	-	-	-	100.00 - 105.00	82.00 - 85.00	-	80.00 - 85.00
Badulla	-	4000 - 4250	-	-	100.00 - 105.00	-	-	-
Keppetipola	-	-	-	-	-	-	-	-
Moneragala	5500 - 5750	4000 - 4100	-	-	115.00 - 120.00	85.00 - 85.00	-	-
Kegalle	-	-	-	-	-	-	-	-
Ampara	-	-	-	-	140.00 - 160.00	-	-	-
Dehiattakandiya	-	-	-	-	-	-	-	-
Nuwaraeliya	-	-	-	-	-	-	-	-
Kandy	-	-	-	-	-	-	-	-
Puttalam	-	-	-	3600 - 3700	-	-	-	76.00 - 80.00
Hambantota	5000 - 6000	-	-	3500 - 3500	120.00 - 130.00	-	-	65.00 - 75.00
Rathnapura	-	-	-	-	-	-	-	-
Matara	-	-	-	-	115.00 - 116.00	-	-	-
Galle	-	-	-	-	-	-	-	-
Tissamaharama	5250 - 5350	-	-	-	110.00 - 115.00	-	-	78.00 - 78.00
Meegoda (DEC)	5500 - 5650	-	-	3600 - 3600	-	85.00 - 85.00	-	85.00 - 85.00
Embilipitiya	5200 - 5250	-	-	-	108.00 - 110.00	80.00 - 86.00	-	59.00 - 62.00
Jaffna	-	-	-	-	-	-	-	-
Vavuniya	5500 - 5750	-	-	-	110.00 - 120.00	-	-	-
Mannar	-	-	-	-	-	-	-	-
Killinochchi	-	-	-	-	-	-	-	-
Mullaittivu	-	-	-	-	102.00 - 104.00	-	-	-
Batticaloa	-	-	-	-	-	-	-	-
Trincomalee	-	-	-	-	-	-	-	-
Hanguranketha	-	-	-	3450 - 3500	-	-	-	68.00 - 72.00



**Table 04: Selected Markets: Wholesale Price of Subsidiary Food (Rs/50Kg)**

Week 35 : 24 - 30 August 2018

LOCATION	Dried Chillies	Red Onion		Big Onion	Potato			Pulses		
	Imported	Imported	Local		Imported	Welimada	Nuwara Eliya	Green Gram	Cowpea	Red Dhal
Colombo	11750 - 12250	-	4750 - 5500	3850 - 4000	3900 - 4250	5000 - 5500	6000 - 6500	10000 - 10250	9750 - 10000	4750 - 5000
Kurunegala	-	-	-	-	-	-	-	-	-	-
Nikaweratiya	-	-	-	-	-	-	-	-	-	-
Dehiattakandiya	-	-	-	-	-	-	-	-	-	-
Dambulla (DEC)	12750 - 13000	-	4250 - 4750	4000 - 4200	3900 - 4250	5000 - 5500	-	9500 - 10000	9500 - 10000	5000 - 5250
Anuradhapura	13000 - 14000	-	5000 - 6000	4250 - 4600	4000 - 4500	-	-	9800 - 10750	10500 - 11000	4900 - 5250
Thambuththegama	12250 - 12750	-	4000 - 5000	4250 - 4250	4250 - 4250	5000 - 5500	-	9000 - 9750	-	4900 - 5000
Polonnaruwa	-	-	-	-	-	-	-	-	-	-
Kaluthara	13200 - 13500	-	5600 - 5800	4800 - 4900	3900 - 4100	-	7000 - 7500	10500 - 10800	10500 - 10800	5400 - 5500
Puttalam	13000 - 13250	-	4500 - 4900	4500 - 4900	4750 - 5000	-	-	10250 - 10500	10500 - 11000	5400 - 5900
Kandy	12500 - 13000	-	5500 - 6000	4250 - 4500	4250 - 4500	-	6500 - 7000	10500 - 10750	10500 - 11000	5100 - 5300
Matara	12300 - 12500	-	-	4000 - 4300	-	-	6750 - 7000	10000 - 10200	10000 - 11000	5000 - 5100
Hambantota	13000 - 13250	-	5000 - 5500	4500 - 5000	4000 - 4500	5000 - 5000	6000 - 6500	8500 - 10500	10500 - 12000	5250 - 5500
Kegalle	13500 - 14000	-	5000 - 5050	4200 - 4250	-	-	6250 - 6300	11000 - 11500	12000 - 13000	6000 - 6450
Galle	-	-	-	-	-	-	-	-	-	-
Tissamaharama	13000 - 13500	-	6000 - 6500	4500 - 5000	4500 - 5000	-	7000 - 7500	9500 - 10000	10000 - 10500	5000 - 5500
Meegoda (DEC)	12250 - 12750	-	5000 - 5250	3900 - 4100	4150 - 4400	5250 - 5750	6000 - 6000	9750 - 11000	9750 - 11000	4800 - 4900
Jaffna	12500 - 13000	-	5500 - 5750	4250 - 4500	4000 - 4500	-	-	11000 - 11250	11500 - 12000	5500 - 5750
Vavuniya	12750 - 13500	-	4000 - 4250	4000 - 4300	4000 - 4400	-	6750 - 7250	9000 - 10000	10000 - 11500	4900 - 5500
Mannar	-	-	-	-	-	-	-	-	-	-
Killinochchi	-	-	-	-	-	-	-	-	-	-
Mullattivu	-	-	-	-	-	-	-	-	-	-
Batticaloa	-	-	-	-	-	-	-	-	-	-
Trincomalee	-	-	-	-	-	-	-	-	-	-

**Table 05: Selected Markets: Retail Price of Subsidiary Food Crops (Rs/Kg)**

Week 35 : 24 - 30 August 2018

LOCATIONS	Dried Chillies	Red Onion		Big Onion	Potato			Pulses		
	Imported	Imported	Local		Imported	Welimada	Nuwara Eliya	Green Gram	Cowpea	Red Dhal
Colombo	280.00 - 350.00	-	160.00 - 200.00	100.00 - 130.00	100.00 - 120.00	150.00 - 160.00	180.00 - 220.00	220.00 - 280.00	240.00 - 320.00	110.00 - 140.00
Gampaha	320.00 - 340.00	-	140.00 - 160.00	110.00 - 120.00	110.00 - 120.00	-	150.00 - 160.00	230.00 - 280.00	240.00 - 280.00	125.00 - 140.00
Kurunegala	-	-	-	-	-	-	-	-	-	-
Nikaweratiya	-	-	-	-	-	-	-	-	-	-
Dambulla	270.00 - 280.00	-	150.00 - 160.00	90.00 - 100.00	100.00 - 110.00	130.00 - 140.00	-	220.00 - 240.00	240.00 - 250.00	110.00 - 120.00
Anuradhapura	280.00 - 300.00	-	100.00 - 140.00	100.00 - 120.00	100.00 - 110.00	-	160.00 - 160.00	205.00 - 240.00	220.00 - 280.00	120.00 - 130.00
Thambuththegama	270.00 - 295.00	-	120.00 - 160.00	100.00 - 110.00	95.00 - 110.00	120.00 - 130.00	-	220.00 - 240.00	225.00 - 240.00	110.00 - 120.00
Polonnaruwa	-	-	-	-	-	-	-	-	-	-
Kaluthara	340.00 - 350.00	-	160.00 - 170.00	110.00 - 120.00	110.00 - 120.00	-	160.00 - 170.00	240.00 - 250.00	240.00 - 250.00	120.00 - 130.00
Badulla	340.00 - 360.00	160.00 - 200.00	-	120.00 - 140.00	100.00 - 120.00	160.00 - 180.00	-	220.00 - 260.00	280.00 - 300.00	130.00 - 160.00
Keppetipola	-	-	-	-	-	-	-	-	-	-
Moneragala	255.00 - 300.00	-	120.00 - 140.00	100.00 - 120.00	100.00 - 120.00	140.00 - 160.00	170.00 - 180.00	195.00 - 220.00	180.00 - 240.00	110.00 - 120.00
Kegalle	300.00 - 320.00	130.00 - 140.00	-	110.00 - 120.00	110.00 - 115.00	-	155.00 - 160.00	250.00 - 260.00	280.00 - 300.00	130.00 - 135.00
Ampara	320.00 - 320.00	-	160.00 - 200.00	120.00 - 130.00	120.00 - 130.00	-	200.00 - 200.00	240.00 - 240.00	220.00 - 220.00	120.00 - 140.00
Dehiattakandiya	-	-	-	-	-	-	-	-	-	-
Nuwaraeliya	270.00 - 280.00	-	150.00 - 160.00	100.00 - 110.00	90.00 - 100.00	-	140.00 - 150.00	220.00 - 230.00	250.00 - 260.00	115.00 - 120.00
Kandy	310.00 - 320.00	-	140.00 - 160.00	120.00 - 130.00	120.00 - 130.00	-	180.00 - 190.00	220.00 - 240.00	240.00 - 260.00	120.00 - 150.00
Puttalam	275.00 - 280.00	-	120.00 - 140.00	105.00 - 115.00	100.00 - 110.00	-	-	220.00 - 225.00	240.00 - 250.00	120.00 - 130.00
Rathnapura	-	-	-	-	-	-	-	-	-	-
Hambantota	280.00 - 300.00	-	120.00 - 140.00	100.00 - 110.00	100.00 - 110.00	120.00 - 130.00	150.00 - 160.00	190.00 - 230.00	240.00 - 260.00	120.00 - 130.00
Matara	312.00 - 315.00	-	120.00 - 140.00	95.00 - 100.00	110.00 - 120.00	-	150.00 - 160.00	230.00 - 240.00	227.00 - 235.00	107.00 - 110.00
Galle	-	-	-	-	-	-	-	-	-	-
Tissamaharama	280.00 - 290.00	160.00 - 170.00	-	110.00 - 120.00	110.00 - 120.00	-	160.00 - 180.00	200.00 - 220.00	210.00 - 220.00	110.00 - 120.00
Meegoda (DEC)	270.00 - 280.00	-	140.00 - 160.00	100.00 - 110.00	100.00 - 120.00	140.00 - 140.00	160.00 - 160.00	240.00 - 250.00	260.00 - 270.00	120.00 - 130.00
Embilipitiya	270.00 - 300.00	-	120.00 - 140.00	110.00 - 120.00	100.00 - 120.00	150.00 - 170.00	150.00 - 170.00	220.00 - 250.00	240.00 - 270.00	105.00 - 170.00
Jaffna	270.00 - 280.00	-	120.00 - 130.00	100.00 - 110.00	100.00 - 120.00	-	-	240.00 - 250.00	240.00 - 250.00	120.00 - 130.00
Vavuniya	280.00 - 300.00	-	100.00 - 120.00	100.00 - 120.00	100.00 - 120.00	-	180.00 - 200.00	215.00 - 220.00	220.00 - 240.00	120.00 - 130.00
Mannar	-	-	-	-	-	-	-	-	-	-
Killinochchi	-	-	-	-	-	-	-	-	-	-
Mullaittivu	275.00 - 280.00	-	-	110.00 - 115.00	150.00 - 160.00	-	-	200.00 - 205.00	-	120.00 - 125.00
Batticaloa	-	-	-	-	-	-	-	-	-	-
Trincomalee	-	-	-	-	-	-	-	-	-	-
Hanguranketha	290.00 - 340.00	-	140.00 - 160.00	110.00 - 120.00	100.00 - 120.00	-	140.00 - 150.00	210.00 - 230.00	180.00 - 190.00	110.00 - 125.00

**Table 06: Selected Markets: Wholesale Price of Vegetables(Rs/Kg)**

Week 35 : 24 - 30 August 2018

Locations	Butter Beans	Green Beans	Carrot	Leeks	Beetroot	Knolkhol
Colombo	-	70.00 - 100.00	240.00 - 280.00	40.00 - 60.00	50.00 - 90.00	20.00 - 30.00
Meegoda (DEC)	-	100.00 - 110.00	300.00 - 340.00	60.00 - 65.00	40.00 - 45.00	35.00 - 40.00
Dambulla (DEC)	-	55.00 - 70.00	260.00 - 320.00	50.00 - 60.00	40.00 - 50.00	20.00 - 25.00
Keppetipola (DEC)	-	-	-	-	-	-
Norochchole (DEC)	-	-	-	-	30.00 - 45.00	20.00 - 35.00
Nuwara Eliya	-	90.00 - 100.00	270.00 - 280.00	35.00 - 40.00	65.00 - 70.00	35.00 - 45.00
Kandy	-	120.00 - 130.00	270.00 - 280.00	50.00 - 60.00	50.00 - 55.00	30.00 - 40.00
Hambantota	-	-	-	-	-	-
Thambuththegama (DEC)	-	100.00 - 120.00	300.00 - 320.00	50.00 - 55.00	40.00 - 45.00	30.00 - 35.00
Jaffna	-	-	230.00 - 240.00	-	60.00 - 70.00	-

Locations	Raddish	Cabbage	Tomato	Ladies Fingers	Brinjal	Capsicum
Colombo	20.00 - 35.00	80.00 - 110.00	25.00 - 50.00	30.00 - 40.00	90.00 - 130.00	100.00 - 140.00
Meegoda (DEC)	50.00 - 55.00	100.00 - 140.00	30.00 - 40.00	40.00 - 45.00	90.00 - 110.00	90.00 - 120.00
Moneragala	40.00 - 50.00	120.00 - 140.00	40.00 - 50.00	50.00 - 60.00	60.00 - 80.00	120.00 - 140.00
Dambulla (DEC)	10.00 - 12.00	85.00 - 100.00	20.00 - 30.00	20.00 - 25.00	60.00 - 70.00	65.00 - 80.00
Keppetipola (DEC)	-	-	-	-	-	-
Norochchole (DEC)	10.00 - 20.00	-	-	25.00 - 35.00	-	90.00 - 110.00
Nuwara Eliya	40.00 - 50.00	110.00 - 120.00	20.00 - 25.00	40.00 - 45.00	75.00 - 80.00	130.00 - 140.00
Kandy	25.00 - 35.00	80.00 - 100.00	25.00 - 30.00	35.00 - 40.00	85.00 - 100.00	120.00 - 140.00
Hambantota	-	-	25.00 - 35.00	50.00 - 60.00	80.00 - 100.00	130.00 - 140.00
Thambuththegama (DEC)	15.00 - 22.00	80.00 - 100.00	20.00 - 25.00	20.00 - 25.00	80.00 - 100.00	60.00 - 70.00
Tissamaharama	35.00 - 50.00	95.00 - 110.00	60.00 - 70.00	50.00 - 60.00	90.00 - 100.00	110.00 - 120.00
Jaffna	25.00 - 30.00	125.00 - 130.00	35.00 - 40.00	35.00 - 40.00	100.00 - 110.00	120.00 - 130.00

Locations	Pumpkin	Cucumber	Bitter Gourd	Snake Gourd	Drumstick	Luffa
Colombo	50.00 - 70.00	10.00 - 18.00	50.00 - 90.00	50.00 - 60.00	50.00 - 80.00	40.00 - 60.00
Meegoda (DEC)	55.00 - 62.00	20.00 - 25.00	55.00 - 90.00	60.00 - 65.00	80.00 - 90.00	50.00 - 55.00
Moneragala	60.00 - 70.00	25.00 - 30.00	80.00 - 100.00	90.00 - 100.00	60.00 - 80.00	70.00 - 80.00
Dambulla (DEC)	30.00 - 40.00	8.00 - 10.00	35.00 - 45.00	35.00 - 45.00	60.00 - 70.00	35.00 - 45.00
Keppetipola (DEC)	-	-	-	-	-	-
Norochchole (DEC)	-	10.00 - 20.00	50.00 - 70.00	35.00 - 50.00	-	35.00 - 50.00
Nuwara Eliya	60.00 - 70.00	25.00 - 30.00	55.00 - 60.00	55.00 - 60.00	70.00 - 80.00	65.00 - 75.00
Kandy	55.00 - 60.00	25.00 - 30.00	50.00 - 55.00	50.00 - 55.00	70.00 - 80.00	65.00 - 70.00
Hambantota	50.00 - 60.00	20.00 - 25.00	120.00 - 130.00	80.00 - 90.00	35.00 - 40.00	70.00 - 80.00
Thambuththegama (DEC)	30.00 - 40.00	8.00 - 15.00	30.00 - 35.00	30.00 - 35.00	-	35.00 - 40.00
Tissamaharama	65.00 - 70.00	40.00 - 45.00	80.00 - 90.00	90.00 - 100.00	40.00 - 50.00	70.00 - 75.00
Jaffna	60.00 - 70.00	-	130.00 - 140.00	45.00 - 50.00	80.00 - 90.00	-

**Table 06 (Contd.)**

Locations	Long Beans	Ash Plantain	Green Chillies	Lime	Sweet Potatoe	Manioc
Colombo	50.00 - 70.00	70.00 - 80.00	60.00 - 100.00	30.00 - 80.00	60.00 - 65.00	20.00 - 30.00
Meegoda (DEC)	85.00 - 90.00	80.00 - 90.00	50.00 - 60.00	80.00 - 85.00	55.00 - 60.00	55.00 - 55.00
Moneragala	70.00 - 80.00	60.00 - 70.00	160.00 - 180.00	30.00 - 40.00	60.00 - 80.00	25.00 - 30.00
Dambulla (DEC)	35.00 - 45.00	60.00 - 70.00	100.00 - 140.00	60.00 - 80.00	45.00 - 55.00	15.00 - 18.00
Keppetipola (DEC)	-	-	-	-	-	-
Norochchole (DEC)	65.00 - 80.00	50.00 - 60.00	80.00 - 110.00	-	-	15.00 - 20.00
Nuwara Eliya	70.00 - 75.00	60.00 - 65.00	140.00 - 160.00	120.00 - 130.00	75.00 - 80.00	25.00 - 30.00
Kandy	70.00 - 75.00	55.00 - 65.00	120.00 - 150.00	70.00 - 80.00	60.00 - 70.00	30.00 - 40.00
Hambantota	60.00 - 65.00	50.00 - 60.00	200.00 - 220.00	60.00 - 70.00	50.00 - 60.00	25.00 - 30.00
Thambuththegama (DEC)	40.00 - 50.00	50.00 - 60.00	80.00 - 100.00	50.00 - 60.00	50.00 - 60.00	15.00 - 20.00
Tissamaharama	55.00 - 60.00	40.00 - 50.00	190.00 - 200.00	90.00 - 100.00	70.00 - 80.00	30.00 - 40.00
Jaffna	80.00 - 90.00	100.00 - 110.00	135.00 - 140.00	45.00 - 50.00	-	30.00 - 35.00

Locations	Leafy Vegetables (Rs/Bundle)			Coconut (Rs/Nut)	
	Mukunuwenna	Kankun	Gotukola	Large	Small
Colombo	20.00 - 25.00	20.00 - 25.00	70.00 - 90.00	55.00 - 60.00	35.00 - 50.00
Meegoda (DEC)	25.00 - 30.00	25.00 - 30.00	70.00 - 80.00	58.00 - 62.00	45.00 - 50.00
Norochchole (DEC)	15.00 - 18.00	12.00 - 18.00	75.00 - 90.00	40.00 - 45.00	30.00 - 35.00
Nuwara Eliya	22.00 - 25.00	22.00 - 25.00	20.00 - 22.00	-	-
Dambulla (DEC)	10.00 - 12.00	10.00 - 12.00	10.00 - 12.00	38.00 - 40.00	34.00 - 36.00
Kandy	15.00 - 20.00	15.00 - 20.00	80.00 - 90.00	50.00 - 53.00	40.00 - 42.00
Hambantota	18.00 - 20.00	18.00 - 20.00	25.00 - 28.00	40.00 - 50.00	25.00 - 30.00
Thambuththegama (DEC)	15.00 - 15.00	15.00 - 15.00	10.00 - 12.00	40.00 - 45.00	30.00 - 35.00
Tissamaharama	15.00 - 15.00	15.00 - 15.00	25.00 - 25.00	45.00 - 55.00	30.00 - 40.00
Jaffna	25.00 - 30.00	18.00 - 20.00	10.00 - 12.00	45.00 - 50.00	20.00 - 25.00

*Colombo, Meegoda, Norochchole, and Kandy - Gotukola Price Rs/Kg*

**Table 07: Selected Markets: Retail Price of Vegetables (Rs/Kg)**

Week 35 : 24 - 30 August 2018

LOCATIONS	Up Country Varieties																
	Butter Beans		Green Beans		Carrot		Leeks		Beetroot		Knol Khol		Raddish		Cabbage		Tomato
Colombo	-		110.00 - 200.00		300.00 - 400.00		80.00 - 160.00		90.00 - 200.00		80.00 - 160.00		60.00 - 120.00		150.00 - 240.00		70.00 - 160.00
Gampaha	-		160.00 - 200.00		380.00 - 400.00		120.00 - 140.00		100.00 - 120.00		100.00 - 120.00		80.00 - 100.00		160.00 - 200.00		100.00 - 120.00
Kurunegala	-		-		-		-		-		-		-		-		-
Nikaweratiya	-		-		-		-		-		-		-		-		-
Dambulla	-		150.00 - 160.00		360.00 - 400.00		100.00 - 120.00		100.00 - 120.00		60.00 - 80.00		50.00 - 80.00		160.00 - 180.00		80.00 - 100.00
Anuradhapura	-		200.00 - 240.00		300.00 - 400.00		120.00 - 160.00		100.00 - 120.00		80.00 - 100.00		60.00 - 80.00		180.00 - 200.00		80.00 - 100.00
Thambuththegama	-		160.00 - 160.00		320.00 - 320.00		100.00 - 120.00		80.00 - 120.00		80.00 - 100.00		60.00 - 60.00		150.00 - 160.00		40.00 - 60.00
Polonnaruwa	-		-		-		-		-		-		-		-		-
Kaluthara	-		180.00 - 200.00		340.00 - 350.00		120.00 - 130.00		120.00 - 130.00		100.00 - 120.00		80.00 - 100.00		140.00 - 150.00		100.00 - 120.00
Badulla	-		120.00 - 160.00		320.00 - 400.00		120.00 - 160.00		120.00 - 160.00		80.00 - 120.00		80.00 - 120.00		160.00 - 200.00		80.00 - 120.00
Keppetipola	-		-		-		-		-		-		-		-		-
Moneragala	-		160.00 - 200.00		360.00 - 400.00		100.00 - 120.00		100.00 - 120.00		80.00 - 100.00		80.00 - 100.00		160.00 - 200.00		60.00 - 80.00
Kegalle	-		160.00 - 180.00		380.00 - 400.00		120.00 - 140.00		100.00 - 120.00		80.00 - 100.00		100.00 - 120.00		160.00 - 180.00		100.00 - 120.00
Ampara	-		180.00 - 200.00		380.00 - 400.00		120.00 - 140.00		120.00 - 140.00		100.00 - 100.00		100.00 - 100.00		180.00 - 200.00		100.00 - 120.00
Dehiattakandiya	-		-		-		-		-		-		-		-		-
Nuwareliya	-		150.00 - 160.00		320.00 - 330.00		80.00 - 90.00		100.00 - 110.00		70.00 - 80.00		70.00 - 80.00		150.00 - 160.00		60.00 - 70.00
Kandy	-		140.00 - 160.00		360.00 - 380.00		100.00 - 120.00		80.00 - 100.00		60.00 - 80.00		60.00 - 80.00		120.00 - 140.00		50.00 - 60.00
Puttalam	-		200.00 - 220.00		300.00 - 320.00		120.00 - 140.00		120.00 - 130.00		80.00 - 100.00		60.00 - 70.00		150.00 - 160.00		80.00 - 100.00
Hambantota	-		160.00 - 200.00		360.00 - 400.00		120.00 - 160.00		120.00 - 160.00		80.00 - 120.00		60.00 - 80.00		160.00 - 200.00		40.00 - 60.00
Rathnapura	-		-		-		-		-		-		-		-		-
Matara	-		160.00 - 180.00		160.00 - 200.00		120.00 - 140.00		80.00 - 120.00		100.00 - 120.00		60.00 - 80.00		120.00 - 140.00		80.00 - 100.00
Galle	-		-		-		-		-		-		-		-		-
Tissamaharama	-		180.00 - 200.00		380.00 - 400.00		120.00 - 140.00		140.00 - 150.00		110.00 - 130.00		60.00 - 70.00		140.00 - 150.00		80.00 - 100.00
Meegoda (DEC)	-		120.00 - 160.00		360.00 - 400.00		120.00 - 160.00		100.00 - 140.00		100.00 - 120.00		100.00 - 120.00		160.00 - 200.00		100.00 - 120.00
Embilipitiya	160.00 - 180.00		140.00 - 160.00		46.00 - 450.00		100.00 - 140.00		120.00 - 140.00		100.00 - 140.00		60.00 - 80.00		160.00 - 200.00		60.00 - 100.00
Jaffna	-		250.00 - 260.00		250.00 - 260.00		140.00 - 150.00		80.00 - 90.00		-		40.00 - 50.00		140.00 - 150.00		50.00 - 60.00
Vavuniya	-		180.00 - 240.00		380.00 - 440.00		120.00 - 160.00		120.00 - 160.00		80.00 - 120.00		60.00 - 100.00		160.00 - 200.00		80.00 - 120.00
Mannar	-		-		-		-		-		-		-		-		-
Killinochchi	-		-		-		-		-		-		-		-		-
Mullaitivu	-		230.00 - 235.00		280.00 - 300.00		220.00 - 240.00		160.00 - 180.00		-		-		175.00 - 185.00		165.00 - 170.00
Batticaloa	-		-		-		-		-		-		-		-		-
Trincomalee	-		-		-		-		-		-		-		-		-
Hanguranketha	-		160.00 - 180.00		250.00 - 260.00		80.00 - 90.00		80.00 - 100.00		60.00 - 80.00		50.00 - 60.00		100.00 - 120.00		70.00 - 80.00

Table 07 (Contd.)

LOCATIONS	Low Country Varieties																			
	Ladies Fingers		Brinjal		Capsicum		Pumpkin		Cucumber		Bitter Gourd		Snake Gourd		Drumstick		Luffa		Long Beans	
Colombo	60.00	160.00	120.00	240.00	140.00	300.00	90.00	160.00	40.00	120.00	100.00	240.00	100.00	200.00	100.00	200.00	100.00	160.00	100.00	200.00
Gampaha	100.00	120.00	160.00	200.00	200.00	240.00	120.00	160.00	60.00	80.00	100.00	120.00	120.00	140.00	120.00	140.00	120.00	140.00	120.00	140.00
Kurunegala	-	-	-	-	-	-	-	-	-	-	-	-	-	-	-	-	-	-	-	-
Nikaweratiya	-	-	-	-	-	-	-	-	-	-	-	-	-	-	-	-	-	-	-	-
Dambulla	50.00	80.00	120.00	140.00	240.00	280.00	80.00	100.00	40.00	5060.00	80.00	100.00	80.00	90.00	100.00	120.00	100.00	120.00	100.00	120.00
Anuradhapura	80.00	100.00	120.00	160.00	200.00	240.00	80.00	120.00	60.00	80.00	80.00	120.00	100.00	120.00	100.00	120.00	100.00	120.00	100.00	120.00
Thambuththegama	60.00	60.00	100.00	120.00	120.00	120.00	80.00	100.00	60.00	60.00	80.00	100.00	60.00	80.00	-	-	60.00	100.00	80.00	100.00
Polonnaruwa	-	-	-	-	-	-	-	-	-	-	-	-	-	-	-	-	-	-	-	-
Kaluthara	120.00	130.00	160.00	170.00	200.00	220.00	160.00	170.00	60.00	70.00	160.00	180.00	140.00	160.00	120.00	140.00	140.00	160.00	170.00	180.00
Badulla	80.00	120.00	160.00	200.00	200.00	240.00	100.00	120.00	80.00	100.00	120.00	160.00	120.00	160.00	160.00	200.00	140.00	160.00	100.00	120.00
Keppetipola	-	-	-	-	-	-	-	-	-	-	-	-	-	-	-	-	-	-	-	-
Moneragala	100.00	120.00	100.00	120.00	160.00	200.00	100.00	120.00	60.00	80.00	120.00	160.00	120.00	140.00	100.00	120.00	100.00	120.00	100.00	120.00
Kegalle	100.00	120.00	120.00	140.00	140.00	160.00	100.00	120.00	50.00	60.00	100.00	120.00	100.00	120.00	120.00	140.00	100.00	120.00	140.00	160.00
Ampara	100.00	120.00	140.00	160.00	180.00	200.00	120.00	140.00	70.00	80.00	160.00	200.00	140.00	160.00	140.00	160.00	140.00	160.00	120.00	120.00
Dehiattakandiya	-	-	-	-	-	-	-	-	-	-	-	-	-	-	-	-	-	-	-	-
Nuwaraeliya	80.00	90.00	130.00	140.00	180.00	190.00	120.00	130.00	50.00	60.00	90.00	100.00	90.00	100.00	100.00	120.00	100.00	120.00	120.00	130.00
Kandy	60.00	80.00	140.00	160.00	180.00	200.00	100.00	120.00	60.00	70.00	100.00	120.00	80.00	100.00	100.00	120.00	100.00	120.00	100.00	120.00
Puttalam	80.00	100.00	140.00	160.00	200.00	220.00	100.00	120.00	50.00	60.00	80.00	100.00	100.00	120.00	-	-	80.00	100.00	100.00	120.00
Rathnapura	-	-	-	-	-	-	-	-	-	-	-	-	-	-	-	-	-	-	-	-
Hambantota	60.00	80.00	120.00	140.00	160.00	200.00	80.00	140.00	35.00	40.00	160.00	200.00	80.00	100.00	40.00	60.00	100.00	120.00	80.00	100.00
Matara	100.00	120.00	100.00	120.00	160.00	200.00	140.00	160.00	50.00	60.00	120.00	200.00	100.00	120.00	80.00	120.00	80.00	120.00	80.00	120.00
Galle	-	-	-	-	-	-	-	-	-	-	-	-	-	-	-	-	-	-	-	-
Tissamaharama	70.00	90.00	140.00	160.00	160.00	180.00	80.00	120.00	50.00	60.00	120.00	140.00	120.00	150.00	60.00	70.00	100.00	120.00	80.00	100.00
Meegoda (DEC)	100.00	120.00	160.00	180.00	160.00	240.00	120.00	140.00	60.00	80.00	120.00	160.00	120.00	160.00	140.00	160.00	120.00	160.00	140.00	160.00
Embilipitiya	100.00	120.00	160.00	200.00	120.00	160.00	100.00	150.00	7.00	80.00	140.00	220.00	140.00	160.00	50.00	60.00	100.00	130.00	100.00	140.00
Jaffna	50.00	60.00	120.00	130.00	140.00	150.00	80.00	90.00	-	-	150.00	160.00	60.00	70.00	100.00	120.00	-	-	100.00	110.00
Vavuniya	60.00	100.00	120.00	160.00	160.00	200.00	80.00	120.00	60.00	100.00	100.00	200.00	80.00	120.00	100.00	120.00	80.00	120.00	120.00	160.00
Mannar	-	-	-	-	-	-	-	-	-	-	-	-	-	-	-	-	-	-	-	-
Killinochchi	-	-	-	-	-	-	-	-	-	-	-	-	-	-	-	-	-	-	-	-
Mullaittivu	90.00	100.00	70.00	75.00	245.00	250.00	50.00	65.00	80.00	85.00	250.00	260.00	140.00	145.00	120.00	140.00	-	-	130.00	140.00
Batticaloa	-	-	-	-	-	-	-	-	-	-	-	-	-	-	-	-	-	-	-	-
Trincomalee	-	-	-	-	-	-	-	-	-	-	-	-	-	-	-	-	-	-	-	-
Hanguranketha	70.00	80.00	140.00	150.00	160.00	180.00	80.00	90.00	40.00	50.00	90.00	100.00	70.00	80.00	100.00	120.00	80.00	90.00	70.00	80.00



**Table 07 (Contd.)**

LOCATIONS	Low Country Varieties					Leafy Vegetable			Coconut (Rs/Nut)	
	Ash Plantain	Green Chillies	Lime	Sweet Potato	Manioc	Mukunuwenna	Kankun	Gotukola	Large	Small
Colombo	100.00 - 160.00	150.00 - 400.00	100.00 - 200.00	100.00 - 160.00	40.00 - 100.00	30.00 - 50.00	30.00 - 50.00	30.00 - 50.00	65.00 - 85.00	40.00 - 60.00
Gampaha	120.00 - 160.00	300.00 - 350.00	120.00 - 200.00	100.00 - 120.00	60.00 - 80.00	40.00 - 40.00	30.00 - 40.00	15.00 - 20.00	65.00 - 70.00	45.00 - 55.00
Kurunegala	-	-	-	-	-	-	-	-	-	-
Nikaweratiya	-	-	-	-	-	-	-	-	-	-
Dambulla	100.00 - 120.00	200.00 - 260.00	150.00 - 200.00	100.00 - 120.00	40.00 - 60.00	25.00 - 30.00	25.00 - 30.00	20.00 - 25.00	50.00 - 55.00	40.00 - 45.00
Anuradhapura	80.00 - 120.00	200.00 - 300.00	100.00 - 200.00	120.00 - 120.00	60.00 - 80.00	20.00 - 30.00	20.00 - 30.00	20.00 - 20.00	55.00 - 60.00	45.00 - 50.00
Thambuththegama	80.00 - 100.00	160.00 - 200.00	80.00 - 120.00	80.00 - 100.00	60.00 - 60.00	20.00 - 20.00	30.00 - 30.00	20.00 - 20.00	50.00 - 50.00	40.00 - 45.00
Polonnaruwa	-	-	-	-	-	-	-	-	-	-
Kaluthara	100.00 - 120.00	250.00 - 300.00	100.00 - 150.00	100.00 - 120.00	70.00 - 80.00	30.00 - 35.00	25.00 - 30.00	35.00 - 40.00	75.00 - 80.00	65.00 - 70.00
Badulla	120.00 - 160.00	300.00 - 400.00	140.00 - 160.00	80.00 - 120.00	50.00 - 60.00	25.00 - 30.00	20.00 - 30.00	30.00 - 40.00	50.00 - 55.00	35.00 - 45.00
Keppetipola	-	-	-	-	-	-	-	-	-	-
Moneragala	100.00 - 120.00	200.00 - 300.00	80.00 - 100.00	100.00 - 120.00	50.00 - 60.00	20.00 - 30.00	20.00 - 30.00	40.00 - 50.00	50.00 - 60.00	30.00 - 35.00
Kegalle	90.00 - 100.00	260.00 - 300.00	150.00 - 160.00	120.00 - 140.00	60.00 - 70.00	30.00 - 30.00	30.00 - 30.00	30.00 - 30.00	50.00 - 50.00	30.00 - 40.00
Ampara	160.00 - 160.00	350.00 - 350.00	100.00 - 100.00	80.00 - 100.00	60.00 - 80.00	30.00 - 30.00	30.00 - 30.00	20.00 - 25.00	60.00 - 60.00	50.00 - 50.00
Dehiattakandiya	-	-	-	-	-	-	-	-	-	-
Nuwaraeliya	90.00 - 110.00	200.00 - 250.00	160.00 - 180.00	110.00 - 120.00	50.00 - 60.00	35.00 - 40.00	35.00 - 40.00	30.00 - 35.00	55.00 - 60.00	50.00 - 54.00
Kandy	100.00 - 120.00	260.00 - 300.00	160.00 - 200.00	80.00 - 100.00	70.00 - 80.00	20.00 - 25.00	25.00 - 28.00	15.00 - 20.00	60.00 - 65.00	50.00 - 55.00
Puttalam	100.00 - 120.00	200.00 - 220.00	75.00 - 80.00	80.00 - 100.00	50.00 - 60.00	20.00 - 25.00	20.00 - 25.00	15.00 - 20.00	50.00 - 60.00	40.00 - 45.00
Rathnapura	-	-	-	-	-	-	-	-	-	-
Hambanthota	70.00 - 80.00	240.00 - 300.00	80.00 - 100.00	70.00 - 80.00	45.00 - 60.00	25.00 - 28.00	25.00 - 28.00	30.00 - 35.00	50.00 - 60.00	30.00 - 35.00
Matara	80.00 - 100.00	200.00 - 240.00	80.00 - 100.00	80.00 - 100.00	40.00 - 60.00	20.00 - 25.00	20.00 - 25.00	40.00 - 50.00	60.00 - 70.00	35.00 - 60.00
Galle	-	-	-	-	-	-	-	-	-	-
Tissamaharama	80.00 - 90.00	240.00 - 260.00	120.00 - 140.00	100.00 - 120.00	50.00 - 60.00	25.00 - 25.00	20.00 - 20.00	30.00 - 30.00	60.00 - 70.00	40.00 - 50.00
Meegoda (DEC)	120.00 - 160.00	160.00 - 200.00	160.00 - 200.00	120.00 - 120.00	70.00 - 75.00	30.00 - 40.00	30.00 - 40.00	30.00 - 40.00	60.00 - 70.00	50.00 - 55.00
Embilipitiya	80.00 - 100.00	200.00 - 240.00	120.00 - 150.00	100.00 - 120.00	50.00 - 70.00	30.00 - 40.00	25.00 - 35.00	40.00 - 60.00	50.00 - 70.00	30.00 - 45.00
Jaffna	120.00 - 130.00	150.00 - 160.00	60.00 - 70.00	-	40.00 - 50.00	40.00 - 45.00	25.00 - 30.00	15.00 - 18.00	55.00 - 65.00	30.00 - 35.00
Vavuniya	80.00 - 120.00	180.00 - 240.00	70.00 - 80.00	80.00 - 120.00	60.00 - 100.00	20.00 - 25.00	20.00 - 25.00	15.00 - 20.00	50.00 - 60.00	30.00 - 40.00
Mannar	-	-	-	-	-	-	-	-	-	-
Killinochchi	-	-	-	-	-	-	-	-	-	-
Mullaittivu	60.00 - 65.00	275.00 - 300.00	50.00 - 60.00	-	65.00 - 70.00	30.00 - 30.00	-	20.00 - 20.00	48.00 - 50.00	35.00 - 40.00
Batticaloa	-	-	-	-	-	-	-	-	-	-
Trincomalee	-	-	-	-	-	-	-	-	-	-
Hanguranketha	100.00 - 110.00	165.00 - 190.00	65.00 - 100.00	70.00 - 90.00	60.00 - 70.00	15.00 - 20.00	20.00 - 30.00	10.00 - 15.00	75.00 - 80.00	55.00 - 65.00

**Table 08: Selected Markets: Retail Price of Fruits (Rs/each & Rs/Kg)**

Week 35 : 24 - 30 August 2018

LOCATIONS	Banana					Pineapple			Mango	
	Ambul (Rs/Kg)	Kolikuttu (Rs/Kg)	Seeni (Rs/Kg)	Anamalu	Ambun	Large	Medium	Small	Betti	Karthakolomban
Colombo	80.00 - 120.00	140.00 - 200.00	90.00 - 130.00	15.00 - 20.00	20.00 - 25.00	250.00 - 300.00	180.00 - 220.00	120.00 - 160.00	-	150.00 - 300.00
Gampaha	80.00 - 100.00	160.00 - 180.00	100.00 - 120.00	20.00 - 25.00	-	250.00 - 300.00	150.00 - 200.00	80.00 - 120.00	-	140.00 - 160.00
Kurunegala	-	-	-	-	-	-	-	-	-	-
Nikaweratiya	-	-	-	-	-	-	-	-	-	-
Dambulla	90.00 - 100.00	180.00 - 200.00	90.00 - 100.00	-	24.00 - 26.00	250.00 - 300.00	180.00 - 200.00	120.00 - 130.00	40.00 - 50.00	230.00 - 250.00
Anuradhapura	80.00 - 120.00	180.00 - 260.00	90.00 - 100.00	20.00 - 30.00	25.00 - 38.00	230.00 - 300.00	130.00 - 200.00	50.00 - 80.00	-	150.00 - 200.00
Thambuththegama	80.00 - 80.00	160.00 - 200.00	80.00 - 90.00	25.00 - 26.00	30.00 - 35.00	250.00 - 300.00	200.00 - 250.00	-	-	-
Polonnaruwa	-	-	-	-	-	-	-	-	-	-
Kaluthara	100.00 - 120.00	150.00 - 160.00	120.00 - 125.00	17.00 - 18.00	18.00 - 19.00	180.00 - 200.00	140.00 - 160.00	100.00 - 120.00	-	-
Badulla	80.00 - 90.00	160.00 - 180.00	80.00 - 100.00	20.00 - 30.00	25.00 - 35.00	200.00 - 250.00	150.00 - 180.00	100.00 - 120.00	-	-
Keppetipola	-	-	-	-	-	-	-	-	-	-
Moneragala	80.00 - 100.00	130.00 - 150.00	60.00 - 70.00	10.00 - 15.00	20.00 - 25.00	200.00 - 250.00	150.00 - 180.00	80.00 - 100.00	-	-
Kegalle	90.00 - 100.00	180.00 - 210.00	90.00 - 100.00	20.00 - 25.00	30.00 - 35.00	200.00 - 230.00	120.00 - 150.00	50.00 - 80.00	-	100.00 - 120.00
Ampara	60.00 - 80.00	170.00 - 180.00	60.00 - 80.00	16.00 - 25.00	20.00 - 30.00	200.00 - 200.00	180.00 - 180.00	150.00 - 150.00	-	-
Dehiattakandiya	-	-	-	-	-	-	-	-	-	-
Nuwaraeliya	110.00 - 120.00	200.00 - 220.00	110.00 - 120.00	18.00 - 20.00	25.00 - 28.00	260.00 - 300.00	190.00 - 220.00	120.00 - 140.00	40.00 - 50.00	-
Kandy	100.00 - 110.00	180.00 - 190.00	100.00 - 110.00	15.00 - 16.00	20.00 - 25.00	270.00 - 300.00	180.00 - 220.00	80.00 - 100.00	-	-
Puttalam	80.00 - 100.00	180.00 - 200.00	80.00 - 100.00	-	-	220.00 - 230.00	175.00 - 200.00	110.00 - 130.00	-	-
Rathnapura	-	-	-	-	-	-	-	-	-	-
Hambantota	50.00 - 60.00	120.00 - 130.00	75.00 - 80.00	12.00 - 15.00	18.00 - 20.00	200.00 - 220.00	160.00 - 180.00	-	-	70.00 - 70.00
Matara	50.00 - 60.00	130.00 - 150.00	50.00 - 60.00	8.00 - 10.00	12.00 - 18.00	280.00 - 320.00	180.00 - 220.00	100.00 - 150.00	40.00 - 50.00	80.00 - 100.00
Galle	-	-	-	-	-	-	-	-	-	-
Tissamaharama	60.00 - 70.00	110.00 - 120.00	60.00 - 70.00	-	-	110.00 - 120.00	80.00 - 90.00	60.00 - 70.00	15.00 - 18.00	40.00 - 50.00
Meegoda (DEC)	100.00 - 100.00	170.00 - 180.00	100.00 - 100.00	-	-	290.00 - 300.00	-	-	-	-
Embilipitiya	60.00 - 70.00	120.00 - 150.00	60.00 - 80.00	10.00 - 15.00	18.00 - 25.00	220.00 - 300.00	120.00 - 200.00	50.00 - 100.00	50.00 - 60.00	-
Jaffna	110.00 - 120.00	190.00 - 200.00	-	120.00 - 130.00	90.00 - 100.00	240.00 - 250.00	170.00 - 180.00	120.00 - 140.00	-	170.00 - 180.00
Vavuniya	80.00 - 120.00	150.00 - 200.00	70.00 - 100.00	20.00 - 23.00	-	230.00 - 250.00	150.00 - 200.00	80.00 - 120.00	-	-
Mannar	-	-	-	-	-	-	-	-	-	-
Killinochchi	-	-	-	-	-	-	-	-	-	-
Mullaittivu	65.00 - 70.00	150.00 - 155.00	-	-	70.00 - 75.00	-	-	-	-	45.00 - 60.00
Batticaloa	-	-	-	-	-	-	-	-	-	-
Trincomalee	-	-	-	- 90.00	-	-	-	-	-	-

Table 08 (Contd.)

LOCATIONS	Mango		Other Fruits									
	Vilad	Kohu	Papaw (Rs/Kg)	Passion	Wood Apple	Orange	Avocado	Slime Apple	Grapes (Rs/Kg)	King Coconut		
Colombo	50.00 - 80.00	-	120.00 - 200.00	13.00 - 25.00	20.00 - 60.00	30.00 - 60.00	40.00 - 90.00	50.00 - 100.00	700.00 - 900.00	60.00 - 70.00		
Gampaha	70.00 - 80.00	-	130.00 - 140.00	20.00 - 25.00	50.00 - 60.00	60.00 - 70.00	60.00 - 70.00	60.00 - 80.00	800.00 - 850.00	50.00 - 70.00		
Kurunegala	-	-	-	-	-	-	-	-	-	-		
Nikaweratiya	-	-	-	-	-	-	-	-	-	-		
Dambulla	40.00 - 50.00	20.00 - 25.00	100.00 - 120.00	25.00 - 30.00	30.00 - 50.00	30.00 - 40.00	30.00 - 40.00	30.00 - 50.00	800.00 - 900.00	65.00 - 70.00		
Anuradhapura	-	-	100.00 - 140.00	-	10.00 - 35.00	50.00 - 60.00	40.00 - 50.00	30.00 - 50.00	800.00 - 1000.00	70.00 - 100.00		
Thambuththegama	-	-	100.00 - 120.00	-	10.00 - 15.00	-	40.00 - 40.00	40.00 - 60.00	800.00 - 900.00	60.00 - 60.00		
Polonnaruwa	-	-	-	-	-	-	-	-	-	-		
Kaluthara	-	40.00 - 45.00	140.00 - 150.00	18.00 - 20.00	20.00 - 25.00	45.00 - 50.00	40.00 - 45.00	35.00 - 40.00	700.00 - 800.00	50.00 - 60.00		
Badulla	-	-	100.00 - 120.00	-	25.00 - 40.00	35.00 - 40.00	30.00 - 40.00	30.00 - 50.00	800.00 - 1000.00	70.00 - 100.00		
Keppetipola	-	-	-	-	-	-	-	-	-	-		
Moneragala	-	-	80.00 - 100.00	10.00 - 20.00	25.00 - 40.00	30.00 - 40.00	25.00 - 30.00	20.00 - 50.00	800.00 - 1000.00	50.00 - 60.00		
Kegalle	-	20.00 - 30.00	120.00 - 130.00	20.00 - 20.00	40.00 - 60.00	40.00 - 50.00	35.00 - 40.00	40.00 - 50.00	800.00 - 800.00	50.00 - 60.00		
Ampara	-	-	100.00 - 110.00	-	15.00 - 20.00	25.00 - 30.00	35.00 - 40.00	-	800.00 - 900.00	60.00 - 70.00		
Dehiattakandiya	-	-	-	-	-	-	-	-	-	-		
Nuwaraeliya	-	20.00 - 25.00	100.00 - 110.00	16.00 - 18.00	30.00 - 40.00	40.00 - 50.00	35.00 - 40.00	35.00 - 40.00	800.00 - 850.00	60.00 - 70.00		
Kandy	-	-	120.00 - 130.00	8.00 - 10.00	35.00 - 40.00	35.00 - 40.00	25.00 - 30.00	30.00 - 35.00	750.00 - 800.00	70.00 - 80.00		
Puttalam	-	-	100.00 - 120.00	-	12.00 - 13.00	-	40.00 - 60.00	20.00 - 25.00	- 1000.00	70.00 - 70.00		
Hambantota	-	-	100.00 - 120.00	15.00 - 16.00	16.00 - 25.00	-	20.00 - 35.00	12.00 - 16.00	900.00 - 900.00	40.00 - 50.00		
Rathnapura	-	-	-	-	-	-	-	-	-	-		
Matara	40.00 - 50.00	25.00 - 30.00	110.00 - 130.00	20.00 - 25.00	20.00 - 30.00	30.00 - 50.00	30.00 - 50.00	30.00 - 40.00	650.00 - 800.00	50.00 - 60.00		
Galle	-	-	-	-	-	-	-	-	-	-		
Tissamaharama	18.00 - 20.00	-	100.00 - 120.00	-	15.00 - 20.00	30.00 - 40.00	35.00 - 40.00	20.00 - 25.00	1000.00 - 1000.00	50.00 - 60.00		
Meegoda (DEC)	50.00 - 60.00	-	110.00 - 120.00	-	30.00 - 40.00	45.00 - 50.00	40.00 - 45.00	35.00 - 40.00	800.00 - 850.00	50.00 - 60.00		
Embilipitiya	50.00 - 60.00	30.00 - 50.00	110.00 - 130.00	10.00 - 15.00	40.00 - 50.00	50.00 - 70.00	35.00 - 50.00	10.00 - 15.00	820.00 - 980.00	60.00 - 70.00		
Jaffna	70.00 - 80.00	-	80.00 - 90.00	-	50.00 - 60.00	55.00 - 65.00	-	-	850.00 - 900.00	70.00 - 80.00		
Vavuniya	-	-	80.00 - 120.00	10.00 - 12.00	15.00 - 20.00	40.00 - 50.00	50.00 - 60.00	-	800.00 - 1000.00	80.00 - 80.00		
Mannar	-	-	-	-	-	-	-	-	-	-		
Killinochchi	-	-	-	-	-	-	-	-	-	-		
Mullaitivu	-	-	60.00 - 70.00	-	-	-	-	-	-	55.00 - 60.00		
Batticaloa	-	-	-	-	-	-	-	-	-	-		
Trincomalee	-	-	-	-	-	-	-	-	-	-		

**Table 09: Selected Markets: Wholesale Price of Fresh Fish & Eggs (Rs/Kg & Rs/Egg)**

Week 35 : 24 - 30 August 2018

Locations	Sea Fish					
	Salaya	Hurulla	Balaya	Kelawalla	Thora	Paraw
Colombo	150.00 – 200.00	200.00 – 250.00	250.00 – 350.00	700.00 – 750.00	1300.00 – 1600.00	500.00 – 600.00
Kandy	230.00 – 240.00	390.00 – 400.00	440.00 – 480.00	720.00 – 750.00	1200.00 – 1250.00	660.00 – 680.00
Kaluthara	-	-	-	-	-	-
Puttalam	180.00 – 220.00	300.00 – 350.00	280.00 – 320.00	800.00 – 900.00	1200.00 – 1350.00	750.00 – 820.00
Matara	140.00 – 150.00	260.00 – 280.00	360.00 – 400.00	750.00 – 800.00	-	680.00 – 720.00
Hambantota	180.00 – 200.00	240.00 – 280.00	280.00 – 300.00	600.00 – 700.00	1100.00 – 1200.00	500.00 – 600.00
Galle	-	-	-	-	-	-
Batticaloa	-	-	-	-	-	-
Trincomalee	-	-	-	-	-	-
Mannar	-	-	-	-	-	-

Locations	Sea Fish				Eggs	
	Mora	Shrimps Small	Thalapath	Teppeli	Brown	White
Colombo	550.00 – 650.00	800.00 – 900.00	700.00 – 900.00	-	17.20 – 17.50	16.20 – 16.50
Kandy	660.00 – 680.00	1000.00 – 1050.00	900.00 – 940.00	-	18.00 – 18.50	17.00 – 17.50
Kaluthara	-	-	-	-	-	-
Puttalam	800.00 – 850.00	750.00 – 800.00	900.00 – 1000.00	-	19.50 – 20.00	17.50 – 18.00
Matara	-	-	650.00 – 700.00	-	16.00 – 19.00	16.00 – 19.00
Hambantota	400.00 – 500.00	900.00 – 1000.00	750.00 – 800.00	-	-	-
Galle	-	-	-	-	-	-
Batticaloa	-	-	-	-	-	-
Trincomalee	-	-	-	-	-	-
Mannar	-	-	-	-	-	-

**Table 10: Selected Markets: Wholesale Price of Dried Fish (Rs/50Kg)**

Week 35 : 24 - 30 August 2018

Locations	Local Dried Fish					
	Sprats	Kattawa	Thora	Mora	Balaya	Anguluwa
Colombo	45000 – 50000	40000 – 45000	-	40000 – 45000	25000 – 28000	37500 – 42500
Kandy	45000 – 48000	44000 – 45000	58000 – 60000	42500 – 45000	29000 – 30000	-
Batticaloa	-	-	-	-	-	-
Trincomalee	-	-	-	-	90 –	-
Mannar	-	-	-	-	-	-

Locations	Local Dried Fish			Imported Dried Fish		
	Maduwa	Koduwa	Salaya	Sprats	Kattawa	Thora
Colombo	30000 – 35000	-	12500 – 17500	25000 – 28000	35000 – 40000	60000 – 60000
Kandy	-	-	-	21000 – 27500	43000 – 44000	57000 – 58000
Batticaloa	-	-	-	-	-	-
Trincomalee	-	-	-	-	-	-
Mannar	-	-	-	-	-	-

Locations	Imported Dried Fish					
	Mora	Balaya	Anguluwa	Maduwa	Koduwa	Salaya
Colombo	35000 – 42500	20000 – 25000	30000 – 37500	-	-	-
Kandy	40000 – 41000	25000 – 27500	36000 – 37500	-	-	-
Batticaloa	-	-	-	-	-	-
Trincomalee	-	-	-	-	-	-
Mannar	-	-	-	-	-	-

**Table 11: Selected Markets: Retail Price of Fresh Fish & Eggs (Rs/Kg & Rs/Eggs)**

Week 35 : 24 - 30 August 2018

LOCATIONS	Sea Fish									Eggs											
	Salaya		Hurulla		Balaya		Kelawalla		Thora		Paraw		Mora		Thalapath		Brown		White		
Colombo	200.00 -	360.00	300.00 -	560.00	350.00 -	920.00	800.00 -	1400.00	1600.00 -	2400.00	700.00 -	1200.00	650.00 -	1100.00	850.00 -	1400.00	18.00 -	20.00	17.00 -	18.00	
Gampaha	340.00 -	360.00	500.00 -	520.00	-	-	1150.00 -	1200.00	-	-	-	-	-	-	1200.00 -	1250.00	19.00 -	20.00	18.00 -	19.00	
Kurunegala	-	-	-	-	-	-	-	-	-	-	-	-	-	-	-	-	-	-	-	-	
Nikaweratiya	-	-	-	-	-	-	-	-	-	-	-	-	-	-	-	-	-	-	-	-	
Dambulla	260.00 -	280.00	400.00 -	450.00	420.00 -	460.00	1200.00 -	1300.00	1200.00 -	1200.00	900.00 -	960.00	760.00 -	800.00	1000.00 -	1100.00	19.00 -	19.50	18.00 -	18.50	
Anuradhapura	120.00 -	200.00	360.00 -	400.00	400.00 -	460.00	1300.00 -	1400.00	1500.00 -	2000.00	700.00 -	900.00	900.00 -	1200.00	1300.00 -	1400.00	16.00 -	16.00	17.00 -	17.00	
Thambuththegama	200.00 -	200.00	-	-	450.00 -	450.00	-	-	-	-	900.00 -	900.00	-	-	1400.00 -	1400.00	-	-	17.00 -	17.00	
Polonnaruwa	-	-	-	-	-	-	-	-	-	-	-	-	-	-	-	-	-	-	-	-	
Kaluthara	300.00 -	320.00	400.00 -	450.00	650.00 -	700.00	950.00 -	1000.00	1400.00 -	1500.00	1000.00 -	1100.00	800.00 -	850.00	1100.00 -	1200.00	19.00 -	19.50	18.00 -	18.50	
Badulla	280.00 -	300.00	440.00 -	480.00	800.00 -	880.00	970.00 -	980.00	1200.00 -	1400.00	800.00 -	900.00	700.00 -	800.00	900.00 -	1000.00	20.00 -	21.00	19.00 -	20.00	
Keppetipola	-	-	-	-	-	-	-	-	-	-	-	-	-	-	-	-	-	-	-	-	
Moneragala	300.00 -	300.00	400.00 -	400.00	800.00 -	800.00	1000.00 -	1200.00	-	-	-	-	700.00 -	700.00	1000.00 -	1200.00	20.00 -	20.00	19.00 -	19.00	
Kegalle	340.00 -	350.00	500.00 -	550.00	650.00 -	700.00	950.00 -	1000.00	1350.00 -	1400.00	740.00 -	780.00	780.00 -	800.00	1150.00 -	1200.00	21.00 -	22.00	19.00 -	20.00	
Ampara	-	-	-	-	800.00 -	800.00	1200.00 -	1200.00	-	-	800.00 -	800.00	-	-	-	-	20.00 -	20.00	20.00 -	20.00	
Dehiattakandiya	-	-	-	-	-	-	-	-	-	-	-	-	-	-	-	-	-	-	-	-	
Nuwaraeliya	250.00 -	260.00	460.00 -	480.00	640.00 -	660.00	850.00 -	880.00	1400.00 -	1500.00	940.00 -	960.00	800.00 -	820.00	1000.00 -	1100.00	19.00 -	20.00	18.00 -	19.00	
Kandy	270.00 -	280.00	430.00 -	440.00	700.00 -	740.00	1000.00 -	1100.00	1700.00 -	1750.00	900.00 -	950.00	780.00 -	800.00	1000.00 -	1100.00	-	21.00	18.00 -	19.00	
Puttalam	280.00 -	320.00	400.00 -	450.00	350.00 -	400.00	1100.00 -	1200.00	1400.00 -	1500.00	850.00 -	950.00	900.00 -	950.00	1100.00 -	1200.00	20.00 -	21.00	19.00 -	20.00	
Hambantota	250.00 -	260.00	300.00 -	380.00	350.00 -	400.00	800.00 -	850.00	1200.00 -	1400.00	600.00 -	700.00	500.00 -	600.00	900.00 -	1000.00	19.00 -	20.00	18.50 -	20.00	
Rathnapura	-	-	-	-	-	-	-	-	-	-	-	-	-	-	-	-	-	-	-	-	
Matara	300.00 -	320.00	320.00 -	360.00	640.00 -	680.00	1120.00 -	1200.00	1400.00 -	1500.00	780.00 -	800.00	-	-	1100.00 -	1200.00	17.00 -	22.00	17.00 -	22.00	
Galle	-	-	-	-	-	-	-	-	-	-	-	-	-	-	-	-	-	-	-	-	
Tissamaharama	-	-	250.00 -	280.00	400.00 -	500.00	600.00 -	650.00	-	-	-	-	-	-	-	-	20.00 -	21.00	19.00 -	20.00	
Meegoda	240.00 -	260.00	560.00 -	560.00	720.00 -	720.00	1000.00 -	1040.00	1720.00 -	1720.00	-	-	-	-	1160.00 -	1200.00	-	-	18.00 -	18.00	
Embilipitiya	200.00 -	240.00	300.00 -	340.00	580.00 -	640.00	1150.00 -	1200.00	1450.00 -	1500.00	1000.00 -	1050.00	600.00 -	640.00	1100.00 -	1200.00	19.50 -	20.00	18.50 -	20.00	
Jaffna	250.00 -	280.00	400.00 -	450.00	500.00 -	550.00	600.00 -	650.00	-	-	950.00 -	1000.00	900.00 -	1000.00	-	-	19.00 -	20.00	20.00 -	21.00	
Vavuniya	90.00 -	300.00	600.00 -	600.00	600.00 -	800.00	1200.00 -	1200.00	1400.00 -	1600.00	1000.00 -	1000.00	1200.00 -	1200.00	1200.00 -	1200.00	18.00 -	20.00	17.00 -	18.00	
Mannar	-	-	-	-	-	-	-	-	-	-	-	-	-	-	-	-	-	-	-	-	
Killinochchi	-	-	-	-	-	-	-	-	-	-	-	-	-	-	-	-	-	-	-	-	
Mullaittivu	200.00 -	250.00	360.00 -	400.00	-	-	-	-	-	-	700.00 -	750.00	-	-	-	-	-	-	-	17.00 -	180.00
Batticaloa	-	-	-	-	-	-	-	-	-	-	-	-	-	-	-	-	-	-	-	-	
Trincomalee	-	-	-	-	-	-	90.00	-	-	-	-	-	-	-	-	-	-	-	-	-	

**Table 12: Selected Markets: Retail Price of Dried Fish (Rs/Kg)**

Week 35 : 24 - 30 August 2018

LOCATIONS	Dried Fish													
	Sprats		Kattawa		Thora		Mora		Balaya		Anguluwa		Salaya	
Colombo	550.00	1700.00	1000.00	1700.00	1300.00	1700.00	1000.00	1400.00	700.00	1100.00	850.00	1200.00	500.00	800.00
Gampaha	900.00	1300.00	1000.00	1400.00	1400.00	1550.00	1000.00	1200.00	720.00	820.00	850.00	1000.00	450.00	520.00
Kurunegala	-	-	-	-	-	-	-	-	-	-	-	-	-	-
Nikaweratiya	-	-	-	-	-	-	-	-	-	-	-	-	-	-
Dambulla	-	-	1100.00	1200.00	-	-	1000.00	1100.00	700.00	900.00	860.00	1000.00	-	-
Anuradhapura	600.00	800.00	920.00	1400.00	-	-	900.00	1200.00	650.00	900.00	900.00	1200.00	600.00	640.00
Thambuththegama	560.00	650.00	950.00	950.00	950.00	950.00	900.00	960.00	660.00	800.00	750.00	850.00	300.00	300.00
Polonnaruwa	-	-	-	-	-	-	-	-	-	-	-	-	-	-
Kaluthara	650.00	800.00	1100.00	1200.00	1400.00	1500.00	1100.00	1200.00	800.00	900.00	800.00	850.00	700.00	800.00
Badulla	700.00	900.00	1200.00	1300.00	-	-	1000.00	1100.00	700.00	800.00	600.00	700.00	-	-
Keppetipola	-	-	-	-	-	-	-	-	-	-	-	-	-	-
Moneragala	600.00	800.00	1200.00	1400.00	-	-	1000.00	1200.00	700.00	800.00	400.00	600.00	-	-
Kegalle	700.00	720.00	1200.00	1200.00	1550.00	1600.00	1150.00	1200.00	780.00	900.00	-	-	-	-
Ampara	640.00	720.00	1250.00	1400.00	-	-	1100.00	1200.00	900.00	900.00	680.00	680.00	-	-
Dehiattakandiya	-	-	-	-	-	-	-	-	-	-	-	-	-	-
Nuwaraeliya	660.00	680.00	1000.00	1100.00	1300.00	1400.00	1000.00	1100.00	800.00	850.00	980.00	990.00	420.00	440.00
Kandy	1000.00	1100.00	1200.00	1300.00	1600.00	1700.00	1000.00	1100.00	800.00	850.00	900.00	950.00	-	-
Puttalam	680.00	750.00	1000.00	1100.00	1100.00	1200.00	-	-	600.00	750.00	850.00	900.00	400.00	450.00
Hambantota	-	-	1200.00	1400.00	1000.00	1200.00	900.00	1000.00	700.00	800.00	700.00	1200.00	600.00	600.00
Rathnapura	-	-	-	-	-	-	-	-	-	-	-	-	-	-
Matara	700.00	900.00	1200.00	1500.00	1320.00	1400.00	900.00	1000.00	590.00	640.00	560.00	650.00	-	-
Galle	-	-	-	-	-	-	-	-	-	-	-	-	-	-
Tissamaharama	-	-	1200.00	1200.00	-	-	-	-	700.00	750.00	800.00	850.00	-	-
Meegoda	560.00	800.00	1200.00	1400.00	-	-	1120.00	1200.00	800.00	880.00	1000.00	1300.00	-	-
Embilipitiya	700.00	900.00	1200.00	1300.00	1100.00	1200.00	1000.00	1200.00	700.00	800.00	1000.00	1200.00	500.00	600.00
Jaffna	550.00	580.00	1100.00	1150.00	1250.00	1300.00	1000.00	1100.00	900.00	950.00	-	-	500.00	520.00
Vavuniya	400.00	600.00	900.00	1000.00	-	-	800.00	950.00	550.00	600.00	600.00	700.00	300.00	400.00
Mannar	-	-	-	-	-	-	-	-	-	-	-	-	-	-
Killinochchi	-	-	-	-	-	-	-	-	-	-	-	-	-	-
Mullaittivu	550.00	600.00	900.00	1000.00	-	-	-	-	-	-	-	-	400.00	450.00
Batticaloa	-	-	-	-	-	-	-	-	-	-	-	-	-	-
Trincomalee	-	-	-	-	-	-	-	90.00	-	-	-	-	-	-



**Table 13: Selected Markets: Retail Price of Meat (Rs/Kg)**

Week 35 : 24 - 30 August 2018

LOCATIONS	Meat		Meat (Chicken)			Meat				
	Beef		Broiler	Curry		Mutton	Pork			
Colombo	950.00	- 1000.00	540.00	- 690.00	600.00	- 790.00	1800.00	- 1900.00	620.00	- 700.00
Gampaha	-	-	580.00	- 600.00	750.00	- 780.00	2000.00	- 2000.00	660.00	- 660.00
Kurunegala	-	-	-	-	-	-	-	-	-	-
Nikaweratiya	-	-	-	-	-	-	-	-	-	-
Dambulla	-	-	440.00	- 530.00	-	-	-	-	-	-
Anuradhapura	-	-	-	-	380.00	- 420.00	-	-	550.00	- 550.00
Thambuththegama	800.00	- 800.00	420.00	- 460.00	-	-	1500.00	- 1500.00	600.00	- 650.00
Polonnaruwa	-	-	-	-	-	-	-	-	-	-
Kaluthara	850.00	- 900.00	480.00	- 520.00	500.00	- 550.00	-	-	700.00	- 750.00
Badulla	850.00	- 850.00	520.00	- 550.00	650.00	- 700.00	1900.00	- 1900.00	-	-
Keppetipola	-	-	-	-	-	-	-	-	-	-
Moneragala	800.00	- 800.00	500.00	- 630.00	700.00	- 700.00	-	-	650.00	- 800.00
Kegalle	950.00	- 1000.00	450.00	- 500.00	-	-	1800.00	- 1850.00	-	-
Ampara	-	-	-	-	440.00	- 440.00	-	-	-	-
Dehiattakandiya	-	-	-	-	-	-	-	-	-	-
Nuwaraeliya	980.00	- 1000.00	460.00	- 480.00	540.00	- 580.00	2000.00	- 2200.00	650.00	- 660.00
Kandy	900.00	- 950.00	520.00	- 550.00	520.00	- 540.00	1650.00	- 1700.00	-	-
Puttalam	950.00	- 1100.00	520.00	- 580.00	650.00	- 700.00	1800.00	- 2000.00	-	-
Hambantota	650.00	- 700.00	550.00	- 560.00	500.00	- 540.00	1600.00	- 1700.00	-	-
Rathnapura	-	-	-	-	-	-	-	-	-	-
Matara	700.00	- 700.00	560.00	- 560.00	560.00	- 580.00	1800.00	- 1800.00	700.00	- 700.00
Galle	-	-	-	-	-	-	-	-	-	-
Tissamaharama	-	-	500.00	- 550.00	500.00	- 550.00	-	-	-	-
Meegoda	-	-	440.00	- 465.00	-	-	-	-	-	-
Embilipitiya	800.00	- 800.00	440.00	- 480.00	450.00	- 460.00	2000.00	- 2000.00	640.00	- 700.00
Jaffna	850.00	- 900.00	480.00	- 550.00	750.00	- 800.00	1800.00	- 2000.00	-	-
Vavuniya	800.00	- 800.00	500.00	- 550.00	700.00	- 750.00	-	-	-	-
Mannar	-	-	-	-	-	-	-	-	-	-
Killinochchi	-	-	-	-	-	-	-	-	-	-
Mullaittivu	760.00	- 760.00	600.00	- 620.00	-	-	-	-	-	-
Batticaloa	-	-	-	-	-	-	-	-	-	-
Trincomalee	-	-	-	-	-	-	-	-	90.00	-

**Table 14: Colombo: Wholesale Prices (Rs/Kg or Rs/Pieces)**

**Week 35 : 24 - 30 August 2018**

COMMODITY	Range	Average Price			Change Compared to		COMMODITY	Range	Average Price			Change Compared to	
		This Week	Last Week	Last Year	Last Week (%)	Last Year (%)			This Week	Last Week	Last Year	Last Week (%)	Last Year (%)
<b><u>Rice</u></b>							<b><u>Coconut</u></b>						
<b>Local</b>							<b>Large</b>						
Samba 1	106.00 - 110.00	108.60	108.40	97.92	0.18	10.91	55.00 - 60.00	58.17	56.92	64.36	2.18	-9.63	
Samba 2	100.00 - 104.00	102.40	102.50	93.33	-0.10	9.71	Small	35.00 - 50.00	40.77	37.14	53.82	9.76	-24.25
Samba 3	-	-	-	-	-	-	<b><u>Fruits (Rs/Fruit)</u></b>						
Nadu 1	90.00 - 90.00	90.00	90.00	-	0.00	-	<b>Plantain</b>						
Nadu 2	76.00 - 80.00	77.70	77.90	88.58	-0.26	-12.29	Ambul (Rs/Kg)	30.00 - 50.00	41.67	43.33	92.73	-3.85	-55.07
Raw (Red)	65.00 - 68.00	67.60	67.00	76.92	0.90	-12.11	Kolikuttu (Rs/Kg)	100.00 - 120.00	108.18	110.00	144.00	-1.65	-24.87
Raw (White)	72.00 - 75.00	73.50	73.90	84.00	-0.54	-12.50	Seeni (Rs/Kg)	50.00 - 70.00	59.09	60.00	90.00	-1.52	-34.34
<b>Imported</b>							<b>Anamalu</b>						
Samba	108.00 - 112.00	110.22	109.60	78.83	0.57	39.82	Ambun	15.00 - 20.00	17.50	18.40	22.88	-4.89	-23.50
Nadu	-	-	-	70.83	-	-	Papaw(Rs/Kg)	100.00 - 130.00	111.00	113.64	60.42	-2.32	83.72
Raw (Red)	-	-	-	-	-	-	Passion Fruit	10.00 - 15.00	12.78	13.00	9.14	-1.71	39.76
Raw (White)	-	-	-	68.17	-	-	Pineapple Large	170.00 - 200.00	183.00	173.50	240.00	5.48	-23.75
<b><u>Dried Chillies</u></b>							<b>Pineapple Medium</b>						
Imported	235.00 - 245.00	242.50	243.50	180.00	-0.41	34.72	Pineapple Small	100.00 - 130.00	111.00	102.00	131.43	8.82	-15.54
<b><u>Onion</u></b>							<b>Mango</b>						
Sinnan	70.00 - 80.00	76.50	87.50	-	-12.57	-	Betti	35.00 - 40.00	38.14	35.75	-	6.69	-
Vedalan	95.00 - 110.00	102.78	110.00	192.50	-6.57	-46.61	Karthakolomban	100.00 - 140.00	114.44	95.00	93.50	20.47	22.40
Imported	-	-	-	-	-	-	Vilad	40.00 - 50.00	46.89	46.25	38.30	1.38	22.43
<b><u>Big Onion</u></b>							<b>Kohu</b>						
Imported	77.00 - 80.00	78.60	85.90	94.58	-8.50	-16.90	<b><u>Other</u></b>						
Local	-	-	-	107.50	-	-	Wood Apple	10.00 - 15.00	11.78	15.10	19.08	-22.00	-38.26
<b><u>Potato</u></b>							<b>Orange</b>						
Welimada	100.00 - 110.00	105.00	143.00	113.33	-26.57	-7.35	Avocado	30.00 - 40.00	34.00	34.50	33.89	-1.45	0.33
N'Eliya	120.00 - 130.00	125.00	165.00	138.75	-24.24	-9.91	Slime Apple	20.00 - 30.00	25.71	23.00	38.75	11.80	-33.64
Imported	78.00 - 85.00	80.90	83.80	88.17	-3.46	-8.24	Grapes (Imp., Rs/Kg)	428.00 - 550.00	470.50	522.25	477.60	-9.91	-1.49
<b><u>Pulses</u></b>							<b>King Coconut</b>						
Green Gram	200.00 - 205.00	201.50	203.00	209.17	-0.74	-3.67	50.00 - 60.00	57.14	56.67	40.00	0.84	42.86	
Cowpea (White)	195.00 - 200.00	196.50	197.50	235.50	-0.51	-16.56	<b><u>Sea Fish</u></b>						
Cowpea (Red)	145.00 - 260.00	189.00	190.50	296.67	-0.79	-36.29	Salaya	150.00 - 200.00	176.67	273.75	125.45	-35.46	40.82
Red Dhal	95.00 - 100.00	97.10	96.80	129.42	0.31	-24.97	Hurulla	200.00 - 250.00	90.00	375.71	263.64	-39.16	-13.30
<b><u>Vegetable</u></b>							<b>Balaya</b>						
Beans (Butter)	-	-	-	-	-	-	250.00 - 350.00	293.75	381.00	283.64	-22.90	3.57	
Beans(Green)	70.00 - 100.00	87.50	113.64	94.17	-23.00	-7.08	Kelawalla	700.00 - 750.00	735.71	714.29	648.00	-	13.54
Carrot	240.00 - 280.00	258.33	269.17	74.17	-4.02	248.31	Thora	1300.00 - 1600.00	1487.50	1414.29	1277.78	5.18	16.41
Leeks	40.00 - 60.00	48.75	53.33	48.75	-8.59	0.00	Paraw	500.00 - 600.00	566.67	642.00	638.00	-11.73	-11.18
Beetroot	50.00 - 90.00	72.14	78.33	37.86	-7.90	90.57	Mora	550.00 - 650.00	605.56	605.00	588.00	0.09	2.99
Knolkhol	20.00 - 30.00	25.00	31.67	43.33	-21.05	-42.31	Shrimps (Small)	800.00 - 900.00	875.00	1100.00	920.00	-20.45	-4.89
Raddish	20.00 - 35.00	25.83	29.17	24.17	-11.43	6.90	Thalapath	700.00 - 900.00	803.00	845.00	805.00	-4.97	-0.25
Cabbage	80.00 - 110.00	98.46	95.83	35.00	2.74	181.32	<b><u>Eggs</u></b>						
Tomato	25.00 - 50.00	35.83	43.33	125.00	-17.31	-71.33	Brown	17.20 - 17.50	17.35	18.30	12.75	-5.19	36.08
Ladies Fingers	30.00 - 40.00	33.33	37.50	34.17	-11.11	-2.44	White	16.20 - 16.50	16.35	17.30	10.75	-5.49	52.09
Brinjal	90.00 - 130.00	110.00	87.50	101.43	25.71	8.45	<b><u>Dried Fish</u></b>						
Capsicum	100.00 - 140.00	119.17	125.00	75.83	-4.67	57.14	Sprats	900.00 - 1000.00	945.00	1005.00	1042.00	-5.97	-9.31
Pumpkin	50.00 - 70.00	58.33	70.00	34.58	-16.67	68.67	Sprats (Imported)	500.00 - 560.00	532.00	540.00	517.00	-1.48	2.90
Cucumber	10.00 - 18.00	12.29	11.62	28.75	5.77	-57.27	Kattawa	800.00 - 900.00	846.00	856.00	841.00	-1.17	0.59
Bitter Gourd	50.00 - 90.00	61.43	62.14	93.57	-1.15	-34.35	Kattawa (Imported)	700.00 - 800.00	756.00	774.44	781.00	-2.38	-3.20
Snake Gourd	50.00 - 60.00	53.08	50.00	78.33	6.15	-32.24	Thora	-	-	-	1155.00	-	-
Drumstick	50.00 - 80.00	60.83	50.00	19.58	21.67	210.64	Thora (Imported)	1200.00 - 1200.00	1200.00	-	1040.00	-	15.38
Luffa	40.00 - 60.00	44.00	45.00	64.58	-2.22	-31.87	Mora	800.00 - 900.00	850.00	853.00	841.00	-0.35	1.07
Long Beans	50.00 - 70.00	56.67	60.00	65.00	-5.56	-12.82	Mora (Imported)	700.00 - 850.00	770.00	762.22	804.00	1.02	-4.23
Ash Plantain	70.00 - 80.00	73.33	79.17	65.83	-7.37	11.39	Balaya	500.00 - 560.00	530.00	542.00	381.00	-2.21	39.11
Green Chillies	60.00 - 100.00	84.17	125.00	249.17	-32.67	-66.22	Balaya (Imported)	400.00 - 500.00	433.33	437.50	368.00	-0.95	17.75
Lime	30.00 - 80.00	54.17	35.83	140.83	51.16	-61.54	Anguluwa	750.00 - 850.00	800.00	800.00	780.00	0.00	2.56
<b><u>Root Crops</u></b>							<b>Anguluwa (Imported)</b>						
Sweet Potato	60.00 - 65.00	62.00	60.45	64.73	2.56	-4.21	600.00 - 750.00	704.44	702.22	781.00	0.32	-9.80	
Manioc	20.00 - 30.00	23.00	19.55	34.55	17.67	-33.42	Maduwa	600.00 - 700.00	650.00	633.33	480.00	2.63	35.42
<b><u>Leafy Vegetable</u></b>							<b>Maduwa (Imported)</b>						
Mukunuwenna	20.00 - 25.00	22.00	22.44	17.90	-1.98	22.91	-	-	-	375.00	368.00	-	-
Kankun	20.00 - 25.00	22.00	22.44	17.90	-1.98	22.91	Koduwa	-	-	-	-	-	-
Gotukola (Rs/Kg)	70.00 - 90.00	77.27	78.50	71.50	-1.56	8.07	Koduwa (Imported)	-	-	-	-	-	-
							Salaya	250.00 - 350.00	312.00	325.00	277.00	-4.00	12.64
							Salaya (Imported)	-	-	-	-	-	-

**This Week:** Week 35 : 24 - 30 August 2018

**Last Week:** Week 34 : 17 - 23 August 2018

**Table 15: Colombo & Suburbs: Retail Prices (Rs/Kg or Rs/Piece)**  
**Week 35 : 24 - 30 August 2018**

COMMODITY	Range	Average Price			Change Compared to		COMMODITY	Range	Average Price			Change Compared to	
		This Week	Last Week	Last Year	Last Week	Last Year (%)			This Week	Last Week	Last Year	Last Week	Last Year (%)
<b><u>Rice</u></b>							<b><u>Coconut</u></b>						
<b>Local</b>							<b>Large</b>						
Samba 1	115.00 - 125.00	118.83	118.46	109.71	0.37	8.31	65.00 - 85.00	71.94	66.89	77.27	5.05	-6.90	
Samba 2	100.00 - 110.00	109.24	109.62	99.64	-0.38	9.63	40.00 - 60.00	51.57	46.11	62.11	5.46	-16.96	
Samba 3	.	.	.	.	.	.	<b><u>Fruits (Rs/Fruit)</u></b>						
Nadu 1	95.00 - 95.00	95.00	96.43	.	-1.43	.	<b>Plantain</b>						
Nadu 2	80.00 - 90.00	87.20	87.74	97.21	-0.54	-10.30	Ambul (Rs/Kg)	80.00 - 120.00	93.51	96.92	144.84	-3.41	-35.44
Raw (Red)	75.00 - 90.00	79.97	79.22	88.41	0.75	-9.55	Kolikuttu (Rs/Kg)	140.00 - 200.00	169.69	170.79	207.78	-1.10	-18.33
Raw (White)	80.00 - 90.00	84.10	85.00	92.74	-0.90	-9.31	Seeni (Rs/Kg)	90.00 - 130.00	115.15	116.94	135.81	-1.79	-15.21
<b>Imported</b>							Anamalu						
Samba	115.00 - 120.00	117.00	114.55	87.29	2.45	34.04	Ambun	20.00 - 25.00	20.81	20.89	27.79	-0.07	-25.12
Nadu	.	.	.	82.97	.	.	Papaw(Rs/Kg)	120.00 - 200.00	162.90	165.00	108.57	-2.10	50.04
Raw (Red)	.	.	.	.	.	.	Passion Fruit	13.00 - 25.00	20.13	20.76	19.05	-0.63	5.68
Raw (White)	.	.	.	78.83	.	.	Pineapple Large	250.00 - 300.00	267.69	237.50	297.04	30.19	-9.88
<b><u>Dried Chillies</u></b>							Pineapple Medium						
Imported	280.00 - 350.00	318.26	323.00	237.62	-4.74	33.94	Pineapple Small	180.00 - 220.00	192.31	168.00	246.43	24.31	-21.96
<b><u>Onion</u></b>							<b>Mango</b>						
Sinnan	130.00 - 150.00	141.25	.	.	.	.	Betti	.	.	.	.	.	.
Vedalan	160.00 - 200.00	172.86	180.00	264.57	-7.14	-34.66	Karthakolomban	150.00 - 300.00	227.27	187.50	158.25	39.77	43.62
Imported	.	.	.	.	.	.	Vilad	50.00 - 80.00	71.82	71.11	61.71	0.71	16.37
<b><u>Big Onion</u></b>							Kohu						
Imported	100.00 - 130.00	113.75	117.14	132.70	-3.39	-14.28	<b><u>Other</u></b>						
<b>Local</b>							Wood Apple						
<b><u>Potato</u></b>							Orange						
Welimada	150.00 - 160.00	157.50	.	.	.	.	Avocado	40.00 - 90.00	57.19	57.74	64.49	-0.55	-11.32
N'Eliya	180.00 - 220.00	200.48	216.00	183.87	-15.52	9.03	Slime Apple	50.00 - 100.00	60.77	56.25	77.71	4.52	-21.80
Imported	100.00 - 120.00	113.64	117.74	115.11	-4.11	-1.28	Grapes (Imp., Rs/Kg)	700.00 - 900.00	801.72	772.33	803.23	29.39	-0.19
<b><u>Pulses</u></b>							King Coconut						
Green Gram	220.00 - 280.00	244.23	247.24	247.00	-3.01	-1.12	60.00 - 70.00	68.33	68.26	61.00	0.07	12.02	
Cowpea (White)	240.00 - 320.00	276.40	277.50	297.33	-1.10	-7.04	<b><u>Sea Fish</u></b>						
Cowpea (Red)	230.00 - 320.00	277.20	279.63	340.00	-2.43	-18.47	Salaya	200.00 - 360.00	272.27	322.00	199.12	-49.73	36.74
Red Dhal	110.00 - 140.00	126.03	125.59	155.39	0.45	-18.89	Hurulla	300.00 - 560.00	90.00	510.94	344.14	-97.19	20.23
<b><u>Vegetable</u></b>							Balaya						
Beans (Butter)	.	.	.	.	.	.	800.00 - 1400.00	1018.24	1011.48	919.26	.	.	10.77
Beans(Green)	110.00 - 200.00	150.00	195.48	150.26	-45.48	-0.17	Kelawalla	1600.00 - 2400.00	1808.82	1800.00	1677.69	8.82	7.82
Carrot	300.00 - 400.00	345.00	345.36	135.90	-0.36	153.87	Thora	700.00 - 1200.00	1074.62	1113.04	947.62	-38.43	13.40
Leeks	80.00 - 160.00	131.00	140.33	120.53	-9.33	8.69	Paraw	700.00 - 1200.00	1074.62	1113.04	947.62	-38.43	13.40
Beetroot	90.00 - 200.00	136.00	145.81	106.05	-9.81	28.24	Mora	650.00 - 1100.00	846.36	911.15	772.94	-64.79	9.50
Knolkhol	80.00 - 160.00	120.42	128.48	120.00	-8.07	0.35	Shrimps (Small)	950.00 - 1600.00	1221.05	1269.62	1128.85	-48.56	8.17
Raddish	60.00 - 120.00	98.85	110.00	96.39	-11.15	2.55	Thalpath	850.00 - 1400.00	1116.15	1124.33	1123.79	-8.18	-0.68
Cabbage	150.00 - 240.00	204.00	203.45	107.18	0.55	90.33	Brown	18.00 - 20.00	18.36	19.36	13.21	-0.99	38.99
Tomato	70.00 - 160.00	104.72	105.71	194.62	-0.99	-46.19	White	17.00 - 18.00	17.18	18.26	12.13	-1.07	41.71
Ladies Fingers	60.00 - 160.00	112.59	126.11	112.22	-13.52	0.33	<b><u>Dried Fish</u></b>						
Brinjal	120.00 - 240.00	176.55	158.00	176.18	18.55	0.21	Sprats	1000.00 - 1700.00	1243.33	1254.17	1236.66	-10.83	0.54
Capsicum	140.00 - 300.00	197.88	218.06	150.29	-20.19	31.67	Sprats (Imported)	550.00 - 900.00	726.25	730.19	764.00	-3.94	-4.94
Pumpkin	90.00 - 160.00	121.85	138.89	100.57	-17.04	21.16	Kattawa	1000.00 - 1700.00	1186.49	1192.42	1241.67	-5.94	-4.44
Cucumber	40.00 - 120.00	85.33	82.81	89.72	2.52	-4.89	Thora	1300.00 - 1700.00	1450.00	1450.00	1515.38	.	-4.31
Bitter Gourd	100.00 - 240.00	132.19	135.88	157.30	-3.69	-15.96	Mora	1000.00 - 1400.00	1157.14	1151.35	1139.29	5.79	1.57
Snake Gourd	100.00 - 200.00	146.00	143.45	140.00	2.55	4.29	Balaya	700.00 - 1100.00	906.82	911.54	851.61	-4.72	6.48
Drumstick	100.00 - 200.00	143.87	124.84	91.50	19.03	57.24	Anguluwa	850.00 - 1200.00	1107.14	1104.17	1037.50	2.98	6.71
Luffa	100.00 - 160.00	127.41	144.00	133.79	-16.59	-4.77	Maduwa	700.00 - 1000.00	883.33	875.00	825.00	8.33	7.07
Long Beans	100.00 - 200.00	136.54	145.00	134.55	-8.46	1.48	Koduwa	.	.	.	.	.	.
Ash Plantain	100.00 - 160.00	132.22	135.24	131.21	-3.02	0.77	Salaya	500.00 - 800.00	692.11	700.78	605.83	-8.68	14.24
Green Chillies	150.00 - 400.00	262.73	263.79	402.12	-1.07	-34.66	<b><u>Meat</u></b>						
Lime	100.00 - 200.00	162.41	146.39	284.78	16.02	-42.97	Beef (without Bones)	950.00 - 1000.00	958.33	958.33	958.33	0.00	0.00
<b><u>Root Crops</u></b>							Chicken (Broiler)						
Sweet Potato	100.00 - 160.00	132.50	126.67	118.67	5.83	11.66	540.00 - 690.00	588.95	585.60	512.20	3.35	14.98	
Manioc	40.00 - 100.00	78.26	76.67	91.48	1.59	-14.45	Chicken (Curry)	600.00 - 790.00	702.50	717.83	486.52	-15.33	44.39
<b><u>Leafy Vegetable</u></b>							Mutton						
Mukunuwema	30.00 - 50.00	38.62	39.23	38.48	-0.61	0.35	1800.00 - 1900.00	1828.57	1870.00	1790.00	-41.43	2.15	
Kankun	30.00 - 50.00	38.89	39.42	38.79	-0.53	0.26	Pork	620.00 - 700.00	656.67	646.67	583.33	10.00	12.57
Gotukola	30.00 - 50.00	40.00	40.77	40.15	-0.77	-0.38	.	.	.	.	.	.	.

This Week: Week 35 : 24 - 30 August 2018  
Last Week: Week 34 : 17 - 23 August 2018

Table 16: Farmgate/Producer Prices of Food Commodities in Selected Producing Areas (Rs/Kg)

Week 35 : 24 - 30 August 2018

COMMODITY	Range	Average Price	COMMODITY	Range	Average Price	COMMODITY	Range	Average Price
<b><u>Paddy</u></b>			<b><u>Vegetable (Up Country)</u></b>			<b>Snake Gourd</b>		
<b>Short Grain</b>			<b>Beans</b>			Dambulla	32.00 - 38.00	35.40
A'pura	40.00 - 50.00	45.25	Dambulla	50.00 - 67.00	60.20	Hambantota	70.00 - 75.00	72.50
P'narawa	-		Welimada	-		Embilipitiya	70.00 - 80.00	75.00
Kalawewa	37.00 - 40.00	38.33	Badulla	85.00 - 100.00	93.00	Matara	-	
Kurunegala	-		<b>Carrot</b>			A'pura	25.00 - 60.00	41.25
Dehiattakandiya	-		N'Eliya	260.00 - 265.00	262.00	<b>Luffa</b>		
Nikaweratiya	-		Welimada	-		Dambulla	36.00 - 40.00	38.40
Ampara	47.00 - 51.00	49.20	Hanguranketha	170.00 - 180.00	175.00	Hambantota	60.00 - 70.00	65.00
<b>Long Grain (White)</b>			<b>Leeks</b>			Embilipitiya	50.00 - 60.00	55.29
A'pura	32.00 - 40.00	36.67	N'Eliya	25.00 - 30.00	27.00	Matara	-	
P'narawa	-		Welimada	-		A'pura	50.00 - 50.00	50.00
Kalawewa	34.00 - 35.00	34.33	<b>Beetroot</b>			<b>Green Chillies</b>		
Kurunegala	-		N'Eliya	55.00 - 60.00	58.00	Dambulla	100.00 - 140.00	122.00
Dehiattakandiya	-		Dambulla	35.00 - 43.00	39.60	Hambantota	180.00 - 200.00	190.00
Embilipitiya	-		Kurunegala	-		Embilipitiya	140.00 - 155.00	148.86
Nikaweratiya	-		Welimada	-		Puttalam	70.00 - 100.00	86.00
Matara	38.00 - 40.00	38.67	Hanguranketha	40.00 - 50.00	45.00	A'pura	90.00 - 150.00	112.50
Hambantota	-		<b>Knol Khol</b>			<b>Pumpkin</b>		
Ampara	36.00 - 38.00	36.80	N'Eliya	25.00 - 30.00	28.00	Dambulla	35.00 - 40.00	37.40
<b>Long Grain (Red)</b>			Welimada	-		Hambantota	50.00 - 55.00	51.67
Matara	34.00 - 35.00	34.33	Hanguranketha	20.00 - 30.00	25.00	Embilipitiya	50.00 - 60.00	55.00
Hambantota	30.00 - 34.00	32.00	<b>Raddish</b>			Matara	-	
A'pura	-		N'Eliya	25.00 - 30.00	28.00	A'pura	40.00 - 70.00	55.00
Embilipitiya	35.00 - 36.00	35.50	Welimada	-		Moneragala	35.00 - 40.00	38.33
<b><u>Other Food Crops</u></b>			Hambantota	-		<b>Cucumber</b>		
<b>Dried Chillies</b>			Hanguranketha	-		A'pura	10.00 - 15.00	13.00
A'pura	-		<b>Cabbage</b>			Dambulla	7.50 - 10.00	8.70
Kalawewa	-		N'Eliya	95.00 - 100.00	97.00	Hambantota	-	
<b>Red Onion</b>			Welimada	-		Matara	-	
Puttalam	75.00 - 85.00	81.00	Badulla	70.00 - 80.00	75.00	<b>Long Beans</b>		
Jaffna	50.00 - 60.00	56.00	Hanguranketha	50.00 - 65.00	58.33	Dambulla	33.00 - 90.00	38.40
<b>Big Onion</b>			<b>Tomato</b>			Hambantota	- 55.00	52.50
Dambulla	70.00 - 76.00	72.40	Welimada	-		Embilipitiya	65.00 - 80.00	71.67
Kalawewa	-		Hambantota	20.00 - 25.00	22.50	Matara	40.00 - 50.00	46.67
A'pura	-		Dambulla	20.00 - 26.00	23.40	A'pura	45.00 - 60.00	52.50
<b>Potato</b>			Hanguranketha	30.00 - 40.00	35.00	<b>Ash Plantain</b>		
N'Eliya	95.00 - 100.00	97.86	<b><u>Vegetable (Low Country)</u></b>			Hambantota	40.00 - 50.00	45.00
Badulla	-		<b>Ladies Fingers</b>			Embilipitiya	45.00 - 55.00	50.40
Welimada	-		A'pura	15.00 - 30.00	22.50	Matara	40.00 - 50.00	43.33
<b><u>Pulses</u></b>			Dambulla	19.00 - 24.00	21.60	<b>Lime</b>		
<b>Green Gram</b>			Hambantota	40.00 - 45.00	42.50	Hambantota	50.00 - 60.00	55.00
Hambantota	-		Embilipitiya	40.00 - 50.00	43.57	Embilipitiya	65.00 - 75.00	70.33
Moneragala	140.00 - 150.00	146.67	Matara	40.00 - 50.00	46.67	Moneragala	25.00 - 28.00	26.00
Embilipitiya	170.00 - 180.00	174.00	<b>Brinjal</b>			<b><u>Fruits (Rs/Kg)</u></b>		
Nikaweratiya	-		A'pura	70.00 - 100.00	85.00	<b>Banana</b>		
A'pura	120.00 - 175.00	151.67	Dambulla	57.00 - 67.00	63.00	<b>Ambul</b>		
<b>Cowpea</b>			Hambantota	70.00 - 80.00	75.00	Moneragala	30.00 - 35.00	31.67
Hambantota	-		Embilipitiya	100.00 - 110.00	105.00	Embilipitiya	25.00 - 35.00	30.71
Nikaweratiya	-		Matara	50.00 - 80.00	60.00	Hambantota	30.00 - 35.00	32.50
Moneragala	150.00 - 160.00	156.67	Welimada	-		<b>Kolikuttu</b>		
Embilipitiya	140.00 - 152.00	147.40	<b>Capsicum</b>			Moneragala	70.00 - 100.00	86.67
<b>Maize</b>			Badulla	-		Embilipitiya	90.00 - 110.00	96.67
A'pura	43.00 - 50.00	46.50	Welimada	-		Hambantota	80.00 - 100.00	90.00
Kalawewa	-		<b>Bitter Gourd</b>			<b>Papaw</b>		
<b>Gingelly</b>			A'pura	25.00 - 60.00	40.00	Moneragala	-	
A'pura	200.00 - 220.00	209.00	Dambulla	33.00 - 43.00	38.00	Embilipitiya	80.00 - 90.00	85.00
Kalawewa	-		Hambantota	-		Hambantota	70.00 - 80.00	75.00
<b>Black Gram</b>			Embilipitiya	80.00 - 90.00	85.00	<b>Pineapple</b>		
A'pura	100.00 - 160.00	138.00	Matara	80.00 - 90.00	83.33	Divulapitiya	-	
Kalawewa	-							

**Annex 01 - Colombo Markets: Retail Prices of Rice and Subsidiary Food Crops (Rs/Kg)**

**Week 35 : 24 - 30 August 2018**

CROP	PETTAH	WELLAWATTA	KIRULAPONE	NUGEGODA	NARAHENPITA	DEMATAGODA	THOTALANGA	KADAWATHA	KIRIBATHGODA
<b><u>Rice</u></b>									
<b>Local</b>									
Samba 1	120.00 - 120.00	120.00 - 125.00	120.00 - 125.00	115.00 - 125.00	115.00 - 120.00	120.00 - 125.00	115.00 - 115.00	115.00 - 120.00	120.00 - 120.00
Samba 2	100.00 - 100.00	110.00 - 110.00	108.00 - 110.00	110.00 - 110.00	110.00 - 110.00	110.00 - 110.00	108.00 - 110.00	108.00 - 110.00	110.00 - 110.00
Samba 3	-	-	-	-	-	-	-	-	-
Nadu 1	-	95.00 - 95.00	95.00 - 95.00	95.00 - 95.00	-	-	95.00 - 95.00	-	95.00 - 95.00
Nadu 2	90.00 - 90.00	90.00 - 90.00	90.00 - 90.00	85.00 - 90.00	90.00 - 90.00	85.00 - 90.00	80.00 - 85.00	85.00 - 90.00	80.00 - 90.00
Raw (Red)	80.00 - 90.00	90.00 - 90.00	75.00 - 90.00	78.00 - 85.00	75.00 - 80.00	78.00 - 85.00	75.00 - 80.00	75.00 - 75.00	75.00 - 90.00
Raw (White)	80.00 - 90.00	90.00 - 90.00	80.00 - 90.00	80.00 - 90.00	80.00 - 90.00	80.00 - 85.00	80.00 - 90.00	80.00 - 80.00	80.00 - 90.00
<b>Imported</b>									
Samba	120.00 - 120.00	115.00 - 115.00	120.00 - 120.00	115.00 - 120.00	115.00 - 115.00	115.00 - 116.00	115.00 - 120.00	-	-
Nadu	-	-	-	-	-	-	-	-	-
Raw (Red)	-	-	-	-	-	-	-	-	-
Raw (White)	-	-	-	-	-	-	-	-	-
<b><u>Dried Chillies</u></b>									
Imported	350.00 - 350.00	320.00 - 340.00	300.00 - 350.00	320.00 - 340.00	320.00 - 350.00	280.00 - 300.00	280.00 - 320.00	300.00 - 300.00	300.00 - 320.00
<b><u>Red Onion</u></b>									
Sinnan	130.00 - 150.00	140.00 - 140.00	-	-	140.00 - 140.00	-	-	140.00 - 150.00	-
Vedalan	160.00 - 180.00	160.00 - 180.00	160.00 - 200.00	160.00 - 160.00	160.00 - 160.00	160.00 - 200.00	180.00 - 180.00	160.00 - 160.00	180.00 - 200.00
Imported	-	-	-	-	-	-	-	-	-
<b><u>Big Onion</u></b>									
Imported	100.00 - 120.00	120.00 - 120.00	100.00 - 120.00	120.00 - 130.00	100.00 - 120.00	115.00 - 120.00	100.00 - 110.00	110.00 - 120.00	110.00 - 120.00
Local	-	-	-	-	-	-	-	-	-
<b><u>Potato</u></b>									
Welimada	150.00 - 150.00	-	160.00 - 160.00	-	-	160.00 - 160.00	-	160.00 - 160.00	-
N'Eliya	180.00 - 180.00	200.00 - 220.00	190.00 - 200.00	200.00 - 200.00	200.00 - 220.00	200.00 - 200.00	-	180.00 - 200.00	180.00 - 180.00
Imported	100.00 - 120.00	120.00 - 120.00	120.00 - 120.00	120.00 - 120.00	100.00 - 120.00	120.00 - 120.00	120.00 - 120.00	100.00 - 110.00	100.00 - 120.00
<b><u>Pulses</u></b>									
Green Gram	240.00 - 260.00	220.00 - 280.00	240.00 - 260.00	240.00 - 280.00	240.00 - 260.00	230.00 - 250.00	220.00 - 230.00	220.00 - 240.00	240.00 - 260.00
Cowpea (White)	260.00 - 280.00	320.00 - 320.00	280.00 - 280.00	280.00 - 320.00	250.00 - 300.00	240.00 - 250.00	240.00 - 280.00	240.00 - 280.00	280.00 - 280.00
Cowpea (Red)	260.00 - 320.00	280.00 - 320.00	280.00 - 280.00	280.00 - 320.00	250.00 - 300.00	230.00 - 250.00	230.00 - 280.00	240.00 - 280.00	280.00 - 300.00
Red Dhal	130.00 - 140.00	120.00 - 130.00	120.00 - 130.00	110.00 - 140.00	115.00 - 140.00	110.00 - 130.00	115.00 - 130.00	120.00 - 130.00	130.00 - 140.00

**Annex 02 - Colombo Markets: Retail Prices of Vegetables (Rs/Kg) and Coconut (Rs/Nut)**

**Week 35 : 24 - 30 August 2018**

31

<b>CROP</b>	<b>PETTAH</b>	<b>WELLAWATTA</b>	<b>KIRULAPONE</b>	<b>NUGEGODA</b>	<b>NARAHENPITA</b>	<b>DEMATAGODA</b>	<b>THOTALANGA</b>	<b>KADAWATHA</b>	<b>KIRIBATHGODA</b>
<b><i>Vegetable</i></b>									
Beans	110.00 - 140.00	200.00 - 200.00	160.00 - 200.00	160.00 - 160.00	120.00 - 160.00	160.00 - 200.00	120.00 - 150.00	120.00 - 160.00	160.00 - 200.00
Carrot	350.00 - 380.00	400.00 - 400.00	360.00 - 400.00	400.00 - 400.00	350.00 - 400.00	300.00 - 400.00	300.00 - 360.00	300.00 - 300.00	300.00 - 380.00
Leeks	80.00 - 120.00	160.00 - 160.00	160.00 - 160.00	120.00 - 160.00	120.00 - 160.00	120.00 - 160.00	120.00 - 160.00	120.00 - 120.00	120.00 - 160.00
Beetroot	90.00 - 100.00	160.00 - 200.00	160.00 - 200.00	120.00 - 160.00	100.00 - 120.00	120.00 - 160.00	90.00 - 120.00	120.00 - 120.00	160.00 - 200.00
Knolkhol	80.00 - 100.00	160.00 - 160.00	120.00 - 160.00	120.00 - 160.00	100.00 - 120.00	160.00 - 160.00	80.00 - 120.00	120.00 - 120.00	120.00 - 160.00
Raddish	60.00 - 70.00	120.00 - 120.00	80.00 - 120.00	120.00 - 120.00	60.00 - 100.00	120.00 - 120.00	60.00 - 100.00	120.00 - 120.00	120.00 - 120.00
Cabbage	150.00 - 200.00	240.00 - 240.00	200.00 - 200.00	200.00 - 240.00	160.00 - 200.00	220.00 - 240.00	150.00 - 180.00	200.00 - 200.00	160.00 - 200.00
Tomato	70.00 - 80.00	140.00 - 160.00	120.00 - 160.00	80.00 - 120.00	80.00 - 100.00	100.00 - 120.00	70.00 - 80.00	120.00 - 120.00	100.00 - 120.00
Ladies Fingers	60.00 - 80.00	160.00 - 160.00	120.00 - 160.00	120.00 - 120.00	80.00 - 100.00	120.00 - 120.00	70.00 - 100.00	120.00 - 120.00	120.00 - 160.00
Brinjal	150.00 - 160.00	240.00 - 240.00	160.00 - 200.00	120.00 - 200.00	160.00 - 200.00	160.00 - 200.00	150.00 - 180.00	180.00 - 200.00	160.00 - 160.00
Capsicum	140.00 - 180.00	280.00 - 300.00	200.00 - 200.00	160.00 - 300.00	160.00 - 200.00	200.00 - 300.00	140.00 - 180.00	200.00 - 200.00	160.00 - 200.00
Pumpkin	90.00 - 100.00	120.00 - 160.00	120.00 - 160.00	120.00 - 120.00	90.00 - 120.00	100.00 - 160.00	100.00 - 120.00	120.00 - 120.00	120.00 - 160.00
Cucumber	40.00 - 60.00	120.00 - 120.00	80.00 - 120.00	80.00 - 80.00	60.00 - 80.00	80.00 - 120.00	40.00 - 80.00	80.00 - 120.00	80.00 - 120.00
Bitter Gourd	100.00 - 120.00	240.00 - 240.00	120.00 - 200.00	120.00 - 200.00	100.00 - 100.00	120.00 - 200.00	100.00 - 120.00	120.00 - 120.00	120.00 - 160.00
Snake Gourd	100.00 - 120.00	160.00 - 200.00	160.00 - 200.00	160.00 - 160.00	100.00 - 120.00	120.00 - 160.00	100.00 - 140.00	120.00 - 120.00	160.00 - 200.00
Drumstick	100.00 - 150.00	200.00 - 200.00	120.00 - 200.00	120.00 - 200.00	120.00 - 140.00	120.00 - 200.00	100.00 - 160.00	120.00 - 120.00	120.00 - 200.00
Luffa	100.00 - 120.00	160.00 - 160.00	120.00 - 160.00	120.00 - 160.00	100.00 - 120.00	120.00 - 160.00	100.00 - 120.00	100.00 - 120.00	160.00 - 160.00
Long Beans	120.00 - 140.00	200.00 - 200.00	160.00 - 200.00	120.00 - 160.00	120.00 - 120.00	120.00 - 160.00	100.00 - 120.00	120.00 - 120.00	120.00 - 160.00
Ash Plantain	100.00 - 120.00	160.00 - 160.00	120.00 - 160.00	120.00 - 160.00	100.00 - 100.00	160.00 - 160.00	120.00 - 140.00	120.00 - 120.00	120.00 - 160.00
Green Chillies	150.00 - 160.00	300.00 - 400.00	300.00 - 300.00	200.00 - 300.00	200.00 - 200.00	300.00 - 400.00	150.00 - 160.00	300.00 - 300.00	200.00 - 300.00
Lime	120.00 - 200.00	150.00 - 200.00	200.00 - 200.00	200.00 - 200.00	100.00 - 140.00	200.00 - 200.00	100.00 - 120.00	160.00 - 200.00	100.00 - 200.00
<b><i>Root Crops</i></b>									
Sweet Potato	120.00 - 130.00	160.00 - 160.00	160.00 - 160.00	120.00 - 160.00	100.00 - 120.00	160.00 - 160.00	100.00 - 120.00	120.00 - 120.00	120.00 - 120.00
Manioc	40.00 - 70.00	80.00 - 100.00	80.00 - 100.00	100.00 - 100.00	80.00 - 100.00	80.00 - 80.00	40.00 - 50.00	80.00 - 90.00	80.00 - 80.00
<b><i>Leafy Vegetable</i></b>									
Mukunuwenna	30.00 - 35.00	40.00 - 50.00	40.00 - 40.00	40.00 - 50.00	40.00 - 40.00	40.00 - 40.00	30.00 - 35.00	40.00 - 40.00	40.00 - 50.00
Kankun	30.00 - 35.00	40.00 - 50.00	40.00 - 40.00	40.00 - 50.00	40.00 - 40.00	40.00 - 40.00	30.00 - 35.00	40.00 - 40.00	40.00 - 40.00
Gotukola	30.00 - 35.00	40.00 - 50.00	40.00 - 40.00	40.00 - 50.00	40.00 - 40.00	40.00 - 40.00	30.00 - 35.00	40.00 - 40.00	40.00 - 40.00
<b><i>Coconut</i></b>									
Large	70.00 - 80.00	75.00 - 85.00	65.00 - 70.00	65.00 - 70.00	65.00 - 75.00	65.00 - 75.00	65.00 - 75.00	70.00 - 75.00	70.00 - 80.00
Small	40.00 - 60.00	60.00 - 60.00	40.00 - 60.00	40.00 - 55.00	40.00 - 50.00	45.00 - 60.00	40.00 - 60.00	50.00 - 60.00	55.00 - 60.00

**Annex 03 - Colombo Markets: Retail Prices of Fruits (Rs/Kg)**

**Week 35 : 24 - 30 August 2018**

CROP	PETTAH	WELLAWATTA	KIRULAPONE	NUGEGODA	NARAHENPITA	DEMATAGODA	THOTALANGA	KADAWATHA	KIRIBATHGODA
<b><i>Plantain</i></b>									
Ambul (Rs/Kg)	80.00 - 100.00	100.00 - 120.00	100.00 - 100.00	100.00 - 120.00	80.00 - 100.00	80.00 - 100.00	80.00 - 100.00	80.00 - 100.00	80.00 - 100.00
Kolikuttu (Rs/Kg)	160.00 - 180.00	180.00 - 200.00	180.00 - 200.00	150.00 - 180.00	180.00 - 200.00	160.00 - 180.00	180.00 - 180.00	140.00 - 150.00	160.00 - 180.00
Seeni (Rs/Kg)	90.00 - 100.00	100.00 - 130.00	120.00 - 120.00	120.00 - 120.00	120.00 - 130.00	100.00 - 120.00	90.00 - 100.00	120.00 - 120.00	120.00 - 130.00
Anamalu	15.00 - 18.00	18.00 - 20.00	18.00 - 18.00	16.00 - 18.00	17.00 - 20.00	16.00 - 18.00	15.00 - 18.00	15.00 - 18.00	16.00 - 18.00
Ambun	20.00 - 22.00	22.00 - 25.00	22.00 - 22.00	20.00 - 22.00	21.00 - 22.00	20.00 - 22.00	20.00 - 22.00	20.00 - 20.00	20.00 - 22.00
<b><i>Pineapple</i></b>									
Large	250.00 - 300.00	250.00 - 300.00	250.00 - 300.00	250.00 - 300.00	250.00 - 300.00	250.00 - 300.00	-	250.00 - 300.00	250.00 - 300.00
Medium	180.00 - 220.00	-	180.00 - 200.00	180.00 - 200.00	180.00 - 200.00	180.00 - 200.00	180.00 - 220.00	180.00 - 200.00	180.00 - 200.00
Small	120.00 - 150.00	-	120.00 - 150.00	120.00 - 150.00	120.00 - 120.00	120.00 - 120.00	160.00 - 160.00	150.00 - 150.00	130.00 - 140.00
<b><i>Mango</i></b>									
Betti	-	-	-	-	-	-	-	-	-
Karthakolomban	150.00 - 250.00	200.00 - 300.00	300.00 - 300.00	-	150.00 - 250.00	-	-	-	-
Vilad	60.00 - 80.00	60.00 - 80.00	60.00 - 80.00	60.00 - 60.00	60.00 - 80.00	-	50.00 - 50.00	80.00 - 80.00	80.00 - 80.00
Kohu	-	-	-	-	-	-	-	-	-
<b><i>Other Fruits</i></b>									
Wood Apple	20.00 - 25.00	60.00 - 60.00	35.00 - 50.00	60.00 - 60.00	40.00 - 60.00	40.00 - 50.00	25.00 - 30.00	40.00 - 50.00	40.00 - 50.00
Orange	30.00 - 40.00	60.00 - 60.00	40.00 - 60.00	50.00 - 60.00	40.00 - 60.00	30.00 - 40.00	30.00 - 40.00	35.00 - 40.00	35.00 - 40.00
Avocado	40.00 - 60.00	80.00 - 90.00	60.00 - 80.00	80.00 - 80.00	70.00 - 80.00	40.00 - 50.00	40.00 - 70.00	50.00 - 60.00	50.00 - 60.00
Slime Apple	50.00 - 60.00	100.00 - 100.00	50.00 - 80.00	60.00 - 80.00	50.00 - 60.00	50.00 - 50.00	50.00 - 60.00	50.00 - 60.00	50.00 - 60.00
Grapes (Rs/Kg)	700.00 - 900.00	700.00 - 900.00	700.00 - 900.00	800.00 - 900.00	800.00 - 900.00	900.00 - 900.00	700.00 - 900.00	800.00 - 800.00	800.00 - 800.00
Papaw (Rs/Kg)	120.00 - 150.00	180.00 - 200.00	170.00 - 180.00	150.00 - 180.00	160.00 - 200.00	150.00 - 160.00	130.00 - 150.00	130.00 - 160.00	160.00 - 180.00
Passion	13.00 - 14.00	25.00 - 25.00	21.00 - 25.00	16.00 - 25.00	17.00 - 20.00	14.00 - 14.00	20.00 - 20.00	20.00 - 25.00	20.00 - 25.00
King Coconut	60.00 - 70.00	70.00 - 70.00	60.00 - 80.00	60.00 - 70.00	70.00 - 70.00	70.00 - 70.00	60.00 - 220.00	70.00 - 70.00	60.00 - 70.00

**Annex 04 - Colombo Markets: Retail Prices of Sea Fish and Dried Fish (Rs/Kg)**

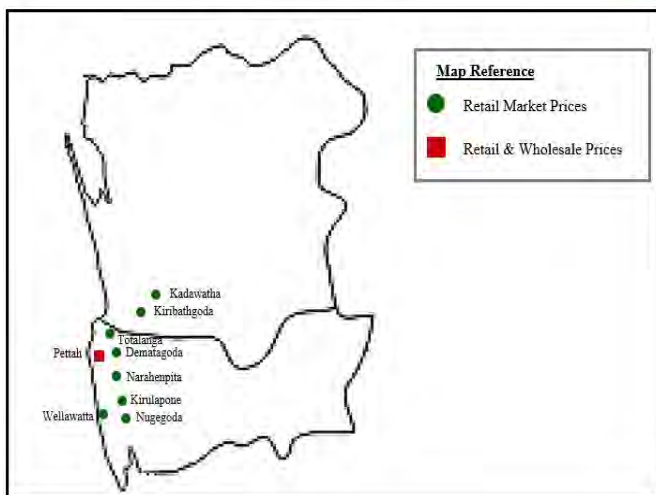
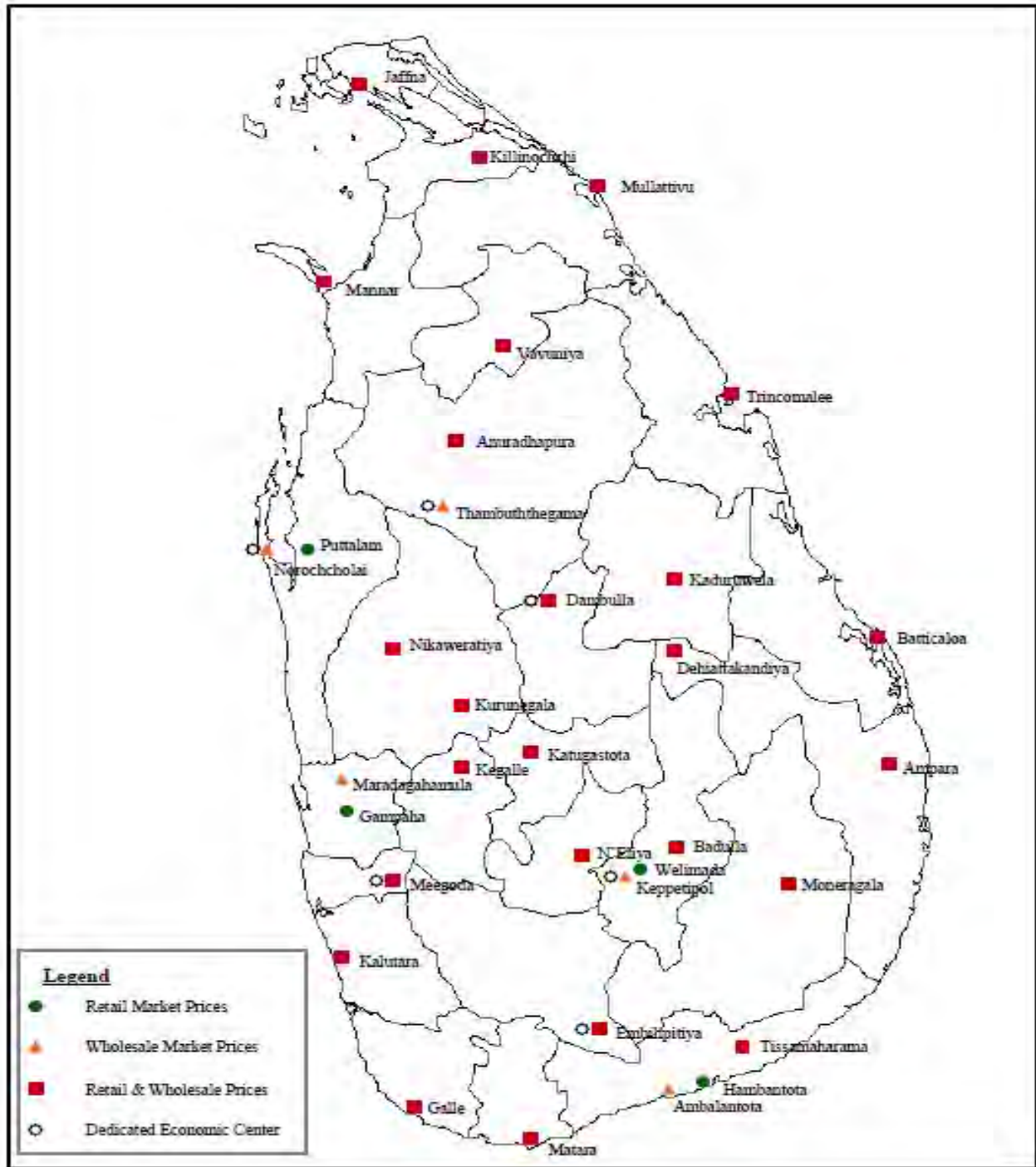
**Week 35 : 24 - 30 August 2018**

33

<b>CROP</b>	<b>PETTAH</b>	<b>WELLAWATTA</b>	<b>KIRULAPONE</b>	<b>NUGEGODA</b>	<b>NARAHENPITA</b>	<b>DEMATAGODA</b>	<b>THOTALANGA</b>	<b>KADAWATHA</b>	<b>KIRIBATHGODA</b>
<b><i>Sea Fish</i></b>									
Salaya	200.00 - 250.00	360.00 - 360.00	-	350.00 - 350.00	320.00 - 320.00	320.00 - 320.00	200.00 - 240.00	320.00 - 360.00	280.00 - 320.00
Hurulla	300.00 - 350.00	-	300.00 - 300.00	560.00 - 560.00	400.00 - 400.00	360.00 - 400.00	300.00 - 400.00	500.00 - 520.00	400.00 - 400.00
Balaya	350.00 - 400.00	920.00 - 920.00	400.00 - 400.00	-	720.00 - 720.00	800.00 - 800.00	600.00 - 600.00	880.00 - 920.00	800.00 - 850.00
Kelawalla	800.00 - 900.00	900.00 - 1100.00	1400.00 - 1400.00	1100.00 - 1100.00	1360.00 - 1360.00	1000.00 - 1000.00	800.00 - 900.00	840.00 - 1000.00	900.00 - 900.00
Thora	1600.00 - 1800.00	2400.00 - 2400.00	1700.00 - 1700.00	1800.00 - 1800.00	1600.00 - 1600.00	1600.00 - 1800.00	1600.00 - 1700.00	1600.00 - 1700.00	1700.00 - 1700.00
Paraw	700.00 - 750.00	1000.00 - 1200.00	-	1200.00 - 1200.00	-	1120.00 - 1200.00	800.00 - 800.00	1200.00 - 1200.00	-
Mora	700.00 - 750.00	980.00 - 980.00	-	-	800.00 - 800.00	800.00 - 800.00	650.00 - 650.00	1100.00 - 1100.00	800.00 - 800.00
Shrimps Small	950.00 - 1000.00	1400.00 - 1600.00	1300.00 - 1300.00	1100.00 - 1100.00	1400.00 - 1400.00	1200.00 - 1200.00	1200.00 - 1200.00	1100.00 - 1100.00	1100.00 - 1200.00
Talopath	850.00 - 1000.00	1300.00 - 1400.00	1200.00 - 1200.00	1100.00 - 1100.00	1300.00 - 1300.00	1100.00 - 1200.00	1100.00 - 1200.00	1200.00 - 1200.00	1200.00 - 1200.00
<b><i>Eggs (Rs/Egg)</i></b>									
Brown	18.00 - 18.50	19.00 - 19.00	18.00 - 18.00	-	19.00 - 19.00	19.00 - 20.00	18.00 - 18.50	18.00 - 18.00	18.00 - 18.00
White	17.00 - 17.50	18.00 - 18.00	17.00 - 17.00	-	17.00 - 17.00	17.00 - 18.00	17.00 - 17.50	17.00 - 17.00	17.00 - 17.00
<b><i>Dried Fish</i></b>									
Sprats	1100.00 - 1300.00	1600.00 - 1600.00	1200.00 - 1300.00	1000.00 - 1200.00	1600.00 - 1700.00	1000.00 - 1200.00	1000.00 - 1200.00	1000.00 - 1200.00	1000.00 - 1400.00
Kattawa	1000.00 - 1200.00	1700.00 - 1700.00	1300.00 - 1500.00	1100.00 - 1300.00	1200.00 - 1400.00	1300.00 - 1500.00	1200.00 - 1200.00	1000.00 - 1300.00	1000.00 - 1400.00
Thora	1400.00 - 1400.00	-	-	-	-	-	1300.00 - 1300.00	-	1700.00 - 1700.00
Mora	1000.00 - 1000.00	1400.00 - 1400.00	1200.00 - 1300.00	1200.00 - 1200.00	1400.00 - 1400.00	1300.00 - 1400.00	1000.00 - 1200.00	1100.00 - 1200.00	1200.00 - 1200.00
Balaya	700.00 - 800.00	1000.00 - 1000.00	1000.00 - 1000.00	900.00 - 1000.00	1000.00 - 1100.00	900.00 - 1100.00	800.00 - 800.00	900.00 - 900.00	800.00 - 800.00
Anguluwa	850.00 - 1000.00	-	1200.00 - 1200.00	1200.00 - 1200.00	1200.00 - 1200.00	1200.00 - 1200.00	-	1200.00 - 1200.00	1000.00 - 1200.00
Salaya	600.00 - 600.00	800.00 - 800.00	800.00 - 800.00	500.00 - 600.00	700.00 - 800.00	700.00 - 800.00	800.00 - 800.00	-	550.00 - 600.00
<b><i>Meat</i></b>									
Beef (without Bones)	950.00 - 950.00	950.00 - 950.00	1000.00 - 1000.00	-	-	-	-	-	-
Chicken (Broiler)	540.00 - 550.00	690.00 - 690.00	640.00 - 640.00	600.00 - 600.00	640.00 - 640.00	550.00 - 640.00	550.00 - 560.00	540.00 - 540.00	600.00 - 600.00
Chicken (Curry)	700.00 - 750.00	790.00 - 790.00	790.00 - 790.00	700.00 - 700.00	760.00 - 760.00	660.00 - 700.00	600.00 - 600.00	600.00 - 600.00	700.00 - 700.00
Mutton	1800.00 - 1800.00	1800.00 - 1800.00	1800.00 - 1800.00	-	-	-	-	1800.00 - 1800.00	1900.00 - 1900.00
Pork	-	-	700.00 - 700.00	-	-	-	-	650.00 - 650.00	620.00 - 620.00



# Price Collecting Areas





HARTI



Ministry of Agriculture

**Marketing, Food Policy and Agri-Business Division**  
**Hector Kobbekaduwa Agrarian Research and Training Institute**  
**No. 114, Wijerama Mawatha, Colombo 07.**

Phone: 011-2696981 Fax: 011-2682283

E-mail: mfpaharti@yahoo.com

Web: www.harti.gov.lk

**දෛනික චිළචිචි තොග මිල, ජංගම දුරකථනයෙන්**  
හෙක්ටර් කොතිබැකඩුව ගොවි කටයුතු පර්යේෂණ හා පුහුණුකිරීමේ ආයතනය අනුග්‍රහයෙන්

**මොබිටෙල් ජංගම මිල දර්ශනය**  
ජාතික ජංගම දුරකථන ජාලයෙන්

**6666**  
අමතන්න.  
මොබිටෙල් අද මිල - අඟ පහ  
මොබිටෙල් ජංගම දුරකථන ජාලයෙන්  
එදවරේ තොග මිල දැක්වේ.  
ජිනාවියකුට රු.2/-  
සෑහේ ගාස්තුවක් හා සේවාවක් ලබාදේ.