Hector Kobbekaduwa Agrarian Research and Training Institute
Data Management Division
(Wholesale Prices of Rice & Subsidiary Food Crops)

2026.01.06

Item	Pettah				Marandagahamula			
	Range	Average		Change *	Range	Average		Change *
	2026.01.06	2026.01.06	2026.01.05		2026.01.06	2026.01.06	2026.01.05	
Rice (Rs/kg)								
Samba 1	265.00 - 270.00	266.25	266.25		262.00 - 265.00	264.00	263.60	0.40
Samba 2	260.00 - 262.00	261.00	261.00		250.00 - 260.00	255.00	255.60	-0.60
Keeri Samba	340.00 - 350.00	345.00	355.00	-10.00	330.00 - 335.00	333.60	333.80	-0.20
Nadu 1	225.00 - 230.00	227.00	227.50	-0.50	227.00 - 228.00	227.60	227.60	
Nadu 2	220.00 - 222.00	221.00	221.00		218.00 - 224.00	221.40	220.80	0.60
Raw red	210.00 - 215.00	213.75	212.50	1.25	205.00 - 212.00	208.80	208.20	0.60
Raw White	215.00 - 220.00	216.00	216.00		206.00 - 210.00	208.40	209.60	-1.20
Imported Rice								
Ponne Samba	225.00 - 235.00	230.50	229.25	1.25	232.00 - 232.00	232.00	232.00	
Nadu	-				-			
Raw White	-				-			
Raw red								
Subsidiary Food Crops								
Dried Chillies (Rs/Kg)								
Imported	750.00 - 800.00	775.00	775.00					
Local								
Onion (Rs/Kg)								
Sinnan	-							
Vedalan	240.00 - 250.00	245.00	245.00					
Imported	250.00 - 320.00	285.00	315.00	-30.00				
Big Onion								
Imported	150.00 - 150.00	150.00	165.00	-15.00				
Local	-							
Potatoes (Rs/Kg)								
Welimada	-							
Nuwaraeliya	360.00 - 400.00	376.00	358.00	18.00				
Imported	130.00 - 290.00	182.50	190.00	-7.50				
Pulses (Rs/Kg)								
Green Gram	550.00 - 800.00	700.00	675.00	25.00				
Cowpea	750.00 - 800.00	775.00	775.00					
Red Dhal	250.00 - 255.00	253.00	253.00					
Consumption Item(Rs/Kg)								
Sugar(White)	190.00 - 195.00	192.50	194.00	-1.50				
Wheat Flour	145.00 - 175.00	160.00	160.50	-0.50				
Eggs (Rs/Egg)								
Brown	34.00 - 35.00	34.50	34.50					
White	32.00 - 33.00	32.50	32.50					

Data Management Division
Hector Kobbekaduwa Agrarian
Research and Training Institute
P.O. Box 1522
Colombo.

Hector Kobbekaduwa Agrarian Research and Training Institute
Data Management Division

Variety	2026.01.06 Peliyagoda Market	2026.01.06 Kandy Market	2026.01.06 Dambulla Market	2026.01.05 Meegoda Market	2026.01.06 Norochchole Market	2026.01.06 Thambuththegama Market	2026.01.06 Keppetipola Market	2026.01.06 Nuwaraeliya Market	2026.01.06 Bandarawela Market	2026.01.05 Veyangoda Market
Up Country Vegetable										
Beans	650 - 700	650 - 700	400 - 450	600 - 650	-	350 - 450	500 - 550	-	600 - 650	700 - 750
Carrot	350 - 400	400 - 430	340 - 420	440 - 460	-	380 - 440	320 - 350	-	370 - 400	370 - 420
Leeks	350 - 400	420 - 440	360 - 400	420 - 440	-	400 - 450	350 - 380	-	370 - 390	380 - 440
Beet root	-	620 - 650	500 - 550	630 - 650	500 - 550	650 - 700	-	-	-	630 - 670
Beet root (N Eliya)	650 - 700	680 - 700	650 - 700	-	-	-	500 - 550	-	540 - 560	-
Knolkhol	380 - 400	350 - 400	330 - 350	460 - 480	200 - 300	-	400 - 450	-	380 - 400	320 - 380
Raddish	150 - 200	150 - 170	100 - 130	200 - 220	50 - 100	120 - 150	80 - 100	-	130 - 150	130 - 150
Cabbage (N'Eliya)	-	270 - 280	-	-	-	-	220 - 250	-	250 - 300	-
Cabbage (Kandy)	250 - 300	230 - 250	200 - 250	340 - 360	120 - 180	200 - 250	-	-	-	250 - 300
Tomato	450 - 500	450 - 480	350 - 400	450 - 500	350 - 400	380 - 450	350 - 400	-	380 - 420	380 - 480
Low country Vegetable										
Ladies Fingers	160 - 200	180 - 200	140 - 160	220 - 240	200 - 220	180 - 220	-	-	180 - 200	200 - 240
Brinjals	200 - 250	350 - 380	300 - 350	380 - 420	300 - 350	280 - 350	280 - 300	-	220 - 260	350 - 420
Capsicum	600 - 700	650 - 700	600 - 800	780 - 850	800 - 900	700 - 900	600 - 650	-	600 - 700	700 - 800
Pumpkin	130 - 150	140 - 150	100 - 130	140 - 150	-	90 - 120	140 - 150	-	130 - 140	120 - 140
Cucumber	80 - 120	90 - 100	60 - 80	120 - 150	80 - 100	30 - 60	120 - 140	-	130 - 140	80 - 110
Bitter Gourd	550 - 600	350 - 400	400 - 500	480 - 550	600 - 650	300 - 350	-	-	530 - 550	450 - 550
Snake Gourd	200 - 250	280 - 300	200 - 300	330 - 350	180 - 300	180 - 200	-	-	300 - 330	260 - 300
Drumstick	-		-	-	-	-	-	-	-	-
Luffa	450 - 500	350 - 400	350 - 400	470 - 520	-	380 - 450	-	-	450 - 470	460 - 500
Long Beans	150 - 200	180 - 200	120 - 160	230 - 250	200 - 220	120 - 150	-	-	200 - 220	200 - 250
Ash Plantains	150 - 180	150 - 180	120 - 150	180 - 220	-	100 - 150	-	-	150 - 170	180 - 200
Green Chillies	600 - 700	550 - 650	600 - 750	850 - 900	750 - 750	650 - 800	600 - 650	-	600 - 700	750 - 800
Lime	150 - 200	150 - 180	120 - 140	180 - 240	-	120 - 150	-	-	200 - 220	160 - 200
Sweet Potatoe	220 - 250	170 - 180	150 - 180	200 - 220	-	160 - 200	200 - 220	-	200 - 220	200 - 220
Manioc	100 - 130	100 - 120	80 - 100	-	70 - 100	70 - 90	100 - 120	-	-	120 - 140
Eggplant	300 - 400	420 - 450	450 - 500	530 - 580	300 - 400	350 - 400			430 - 450	500 - 550
Potato(Imported)	130 - 290	135 - 160	135 - 155	145 - 165	-	155 - 165	-	-	160 - 170	140 - 170
Potato (Welimada)	-	-	-	-	-	-	320 - 350	-	330 - 350	310 - 320
Potato (Nuwaraeliya)	360 - 400	370 - 380	-	430 - 440	-	-	-	-	-	360 - 380
B'Onion Imported	150 - 150	130 - 170	130 - 160	155 - 175	-	150 - 165	170 - 190	-	165 - 175	140 - 160
Big-onion Local	-	-	-	-	-	-	-	-	-	-
Banana										
Ambul(Rs/Kg)	170 - 200	130 - 160								-
Kolikuttu	220 - 250	250 - 260								-
Seeni	100 - 130	120 - 140								-
Anamalu (Rs/Fruits)	33 - 37	-								-
Papaya (Rs/Kg)	250 - 260	200 - 220								-
Passion Fruits(Rs/Fruit	45 - 50									-
Other Fruits (Rs/Fruit)										
Pineapple - Large	300 - 340									
- Medium	250 - 280									-
- Small	200 - 230									-
Mango - Betti	-									
- Karathakol	85 - 115									-
Woodapple	45 - 50									-
Avocado	435 - 500									-
Orange	85 - 100									-

Data Management Division
Hector Kobbekaduwa Agrarian
Research and Training Institute
P.O. Box 1522

හෙක්ටර් කොබ්බෑකඩුව ගොවිකටයුතු පර්යේෂණ හා පුහුණු කිරීමේ ආයතනය

Hector Kobbekaduwa Agrarian Research and Training Institute

දත්ත කළමනාකරණ අංශය

තොග මිල ගණන් (කිලෝවකට රුපියල්)

Wholesale Prices (Rs/Kg)

වර්ගය	2026.01.06 පැලියගොඩ වෙළඳපොළ	2026.01.06 මහනුවර වෙළඳපොළ	2026.01.06 දඹුල්ල වෙළඳපොළ	2026.01.05 මීගොඩ වෙළඳපොළ	2026.01.06 නොරොච්චෝලේ වෙළඳපොළ	2026.01.06 තඹුත්තේගම වෙළඳපොළ	2026.01.06 කැප්පෙටිපොළ වෙළඳපොළ	2026.01.06 නුවරඑළිය වෙළඳපොළ	2026.01.06 බණ්ඩාරවෙල වෙළඳපොළ	2026.01.05 වෙයන්ගොඩ වෙළඳපොළ
උඩරට එළවළු										
බෝංචි	650 - 700	650 - 700	400 - 450	600 - 650	-	350 - 450	500 - 550	-	600 - 650	700 - 750
කැරට්	350 - 400	400 - 430	340 - 420	440 - 460	-	380 - 440	320 - 350	-	370 - 400	370 - 420
ලීක්ස්	350 - 400	420 - 440	360 - 400	420 - 440	-	400 - 450	350 - 380	-	370 - 390	380 - 440
බීට්රූට්	-	620 - 650	500 - 550	630 - 650	500 - 550	650 - 700	-	-	-	630 - 670
බීට්රූට් (නුවරඑළිය)	650 - 700	680 - 700	650 - 700	-	-	-	500 - 550	-	540 - 560	-
නෝකෝල්	380 - 400	350 - 400	330 - 350	460 - 480	200 - 300	-	400 - 450	-	380 - 400	320 - 380
රාබු	150 - 200	150 - 170	100 - 130	200 - 220	50 - 100	120 - 150	80 - 100	-	130 - 150	130 - 150
ගෝවා (නුවරඑළිය)	-	270 - 280	-	-	-	-	220 - 250	-	250 - 300	-
ගෝවා (නුවර)	250 - 300	230 - 250	200 - 250	340 - 360	120 - 180	200 - 250	-	-	-	250 - 300
තක්කාලි	450 - 500	450 - 480	350 - 400	450 - 500	350 - 400	380 - 450	350 - 400	-	380 - 420	380 - 480
පහතරට එළවළු										
බණ්ඩක්කා	160 - 200	180 - 200	140 - 160	220 - 240	200 - 220	180 - 220	-	-	180 - 200	200 - 240
වම්බටු	200 - 250	350 - 380	300 - 350	380 - 420	300 - 350	280 - 350	280 - 300	-	220 - 260	350 - 420
මාළු මිරිස්	600 - 700	650 - 700	600 - 800	780 - 850	800 - 900	700 - 900	600 - 650	-	600 - 700	700 - 800
වට්ටක්කා	130 - 150	140 - 150	100 - 130	140 - 150	-	90 - 120	140 - 150	-	130 - 140	120 - 140
පිපිඤ්ඤා	80 - 120	90 - 100	60 - 80	120 - 150	80 - 100	30 - 60	120 - 140	-	130 - 140	80 - 110
කරවිල	550 - 600	350 - 400	400 - 500	480 - 550	600 - 650	300 - 350	-	-	530 - 550	450 - 550
පතෝල	200 - 250	280 - 300	200 - 300	330 - 350	180 - 300	180 - 200	-	-	300 - 330	260 - 300
මුරුංගා	-		-	-	-	-	-	-	-	-
වැටකොළු	450 - 500	350 - 400	350 - 400	470 - 520	-	380 - 450	-	-	450 - 470	460 - 500
මෑකරල්	150 - 200	180 - 200	120 - 160	230 - 250	200 - 220	120 - 150	-	-	200 - 220	200 - 250
අළු කෙසෙල්	150 - 180	150 - 180	120 - 150	180 - 220	-	100 - 150	-	-	150 - 170	180 - 200
අමු මිරිස්	600 - 700	550 - 650	600 - 750	850 - 900	750 - 750	650 - 800	600 - 650	-	600 - 700	750 - 800
දෙහි	150 - 200	150 - 180	120 - 140	180 - 240	-	120 - 150	-	-	200 - 220	160 - 200
බතල	220 - 250	170 - 180	150 - 180	200 - 220	-	160 - 200	200 - 220	-	200 - 220	200 - 220
මඤ්ඤොක්කා	100 - 130	100 - 120	80 - 100	-	70 - 100	70 - 90	100 - 120	-	-	120 - 140
එළබටු	300 - 400	420 - 450	450 - 500	530 - 580	300 - 400	350 - 400			430 - 450	500 - 550
අර්තාපල් (ආනයනික)	130 - 290	135 - 160	135 - 155	145 - 165	-	155 - 165	-	-	160 - 170	140 - 170
අර්තාපල් (වැලිමඩ)	-	-	-	-	-	-	320 - 350	-	330 - 350	310 - 320
අර්තාපල් (නුවරඑළිය)	360 - 400	370 - 380	-	430 - 440	-	-	-	-	-	360 - 380
ලොකුළූණු (ආනයනික)	150 - 150	130 - 170	130 - 160	155 - 175	-	150 - 165	170 - 190	-	165 - 175	140 - 160
ලොකුළූණු දේශීය	-	-	-	-	-	-	-	-	-	-
කෙසෙල්										
ඇඹුල් (කිලෝවකට)	170 - 200	130 - 160								-
කෝලිකුට්ටු (කිලෝවකට)	220 - 250	250 - 260								-
සීනි (කිලෝවකට)	100 - 130	120 - 140								-
ආනමාළු (එකකට රු.)	33 - 37	-								-
ගස්ලබු (කිලෝවකට))	250 - 260	200 - 220								-
වැල්දොඩම් (එකකට රු.)	45 - 50									-
පළතුරු (එකකට රු.)										
අන්නාස -ලොකු ප්‍රමාණය	300 - 340									
- මධ්‍යම ප්‍රමාණය	250 - 280									-
- කුඩා ප්‍රමාණය	200 - 230									-
අඹ - බෙට්ටි	-									
-කර්තකොලොම්බන්	85 - 115									-
දිවුල්	45 - 50									-
අලිපේර	435 - 500									-
දොඩම්	85 - 100									-

Note:
Usually, the price collection for Veyangoda and Meegoda wholesale markets is done the previous day between 6.00 pm and 8.30 pm, and for all other wholesale markets, the price collection is done between 7.00 am and 2.00 pm.

Data Management Division
Hector Kobbekaduwa Agrarian Research and Training Institute
P.O. Box 1522
Colombo.

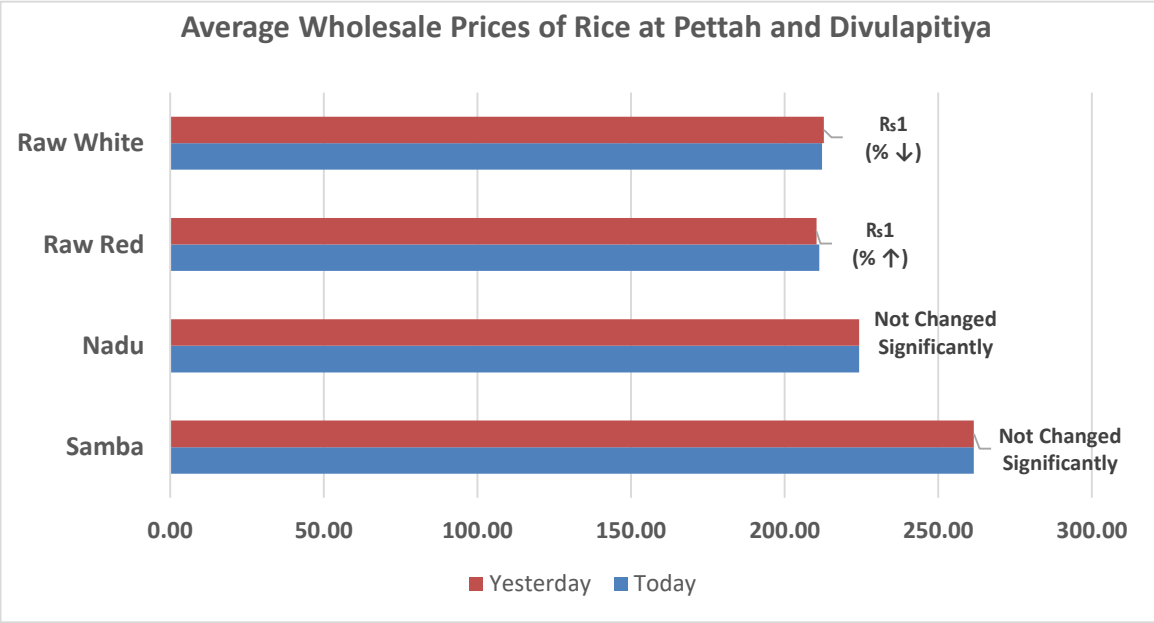
Average Wholesale Prices of Rice at Pettah and Divulapitiya
Raw White
Raw Red
Nadu
Samba
Rs1
(% ↓)
Rs1
(% ↑)
Not Changed
Significantly
Not Changed
Significantly
0.00
50.00
100.00
150.00
200.00
250.00
300.00
Yesterday
Today

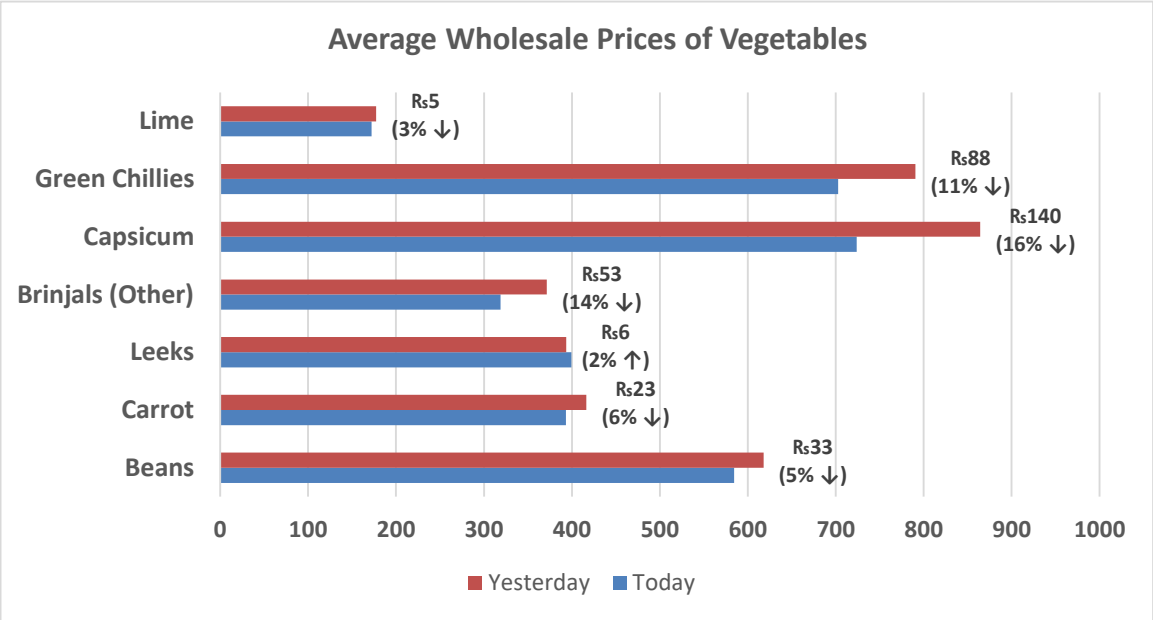
Average Wholesale Prices of Vegetables
Lime
Green Chillies
Capsicum
Brinjals (Other)
Leeks
Carrot
Beans
Rs5
(3% ↓)
Rs88
(11% ↓)
Rs140
(16% ↓)
Rs53
(14% ↓)
Rs6
(2% ↑)
Rs23
(6% ↓)
Rs33
(5% ↓)
0
100
200
300
400
500
600
700
800
900
1000
Yesterday
Today

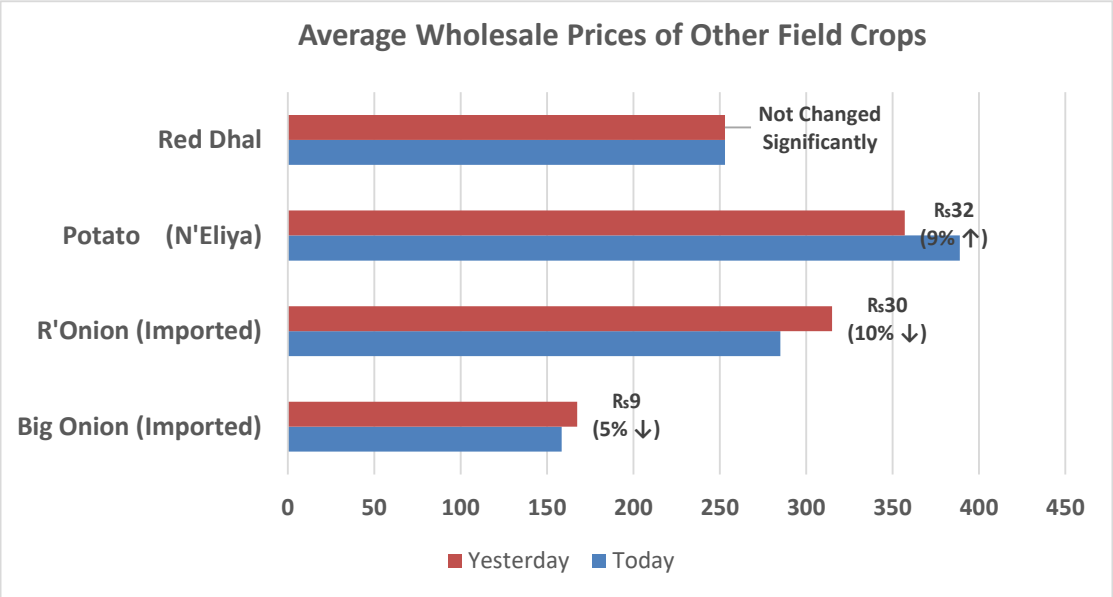
Average Wholesale Prices of Other Field Crops
Red Dhal
Potato (N'Eliya)
R'Onion (Imported)
Big Onion (Imported)
Not Changed Significantly
Rs32 (9% ↑)
Rs30 (10% ↓)
Rs9 (5% ↓)
0
50
100
150
200
250
300
350
400
450
Yesterday
Today

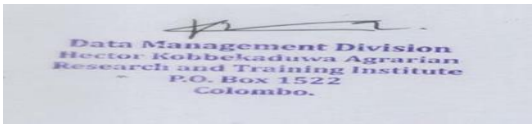
Data Management Division
Hector Kobbekaduwa Agrarian
Research and Training Institute
P.O. Box 1522
Colombo.