Hector Kobbekaduwa Agrarian Research and Training Institute
Data Management Division
(Wholesale Prices of Rice & Subsidiary Food Crops)

2026.01.01

Item	Pettah				Marandagahamula			
	Range	Average		Change *	Range	Average		Change *
	2026.01.01	2026.01.01	2025.12.31		2026.01.01	2026.01.01	2025.12.31	
Rice (Rs/kg)								
Samba 1	265.00 - 270.00	267.50	266.60	0.90	260.00 - 265.00	263.20	263.60	-0.40
Samba 2	260.00 - 262.00	261.00	260.67	0.33	250.00 - 258.00	254.40	254.60	-0.20
Keeri Samba	340.00 - 350.00	345.00	343.33	1.67	330.00 - 338.00	333.60	334.60	-1.00
Nadu 1	225.00 - 230.00	227.50	227.00	0.50	227.00 - 228.00	227.60	227.60	
Nadu 2	220.00 - 222.00	221.00	221.00		220.00 - 224.00	221.80	221.60	0.20
Raw red	210.00 - 215.00	212.50	212.50		206.00 - 214.00	209.60	208.60	1.00
Raw White	210.00 - 220.00	216.00	216.25	-0.25	205.00 - 214.00	209.80	210.20	-0.40
Imported Rice								
Ponne Samba	225.00 - 230.00	227.50	233.75	-6.25	230.00 - 230.00	230.00	231.00	-1.00
Nadu	-				-			
Raw White	-				-			
Raw red								
Subsidiary Food Crops								
Dried Chillies (Rs/Kg)								
Imported	750.00 - 800.00	775.00	775.00					
Local								
Onion (Rs/Kg)								
Sinnan	180.00 - 220.00	200.00	185.00	15.00				
Vedalan	-							
Imported	250.00 - 350.00	300.00	312.50	-12.50				
Big Onion								
Imported	150.00 - 200.00	175.00	190.00	-15.00				
Local	-							
Potatoes (Rs/Kg)								
Welimada	-							
Nuwaraeliya	320.00 - 350.00	338.00	350.00	-12.00				
Imported	140.00 - 200.00	170.00	182.50	-12.50				
Pulses (Rs/Kg)								
Green Gram	600.00 - 650.00	625.00	705.00	-80.00				
Cowpea	750.00 - 800.00	775.00	775.00					
Red Dhal	250.00 - 255.00	253.00	253.00					
Consumption Item(Rs/Kg)								
Sugar(White)	190.00 - 195.00	192.50	192.50					
Wheat Flour	145.00 - 175.00	160.00	160.00					
Eggs (Rs/Egg)								
Brown	36.00 - 37.00	36.50	36.50					
White	34.00 - 35.00	34.50	34.50					

Data Management Division
Hector Kobbekaduwa Agrarian
Research and Training Institute
P.O. Box 1522
Colombo.

Hector Kobbekaduwa Agrarian Research and Training Institute
Data Management Division

Variety	2026.01.01 Peliyagoda Market	2026.01.01 Kandy Market	2026.01.01 Dambulla Market	2025.12.31 Meegoda Market	2026.01.01 Norochchole Market	2026.01.01 Thambuththegama Market	2026.01.01 Keppetipola Market	2026.01.01 Nuwaraeliya Market	2026.01.01 Bandarawela Market	2025.12.31 Veyangoda Market
Up Country Vegetable										
Beans	400 - 500	850 - 900	800 - 850	900 - 950	-	650 - 700	700 - 750	750 - 800	650 - 750	950 - 1100
Carrot	250 - 300	320 - 350	280 - 350	330 - 370	-	280 - 320	220 - 240	300 - 310	220 - 250	350 - 400
Leeks	300 - 350	280 - 300	380 - 450	350 - 380	-	300 - 380	250 - 280	320 - 330	280 - 320	340 - 380
Beet root	500 - 520	-	540 - 560	680 - 700	550 - 600	650 - 680	-	-	-	-
Beet root (N Eliya)	550 - 600	-	650 - 680	-	-	-	450 - 500	400 - 410	480 - 500	-
Knolkhol	350 - 400	330 - 350	350 - 400	340 - 350	260 - 300	-	350 - 380	380 - 400	350 - 400	470 - 500
Raddish	150 - 200	140 - 150	130 - 150	160 - 180	50 - 80	160 - 180	130 - 150	160 - 180	140 - 150	150 - 180
Cabbage (N'Eliya)	-	320 - 330	-	-	-	-	200 - 250	320 - 330	200 - 240	-
Cabbage (Kandy)	250 - 300	250 - 300	200 - 230	340 - 360	170 - 200	250 - 300	-	-	-	300 - 400
Tomato	400 - 450	350 - 380	350 - 400	420 - 450	-	350 - 400	300 - 320	320 - 340	300 - 320	400 - 450
Low country Vegetable										
Ladies Fingers	100 - 150	-	110 - 150	200 - 210	140 - 160	150 - 200	-	-	170 - 180	220 - 250
Brinjals	400 - 500	400 - 450	450 - 500	340 - 370	-	500 - 580	320 - 350	-	400 - 430	500 - 600
Capsicum	1000 - 1200	900 - 1000	1100 - 1400	1350 - 1400	-	1100 - 1300	1000 - 1200	1100 - 1200	1100 - 1200	1400 - 1500
Pumpkin	120 - 140	110 - 120	90 - 120	135 - 140	70 - 80	80 - 100	110 - 120	-	110 - 120	105 - 120
Cucumber	100 - 150	120 - 140	70 - 100	130 - 150	80 - 100	80 - 100	100 - 110	-	130 - 140	120 - 150
Bitter Gourd	500 - 600	530 - 550	650 - 750	650 - 700	-	550 - 600	-	-	580 - 620	-
Snake Gourd	250 - 300	-	300 - 350	320 - 350	-	150 - 200	-	-	320 - 340	-
Drumstick	-		-	-	-	-	-	-	-	-
Luffa	350 - 400	400 - 420	400 - 450	-	200 - 250	300 - 360	-	-	400 - 440	-
Long Beans	150 - 250	230 - 250	100 - 180	200 - 280	100 - 140	80 - 120	-	-	250 - 280	250 - 280
Ash Plantains	150 - 180	150 - 180	130 - 150	180 - 200	-	150 - 180	-	-	150 - 170	200 - 220
Green Chillies	900 - 1000	1000 - 1100	1000 - 1200	1250 - 1300	900 - 1000	800 - 900	750 - 800	-	800 - 850	1100 - 1300
Lime	200 - 250	150 - 200	150 - 200	220 - 240	-	150 - 180	-	-	230 - 250	250 - 300
Sweet Potatoe	250 - 260	-	170 - 190	-	-	160 - 200	180 - 200	-	200 - 230	220 - 240
Manioc	80 - 120	-	80 - 100	-	80 - 100	70 - 90	100 - 120	-	-	-
Eggplant	500 - 550	-	480 - 550	630 - 650	-	450 - 530			530 - 550	-
Potato(Imported)	140 - 200	160 - 170	130 - 155	150 - 170	-	150 - 175	-	-	180 - 200	170 - 175
Potato (Welimada)	-	-	220 - 230	-	-	-	250 - 270	-	260 - 280	-
Potato (Nuwaraeliya)	320 - 350	320 - 330	-	330 - 340	-	-	-	310 - 320	-	300 - 320
B'Onion Imported	150 - 200	175 - 235	130 - 170	175 - 200	-	160 - 185	220 - 230	-	180 - 200	140 - 220
Big-onion Local	-	-	240 - 260	-	-	-	-	-	-	-
Banana										
Ambul(Rs/Kg)	170 - 200	100 - 120								-
Kolikuttu	250 - 280	-								-
Seeni	120 - 150	100 - 120								-
Anamalu (Rs/Fruits)	33 - 36	-								-
Papaya (Rs/Kg)	250 - 260	170 - 180								-
Passion Fruits(Rs/Fruit	40 - 45									-
Other Fruits (Rs/Fruit)										
Pineapple - Large	300 - 320									
- Medium	250 - 270									-
- Small	220 - 230									-
Mango - Betti	-									
- Karathakol	70 - 85									-
Woodapple	44 - 50									-
Avocado	500 - 500									-
Orange	85 - 100									-

Data Management Division
Hector Kobbekaduwa Agrarian
Research and Training Institute
P.O. Box 1522

හෙක්ටර් කොබ්බෑකඩුව ගොවිකටයුතු පර්යේෂණ හා පුහුණු කිරීමේ ආයතනය

Hector Kobbekaduwa Agrarian Research and Training Institute

දත්ත කළමනාකරණ අංශය

තොග මිල ගණන් (කිලෝවකට රුපියල්)

Wholesale Prices (Rs/Kg)

වර්ගය	2026.01.01 පැලියගොඩ වෙළඳපොළ	2026.01.01 මහනුවර වෙළඳපොළ	2026.01.01 දඹුල්ල වෙළඳපොළ	2025.12.31 මීගොඩ වෙළඳපොළ	2026.01.01 නොරොච්චෝලේ වෙළඳපොළ	2026.01.01 තඹුත්තේගම වෙළඳපොළ	2026.01.01 කැප්පෙටිපොළ වෙළඳපොළ	2026.01.01 නුවරඑළිය වෙළඳපොළ	2026.01.01 බණ්ඩාරවෙල වෙළඳපොළ	2025.12.31 වෙයන්ගොඩ වෙළඳපොළ
උඩරට එළවළු										
බෝංචි	400 - 500	850 - 900	800 - 850	900 - 950	-	650 - 700	700 - 750	750 - 800	650 - 750	950 - 1100
කැරට්	250 - 300	320 - 350	280 - 350	330 - 370	-	280 - 320	220 - 240	300 - 310	220 - 250	350 - 400
ලීක්ස්	300 - 350	280 - 300	380 - 450	350 - 380	-	300 - 380	250 - 280	320 - 330	280 - 320	340 - 380
බීට්රූට්	500 - 520	-	540 - 560	680 - 700	550 - 600	650 - 680	-	-	-	-
බීට්රූට් (නුවරඑළිය)	550 - 600	-	650 - 680	-	-	-	450 - 500	400 - 410	480 - 500	-
නෝකෝල්	350 - 400	330 - 350	350 - 400	340 - 350	260 - 300	-	350 - 380	380 - 400	350 - 400	470 - 500
රාබු	150 - 200	140 - 150	130 - 150	160 - 180	50 - 80	160 - 180	130 - 150	160 - 180	140 - 150	150 - 180
ගෝවා (නුවරඑළිය)	-	320 - 330	-	-	-	-	200 - 250	320 - 330	200 - 240	-
ගෝවා (නුවර)	250 - 300	250 - 300	200 - 230	340 - 360	170 - 200	250 - 300	-	-	-	300 - 400
තක්කාලි	400 - 450	350 - 380	350 - 400	420 - 450	-	350 - 400	300 - 320	320 - 340	300 - 320	400 - 450
පහතරට එළවළු										
බණ්ඩක්කා	100 - 150	-	110 - 150	200 - 210	140 - 160	150 - 200	-	-	170 - 180	220 - 250
වම්බටු	400 - 500	400 - 450	450 - 500	340 - 370	-	500 - 580	320 - 350	-	400 - 430	500 - 600
මාළු මිරිස්	1000 - 1200	900 - 1000	1100 - 1400	1350 - 1400	-	1100 - 1300	1000 - 1200	1100 - 1200	1100 - 1200	1400 - 1500
වට්ටක්කා	120 - 140	110 - 120	90 - 120	135 - 140	70 - 80	80 - 100	110 - 120	-	110 - 120	105 - 120
පිපිඤ්ඤා	100 - 150	120 - 140	70 - 100	130 - 150	80 - 100	80 - 100	100 - 110	-	130 - 140	120 - 150
කරවිල	500 - 600	530 - 550	650 - 750	650 - 700	-	550 - 600	-	-	580 - 620	-
පතෝල	250 - 300	-	300 - 350	320 - 350	-	150 - 200	-	-	320 - 340	-
මුරුංගා	-		-	-	-	-	-	-	-	-
වැටකොළු	350 - 400	400 - 420	400 - 450	-	200 - 250	300 - 360	-	-	400 - 440	-
මෑකරල්	150 - 250	230 - 250	100 - 180	200 - 280	100 - 140	80 - 120	-	-	250 - 280	250 - 280
අළු කෙසෙල්	150 - 180	150 - 180	130 - 150	180 - 200	-	150 - 180	-	-	150 - 170	200 - 220
අමු මිරිස්	900 - 1000	1000 - 1100	1000 - 1200	1250 - 1300	900 - 1000	800 - 900	750 - 800	-	800 - 850	1100 - 1300
දෙහි	200 - 250	150 - 200	150 - 200	220 - 240	-	150 - 180	-	-	230 - 250	250 - 300
බතල	250 - 260	-	170 - 190	-	-	160 - 200	180 - 200	-	200 - 230	220 - 240
මඤ්ඤොක්කා	80 - 120	-	80 - 100	-	80 - 100	70 - 90	100 - 120	-	-	-
එළබටු	500 - 550	-	480 - 550	630 - 650	-	450 - 530			530 - 550	-
අර්තාපල් (ආනයනික)	140 - 200	160 - 170	130 - 155	150 - 170	-	150 - 175	-	-	180 - 200	170 - 175
අර්තාපල් (වැලිමඩ)	-	-	220 - 230	-	-	-	250 - 270	-	260 - 280	-
අර්තාපල් (නුවරඑළිය)	320 - 350	320 - 330	-	330 - 340	-	-	-	310 - 320	-	300 - 320
ලොකුළූණු (ආනයනික)	150 - 200	175 - 235	130 - 170	175 - 200	-	160 - 185	220 - 230	-	180 - 200	140 - 220
ලොකුළූණු දේශීය	-	-	240 - 260	-	-	-	-	-	-	-
කෙසෙල්										
ඇඹුල් (කිලෝවකට)	170 - 200	100 - 120								-
කෝලිකුට්ටු (කිලෝවකට)	250 - 280	-								-
සීනි (කිලෝවකට)	120 - 150	100 - 120								-
ආනමාළු (එකකට රු.)	33 - 36	-								-
ගස්ලබු (කිලෝවකට))	250 - 260	170 - 180								-
වැල්දොඩම් (එකකට රු.)	40 - 45									-
පළතුරු (එකකට රු.)										
අන්නාස -ලොකු ප්‍රමාණය	300 - 320									
- මධ්‍යම ප්‍රමාණය	250 - 270									-
- කුඩා ප්‍රමාණය	220 - 230									-
අඹ - බෙට්ටි	-									
-කර්තකොලොම්බන්	70 - 85									-
දිවුල්	44 - 50									-
අලිපේර	500 - 500									-
දොඩම්	85 - 100									-

Note:
Usually, the price collection for Veyangoda and Meegoda wholesale markets is done the previous day between 6.00 pm and 8.30 pm, and for all other wholesale markets, the price collection is done between 7.00 am and 2.00 pm.

Data Management Division
Hector Kobbekaduwa Agrarian Research and Training Institute
P.O. Box 1522
Colombo.

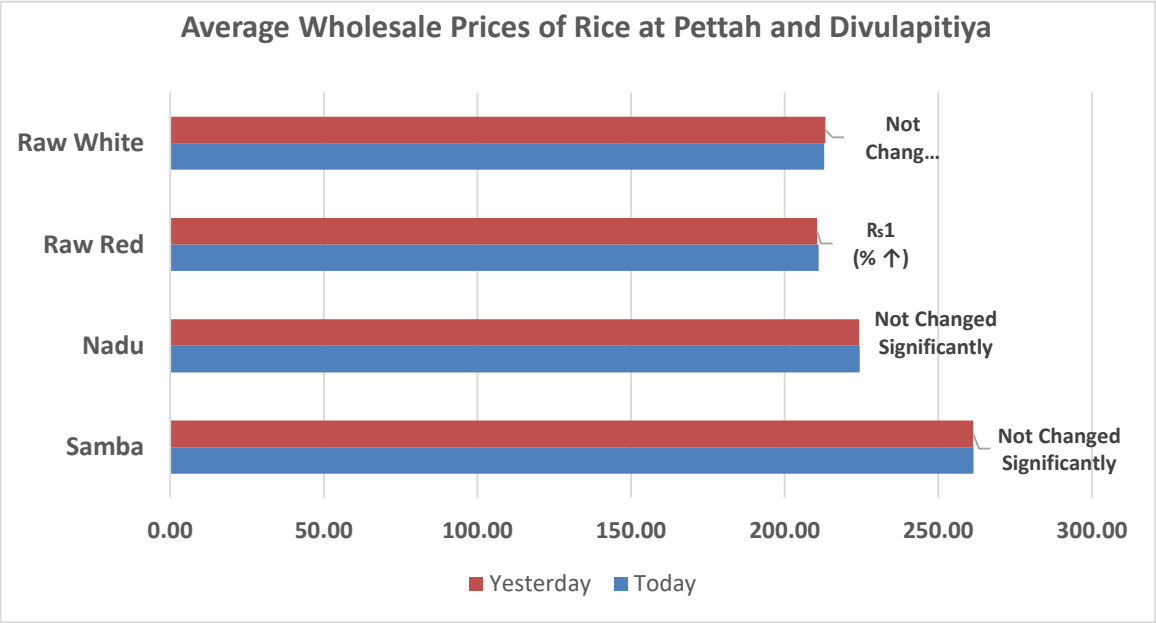
Average Wholesale Prices of Rice at Pettah and Divulapitiya
Raw White
Raw Red
Nadu
Samba
Not Chang...
Rs1 (% ↑)
Not Changed Significantly
Not Changed Significantly
0.00
50.00
100.00
150.00
200.00
250.00
300.00
Yesterday
Today

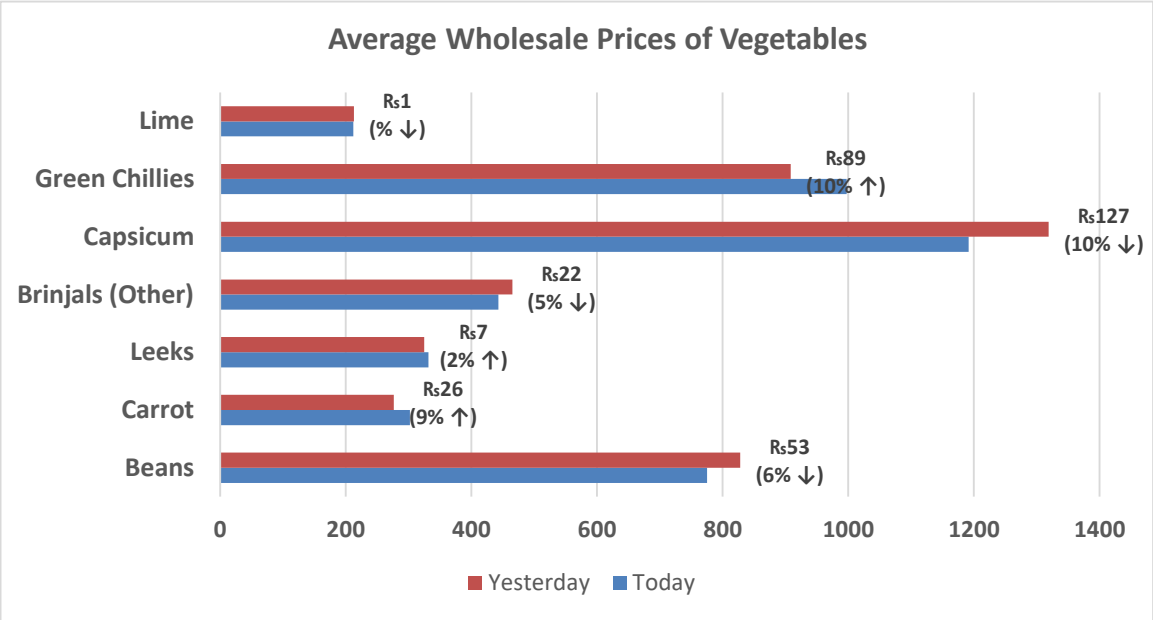
Average Wholesale Prices of Vegetables
Lime
Green Chillies
Capsicum
Brinjals (Other)
Leeks
Carrot
Beans
Rs1 (% ↓)
Rs89 (10% ↑)
Rs127 (10% ↓)
Rs22 (5% ↓)
Rs7 (2% ↑)
Rs26 (9% ↑)
Rs53 (6% ↓)
0
200
400
600
800
1000
1200
1400
Yesterday
Today

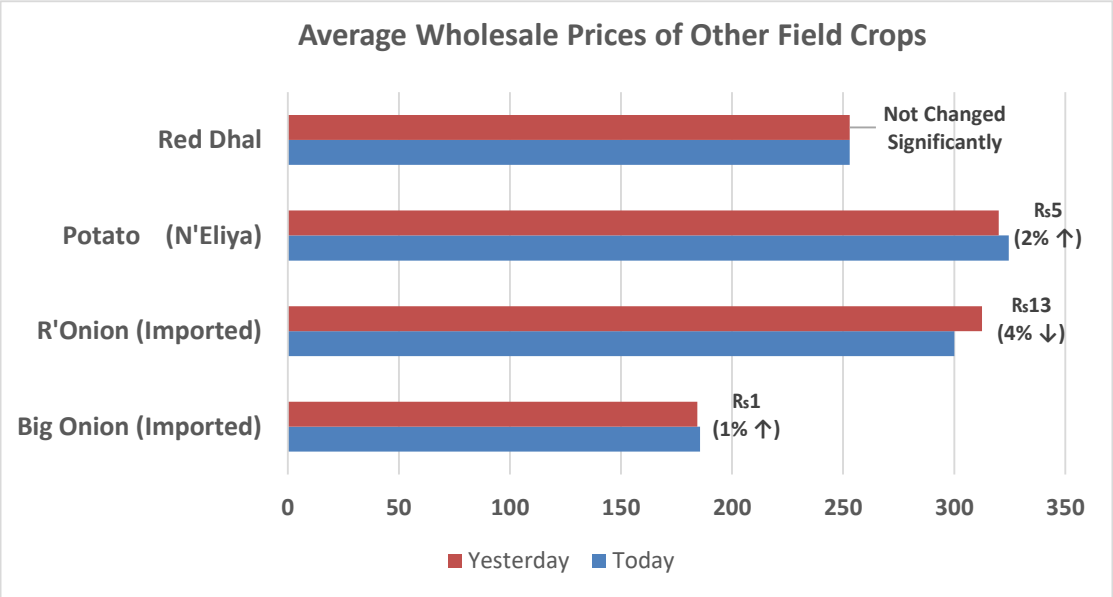
Average Wholesale Prices of Other Field Crops
Red Dhal
Potato (N'Eliya)
R'Onion (Imported)
Big Onion (Imported)
Not Changed Significantly
Rs5 (2% ↑)
Rs13 (4% ↓)
Rs1 (1% ↑)
0
50
100
150
200
250
300
350
Yesterday
Today

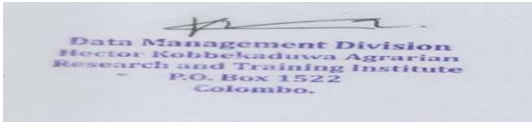
Data Management Division
Hector Kobbekaduwa Agrarian
Research and Training Institute
P.O. Box 1522
Colombo.