

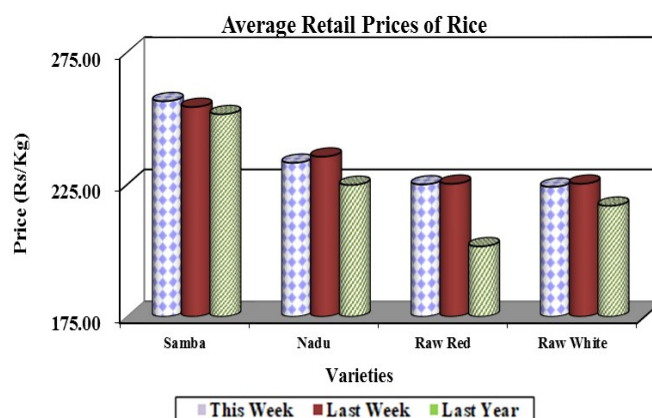
RETAIL MARKET AT A GLANCE

Summary

Rice/Paddy

Retail prices of *keeri samba* and *samba* grade I have increased while the prices of *nadu* grade I, raw red and raw white have decreased slightly. Prices ranged between Rs.280.00-320.00/kg for *keeri samba*, Rs.250.00-260.00/kg for *samba* grade I, Rs.230.00-240.00/kg for *nadu* grade I and Rs.220.00-240.00/kg for raw red and raw white rice in Colombo and suburb markets.

(Page No.01-02)

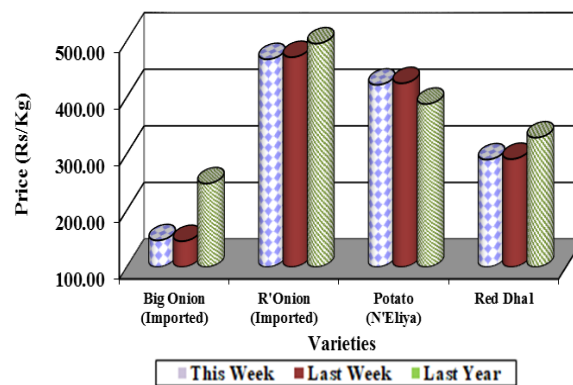


Other Field Crops

Stocks of only imported red onion and big onion were available in the market. Price of red onion has decreased while the price of big onion has increased slightly. Prices ranged between Rs.400.00-600.00/kg for red onion and Rs.120.00-160.00/kg for big onion in Colombo and suburb markets. Prices of local and imported potatoes have decreased. Further, the prices of white cowpea and red cowpea ranged between Rs.700.00-1,000.00/kg and the price of green gram ranged between Rs.800.00-1,000.00/kg.

(Page No.02-03)

Average Retail Prices of Other Field Crops

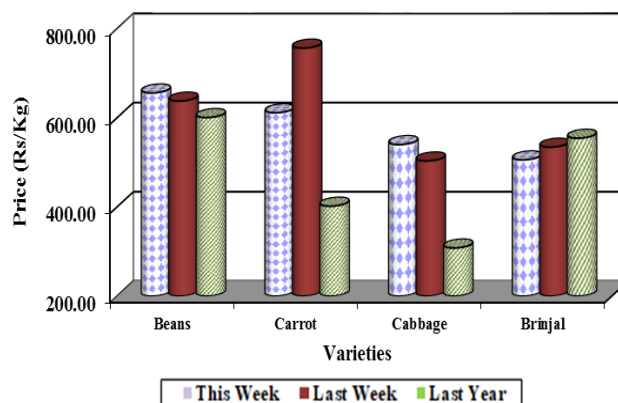


Vegetables

Retail prices of most of the vegetables have decreased. Considering the up-country varieties, the highest price decrease was reported for tomato, followed by carrot. Considering the low country varieties, the highest price decrease was reported for drumstick, followed by ash plantain.

(Page No.04-05)

Average Retail Prices of Vegetables



Fruits

Prices of most of the fruit varieties have increased further with the highest price increase recorded for pineapple.

(Page No.05-06)

Fish

Retail prices of all the fish varieties except for paraw have decreased with the highest price decrease recorded for balaya.

(Page No.06)

Rice

Wholesale

Prices of all rice varieties have not changed significantly and the price range of keeri samba and raw white were Rs.270.00-300/kg and Rs.210.00-220.00/kg respectively.

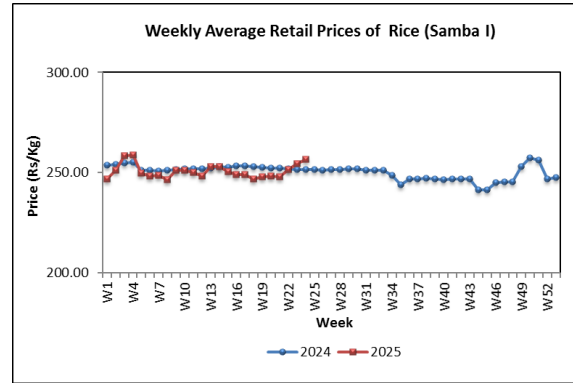
Imported rice varieties were available at the market under the following price ranges

- Imported ponni samba- Rs.230.00-240.00/kg
- Imported raw white- Rs.205.00-210.00/kg.

Compared to the same period of last year, the current wholesale prices of most of the rice varieties have increased with the highest price increase of 16% for raw red.

Retail

Retail prices of all the types of rice varieties expect for local nadu, local raw white and local raw red have increased. Among those a highest price increase of Rs.10.00/kg was observed for keeri samba, followed by samba (Rs.2.00/kg). However, the prices of nadu I and raw red have decreased by Rs.2.00/kg and Rs.1.00/kg respectively.



Compared to the same period of last year, the highest price increase of 12% was recorded for local raw red and the highest price decrease of 17% was recorded for keeri samba.

Paddy

The average farmgate prices of major paddy varieties have decreased with the highest price decrease reported for long grain (red) paddy. The farmgate price of short grain paddy has decreased by Rs.1.00-6.00/kg and the prices ranged Rs.128.00-137.00/kg. Further, the farmgate price of keeri samba paddy also has decreased by Rs.1.00-6.00/kg in major producing areas and the prices ranged Rs.139.00-150.00/kg. Subsequently, a price decrease of Rs.1.00-4.00/kg was also reported for long grain (white) paddy and its prices ranged Rs.115.00-128.00/kg. Likewise, a significant price decrease of Rs.10.00/kg was reported for long grain red paddy in major producing areas in

Southern province and its price ranged between Rs.105.00-115.00/kg.

Compared to the same period of last year, the average prices of all the major paddy varieties have increased by 1%-10%.

Dried Chilies

Wholesale

The price of imported dried chilies has not changed significantly and the price ranged Rs.500.00-550.00/kg,

Compared to same period of last year, the current wholesale price of imported dried chilies has decreased by 31%.

Retail

The retail price of imported dried chilies has increased by Rs.13.00/kg and the price ranged Rs.650.00-900.00/kg.

Compared to the same period of last year, the current retail price of imported dried chilies has decreased by 25%.

Onion

Wholesale

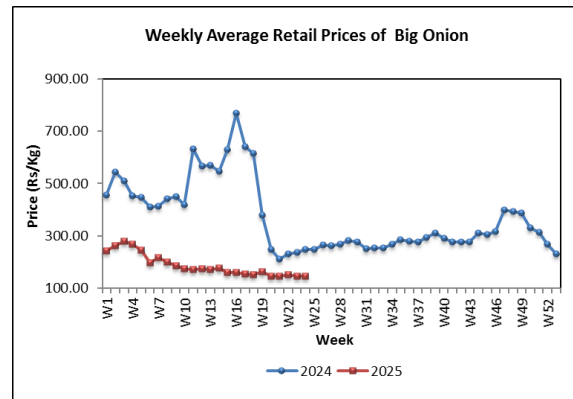
Price of imported red onion and sinan red onion have decreased by 6% and 10% due to availability of sufficient stocks and the prices ranged Rs.180.00-240.00/kg and Rs.270.00-360.00/kg. Price

of imported big onion has increased by 3% and the price ranged Rs.70.00-120.00/kg.

Compared to same period of last year, the current wholesale prices of vedalan red onion, imported red onion and imported big onion varieties have decreased with the highest price decrease of 52% reported for imported big onion.

Retail

The retail price of imported red onion has decreased by Rs.4.00/kg and price ranged Rs.400.00-600.00/kg. The retail price of imported big onion has increased by Rs.1.00/kg and the price ranged Rs.120.00-160.00/kg.



Compared to the same period of last year, the current retail prices of all the types of onion have with the highest price decrease of 41% recorded for imported onion.

Potato

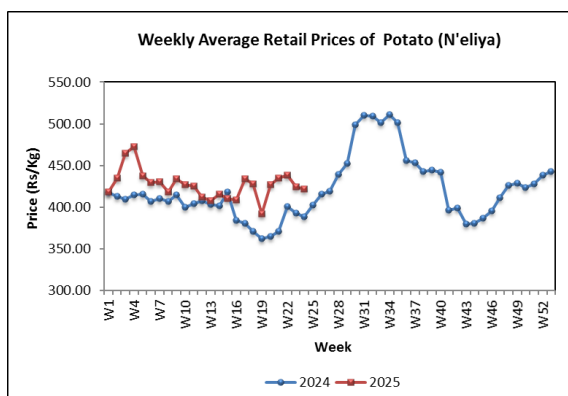
Wholesale

The Price of Nuwara Eliya potato has increased by 21% due to unavailability of sufficient stocks and the price ranged Rs.270.00-350.00/kg. Price of imported potato has not changed significantly and the price ranged Rs.130.00-200.00/kg.

Compared to same period of last year, the current wholesale price of Nuwara Eliya potato has increased by 26% while imported potato has decreased by 13%.

Retail

The retail prices of Nuwara Eliya and imported potatoes have decreased by Rs.3.00/kg and the prices ranged Rs.360.00- 480.00/kg and Rs.180.00-240.00/kg respectively.



Compared to the same period of last year, the current retail price of Nuwara Eliya potato has increased by 9% while the imported potato has decreased by 4%.

Pulses

Wholesale

Price of red cowpea has decreased by 7% due to unavailability of sufficient stocks and the price ranged Rs.700.00-820.00/kg. Prices of green gram, white cowpea, and red dhal have not changed significantly and the price ranged Rs.650.00-750.00, Rs.650.00-700.00/kg and Rs.248.00-255.00/kg respectively.

Compared to same period of last year, the current wholesale prices of all the pulse varieties have decreased in the range of 7%-30%.

Retail

The retail prices of green gram, white cowpea, and red dhal have decreased by Rs.9.00/kg, Rs.8.00/kg, and Rs.1.00/kg respectively. The retail price of red cowpea has increased Rs.44.00/kg and the price ranged Rs.750.00-1000.00/kg.

Compared to the same period of last year, the current retail prices of all the types of pulses have decreased. Among those, the highest price decrease of 35% was recorded for green gram.

Vegetable

Wholesale

Prices of most the vegetables have decreased with increased supply from major producing areas.

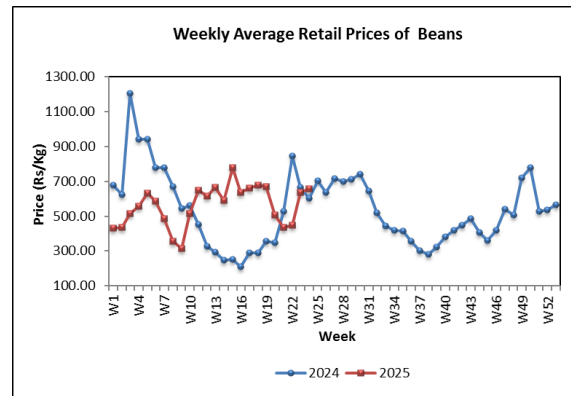
Prices of most of the upcountry vegetable have decreased with availability of sufficient stocks. Accordingly, the highest price decrease was reported for carrot (9%), followed by knolkhol (7%) with increased supply from Nuwara Eliya area. However, the price of cabbage has increased by 14% with availability of stocks from Nuwara Eliya area and the prices of green beans and raddish have increased by 5% and 4% respectively. Further, the price of tomato has decreased by 48% with increased supply from Sooriyawewa, Kandy and Balangoda areas and the price of capsicum has decreased by 18% with increased supply from Nuwara Eliya area.

Considering the low-country vegetables, the prices of most of the vegetable varieties experienced price decrease with availability of stocks from Embilipitiya, Dambulla, weerawila, Balangoda and Rajanganaya areas. Particularly, the highest price decrease reported for ladies fingers as 18%, followed by luffa as 16%. Prices of snake gourd, ash plantain and bitter gourd have decreased in the range of

8%-14%. However, the prices of cucumber, drumstick, brinjal and long beans have increased in the range of 11%-21%. In addition, the price of green chilies has decreased by 11%, while the price of lime has increased by 36%. Compared to the previous year, the prices of most of the vegetables have decreased, with the highest price decrease of 65% reported for lime.

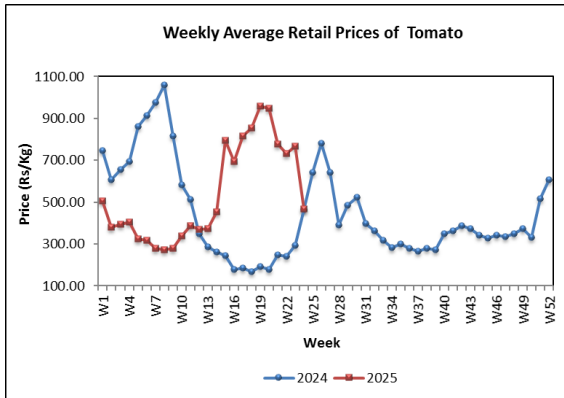
Retail

The retail prices of most of the vegetables have decreased, along with the wholesale prices. Considering the up-country vegetables, the highest price decrease was reported for carrots as Rs.145.00/kg, followed by Rs.107.00/kg for beetroot.



Considering the low-country vegetable varieties, the highest price increase was reported for drumsticks at Rs.344.00/kg, followed by Rs.300.00/kg for tomatoes. However, the capsicum price dropped as Rs.126.00/kg.

Compared to the same period of last year, the current retail prices of most varieties have decreased, with a notable price drop of 63% reported for lime.



Coconut Wholesale

Prices of both large and small nuts have decreased by 2% and 3% respectively. Price ranges were Rs.175.00-195.00 for a large nut and Rs.145.00-165.00 for a small nut.

Compared to the same period of last year, the current wholesale prices of large and small nuts have increased by 81% and 84% respectively.

Retail

Price of large nuts has increased by Rs.2.00/nut. Price ranges were Rs.200.00-220.00 for a large nut and Rs.170.00-200.00 for a small nut.

Compared to the same period of last year, the current retail prices of large and small nuts have increased by 92% and 110%, respectively.

Fruits

Wholesale

Prices of most of the fruit varieties have decreased due to low demand with rainy weather. The highest price decrease was reported for avocado by 10%. Price of king coconut has decreased by 7% due to low demand. Prices of all the banana varieties except kolikuttu have decreased. Due to low stocks position, the prices of passion fruit and karthakolomban have increased by 48%, and 25% respectively. Prices have increased by between 24%-25% for all sizes of pineapples due to the availability of high-quality stocks. Due to insufficient stocks, the prices of slime apple and kolikuttu bananas have increased by 17% and 15% respectively.

Compared to the same period of last year, the current wholesale prices of most of fruits have increased with the highest increase of 153% recorded for karthakolomban mango.

Retail

Retail prices of most of the fruit varieties have increased. The highest price increase was reported for pineapples. Prices of all the sizes of pineapple have increased in the range of Rs. 118.00-163.00/fruit. Price of karthakolomban mango, kolikuttu banana and orange (local) have increased by Rs.142.00/fruit, Rs.30.00/kg and Rs.17.00/fruit respectively. A price increase of Rs.11.00/kg was reported for papaw due to availability of high-quality stocks. However, the price of imported grapes has decreased by Rs.38.00/kg.

Compared to the same period of last year, the current retail current prices of most of the fruits have increased with the highest price increase reported for karthakolomban mango as 216%.

Fresh Fish

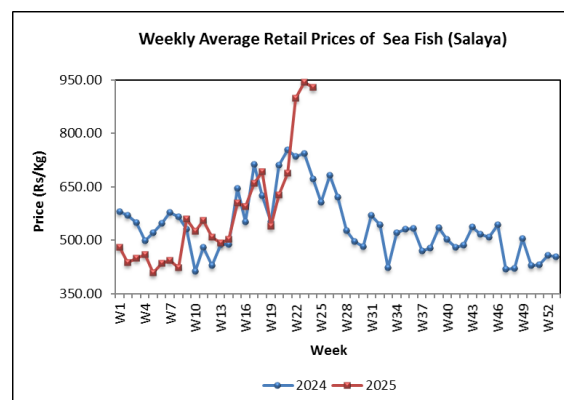
Wholesale

Prices of all the fish varieties except paraw, hurulla and shrimps have decreased with the highest price decrease recorded for balaya by 23%. Price decrease of mora and thalapath have recorded as 14% and 23% respectively. Price decrease of salaya has recorded as 21% respectively. Price increase of shrimps have recorded as 13%.

Compared to the same period of last year, the current wholesale prices of all the fish varieties have increased with the highest price increase recorded for salaya by 36%.

Retail

Retail prices of all the fish varieties except Paraw have decreased with the highest price decrease recorded for balaya by Rs.291.00/kg. Price decrease of shrimps and thalapath have recorded as Rs.153.00/kg and Rs.144.00/kg respectively. Price decrease of thora and kelawalla have recorded as Rs.83.00/kg and Rs.70.00/kg respectively. Price increase of paraw has recorded as Rs.328.00/kg.



Compared to the same period of last year, the current retail prices of all the fish varieties have increased with the highest price increase recorded for salaya by 38%.

Dried Fish

Wholesale

Prices of all the dry fish varieties except for local and imported sprats have increased and the highest price increase was recorded for local maduwa by 6%. Price increase of balaya and salaya have recorded as 4% and 3% respectively. Price decrease of local sprats has recorded as 6%.

Compared to the same period of last year, the current wholesale prices of all the dry fish types except imported sprats have increased with the highest price increase was recorded for balaya by 71%.

Retail

Retail prices of all the dry fish varieties except for local and imported sprats have increased with the highest price increase recorded for anguluwa by Rs.178.00/kg. Price increase of salaya and balaya have recorded as Rs.151.00/kg and Rs.116.00/kg respectively. Price decrease of local sprats has recorded as Rs.94.00/kg.

Compared to the same period of last year, the retail prices of all the dry fish types except imported sprats have increased with the highest price increase recorded for balaya by 30%.

Eggs

Wholesale

The prices of both brown and white eggs have increased by 4% and 6% respectively and their prices ranged Rs.36.00-37.00/egg and Rs.34.00-35.00/egg respectively.

Compared to the same period of last year, the current wholesale prices of both egg varieties have decreased by 24%.

Retail

The prices of both brown and white eggs have increased and the price range of a white egg was Rs.35.00-45.00 and the price range of a brown egg was recorded as Rs.37.00-46.00.

Compared to the same period of last year, the current retail prices of both egg varieties have decreased by 22% and 23% respectively.

Meat

Retail

Prices of all the meat types except for beef and broiler chicken have increased and the highest price increase was recorded for Pork by Rs.200.00/kg. Price increase of mutton and curry chicken have recorded as Rs.52.00/kg and Rs.27.00/kg respectively.

Price decrease of beef and broiler chicken have recorded as Rs.29.00/kg and Rs.9.00/kg respectively.

Compared to the same period of last year, the prices of all the meat types except curry chicken have increased with the highest price increase recorded for pork by 68%.

EXPLANATORY NOTE

The Food Commodities Bulletin is a weekly publication containing information relating to wholesale and retail prices of selected food commodities in nine selected markets in and around Colombo and main markets in the major producing areas.

The information is analyzed and presented as prevailing prices, price ranges, averages, and a comparison of weekly prices. The changes in prices reported are always with price prevailed during the previous week unless otherwise stated.

The frequency of collection of wholesale price information is twice a week (i.e., Tuesday and Friday) while with retail prices, it is thrice a week (i.e., Friday, Monday, and Tuesday).

Table 01: Selected Markets: Wholesale Price of Rice (Rs/50kg bag)

Week 24: 13 - 19 Jun 2025

LOCATIONS	Rice Varieties													
	Samba 1		Samba 2		Keeri Samba		Nadu 1		Nadu 2		Raw Red		Raw White	
Colombo	12000	12500	11750	11900	13500	15000	11250	11500	11000	11100	10500	11000	10500	11000
Divulapitiya	12000	12250	11750	11950	13000	13700	11300	11400	11000	11100	10300	10750	10300	10750
Kurunegala	12000	12000	11900	11950	13500	13700	11350	11350	11100	11150	10700	10750	10500	10700
Nikaweratiya	-	-	11750	11900	15000	15000	11350	11400	10900	11100	-	-	10500	10650
Badulla	-	-	-	-	13900	14500	11400	11500	-	-	10250	10250	10500	10500
Puttalam	-	-	-	-	-	-	-	-	-	-	-	-	-	-
Dambulla	12500	13000	11750	12000	-	-	11250	11350	11000	11100	10750	10800	10700	10750
Anuradhapura	12250	12500	11750	11900	14500	15000	11350	11500	-	-	10750	10850	10500	10750
Tambuttegama	12000	12250	-	-	13000	13000	11250	11400	-	-	10750	11000	10600	10900
Polonnaruwa	12250	12350	-	-	13100	15350	11400	11400	11200	11250	10900	10900	10850	10900
Kalutara	12500	13000	-	-	14750	15500	11200	11300	-	-	10500	10750	10400	10750
Ampara	12000	12000	-	-	13000	13000	11500	11500	-	-	10000	10500	10050	10250
Kandy	12500	12750	11750	12000	14000	15000	11400	11500	11000	11100	10650	10850	10750	10850
Moneragala	-	-	-	-	14500	15000	11250	11500	-	-	9750	10000	10000	10250
Kegalle	-	-	-	-	-	-	-	-	-	-	-	-	-	-
Dehiattakandiya	13000	13000	-	-	13500	14750	11400	11400	11000	11000	10500	10900	10500	10500
Hambantota	-	-	-	-	-	-	-	-	-	-	-	-	-	-
Matara	12000	12250	-	-	13500	14200	11400	11480	-	-	9900	10250	10250	10500
Galle	-	-	11850	11900	14000	14000	11250	11350	11000	11000	10000	10750	10500	10800
Meegoda	-	-	11800	11900	13000	14250	-	-	10900	11000	9900	10500	10250	10500
Tissamaharama	-	-	11700	11800	-	-	11250	11400	-	-	9400	9750	10400	10550
Embilipitiya	-	-	11850	11900	-	-	-	-	10900	11000	9400	9750	10200	10300
Jaffna	-	-	-	-	-	-	-	-	-	-	-	-	-	-
Vavuniya	12000	12200	-	-	13700	13800	11800	11900	-	-	10800	10900	10700	10850
Mannar	12500	12800	-	-	-	-	11250	11250	11000	11000	-	-	-	-
Killinochchi	12000	12250	-	-	13750	14000	11500	11750	-	-	10700	10900	10700	10900
Mullattivu	12000	12250	-	-	13500	13750	11400	11600	-	-	10800	11000	11000	11150
Batticaloa	-	-	11500	11900	13000	13300	11250	11400	11100	11100	10500	10750	10500	10750
Trincomalee	-	-	-	-	13000	13000	11250	11250	11200	11200	10500	10750	10750	11000
Galenbindunuwew	-	-	11850	11900	-	-	11300	11350	11175	11200	10425	10450	10650	10675
Matale	12500	13000	11750	12000	13000	14500	11250	11500	10900	11100	10500	10750	10500	10750

09

Table 02: Selected Markets: Retail Price of Rice (Rs/kg)

Week 24: 13 - 19 Jun 2025

LOCATIONS	Rice Varieties													
	Samba 1		Samba 2		Keeri Samba		Nadu 1		Nadu 2		Raw Red		Raw White	
Colombo	250.00	260.00	-	-	280.00	320.00	230.00	240.00	-	-	220.00	240.00	220.00	240.00
Gampaha	-	-	240.00	242.00	270.00	270.00	233.00	233.00	230.00	230.00	220.00	220.00	220.00	220.00
Kurunegala	-	-	240.00	245.00	280.00	290.00	230.00	230.00	230.00	230.00	220.00	220.00	220.00	220.00
Nikaweratiya	-	-	240.00	240.00	260.00	310.00	230.00	235.00	220.00	225.00	-	-	212.00	220.00
Dambulla	265.00	270.00	240.00	250.00	260.00	305.00	228.00	230.00	224.00	226.00	218.00	220.00	218.00	220.00
Anuradhapura	255.00	260.00	240.00	240.00	300.00	310.00	230.00	235.00	-	-	220.00	220.00	215.00	220.00
Thambuththegama	250.00	252.00	245.00	248.00	260.00	310.00	230.00	230.00	-	-	220.00	220.00	218.00	220.00
Polonnaruwa	250.00	255.00	248.00	250.00	265.00	310.00	230.00	230.00	226.00	228.00	220.00	220.00	220.00	220.00
Kaluthara	255.00	270.00	-	-	300.00	315.00	228.00	230.00	-	-	215.00	220.00	215.00	220.00
Badulla	-	-	-	-	280.00	300.00	-	-	230.00	230.00	210.00	220.00	210.00	220.00
Keppetipola	-	-	245.00	250.00	295.00	300.00	-	-	226.00	228.00	208.00	212.00	212.00	215.00
Moneragala	-	-	240.00	240.00	300.00	320.00	240.00	240.00	230.00	230.00	200.00	210.00	210.00	215.00
Kegalle	270.00	270.00	240.00	240.00	310.00	320.00	230.00	230.00	225.00	230.00	220.00	240.00	220.00	220.00
Ampara	-	-	240.00	240.00	260.00	260.00	230.00	230.00	220.00	220.00	210.00	220.00	210.00	210.00
Dehiattakandiya	265.00	265.00	-	-	280.00	300.00	225.00	230.00	-	-	220.00	220.00	215.00	220.00
Nuwaraeliya	250.00	255.00	245.00	250.00	293.00	310.00	-	-	225.00	228.00	214.00	218.00	216.00	220.00
Kandy	260.00	265.00	240.00	245.00	300.00	320.00	235.00	240.00	226.00	230.00	215.00	220.00	215.00	220.00
Puttalam	260.00	270.00	240.00	250.00	280.00	320.00	-	-	-	-	240.00	240.00	215.00	220.00
Hambantota	-	-	-	-	-	-	-	-	-	-	-	-	-	-
Rathnapura	260.00	270.00	-	-	300.00	320.00	240.00	240.00	-	-	215.00	220.00	216.00	225.00
Matara	250.00	250.00	-	-	275.00	300.00	235.00	240.00	-	-	200.00	212.00	210.00	218.00
Galle	250.00	250.00	240.00	240.00	280.00	320.00	-	-	230.00	230.00	210.00	220.00	220.00	220.00
Tissamaharama	-	-	240.00	245.00	260.00	270.00	230.00	240.00	-	-	195.00	200.00	210.00	220.00
Meegoda (DEC)	-	-	240.00	245.00	260.00	290.00	-	-	230.00	230.00	210.00	220.00	220.00	220.00
Embilipitiya	-	-	240.00	240.00	260.00	320.00	-	-	225.00	230.00	190.00	198.00	210.00	215.00
Jaffna	-	-	-	-	-	-	-	-	-	-	-	-	-	-
Vavuniya	-	-	246.00	248.00	278.00	282.00	238.00	240.00	-	-	220.00	225.00	220.00	224.00
Mannar	265.00	268.00	-	-	280.00	285.00	235.00	240.00	-	-	-	-	-	-
Killinochchi	250.00	255.00	-	-	290.00	300.00	240.00	240.00	-	-	220.00	225.00	220.00	225.00
Mullaittivu	-	-	243.00	248.00	275.00	280.00	233.00	236.00	-	-	220.00	225.00	225.00	227.00
Batticaloa	-	-	245.00	250.00	280.00	290.00	230.00	235.00	-	-	225.00	230.00	220.00	225.00
Trincomalee	-	-	240.00	245.00	265.00	270.00	230.00	235.00	-	-	220.00	225.00	225.00	230.00
Hanguranketha	-	-	-	-	-	-	-	-	-	-	-	-	-	-
Veyangoda	-	-	240.00	245.00	260.00	280.00	230.00	235.00	228.00	230.00	220.00	220.00	218.00	220.00
Galenbindunuwewa	-	-	240.00	240.00	260.00	260.00	230.00	230.00	226.00	226.00	210.00	215.00	215.00	220.00
Bandarawela	260.00	265.00	-	-	290.00	310.00	235.00	240.00	-	-	215.00	220.00	215.00	220.00
Matale	260.00	270.00	240.00	245.00	260.00	300.00	230.00	235.00	222.00	225.00	218.00	220.00	218.00	220.00

Table 04: Selected Markets: Wholesale Price of Subsidiary Food (Rs/50kg)

Week 24: 13 - 19 Jun 2025

LOCATION	Dried Chillies	Red Onion		Big Onion	Potato			Pulses		
	Imported	Imported	Local		Imported	Welimada	Nuwara Eliya	Green Gram	Cowpea	Red Dhal
Colombo	25000 - 27500	13500 - 18000	18000 - 20000	3500 - 6000	6500 - 10000	-	13500 - 17500	32500 - 37500	32500 - 35000	12400 - 12750
Kurunegala	28500 - 29500	17250 - 18000	-	5600 - 6000	8250 - 8500	-	14750 - 15000	38250 - 40000	34000 - 35750	12700 - 13000
Nikaweratiya	27500 - 29500	14250 - 15250	-	5500 - 6000	9250 - 9750	-	-	37500 - 39000	37500 - 39000	12750 - 13500
Dehiattakandiya	28000 - 32000	16000 - 19000	-	5750 - 7000	8000 - 8500	-	17000 - 17000	30000 - 37500	27500 - 35000	12500 - 13500
Dambulla (DEC)	26500 - 27500	15000 - 17000	18000 - 19000	5000 - 5250	6500 - 7500	-	-	27500 - 30000	30000 - 32500	12500 - 12750
Anuradhapura	30000 - 34000	17000 - 19000	-	6000 - 6500	8250 - 9000	-	-	35000 - 40000	32500 - 37500	12750 - 13000
Thambuththegama	27500 - 29000	-	15000 - 15000	4500 - 5500	7250 - 8500	-	-	30000 - 30000	23750 - 23750	12750 - 13000
Polonnaruwa	30500 - 33000	20250 - 21250	-	6000 - 6750	9250 - 11250	-	-	30500 - 33500	30500 - 33500	14000 - 14250
Kaluthara	30000 - 35000	17750 - 18500	-	5000 - 5750	9000 - 10000	-	-	35000 - 37500	35750 - 36500	12500 - 13000
Puttalam	-	-	17500 - 20000	-	-	-	-	-	-	-
Kandy	27500 - 29000	16000 - 17000	19000 - 20000	4750 - 5750	7250 - 8250	-	16000 - 16500	32500 - 39000	34000 - 35000	12750 - 12900
Matara	30000 - 32500	19000 - 20000	-	5000 - 6000	8750 - 9250	-	-	36500 - 39000	34000 - 36000	13250 - 13750
Hambantota	-	-	-	-	-	-	-	-	-	-
Kegalle	29000 - 30000	16000 - 16200	-	6100 - 6250	9150 - 9250	-	16000 - 16200	34000 - 37500	33000 - 34500	13000 - 13500
Galle	27750 - 35000	19000 - 20000	-	5700 - 6250	6500 - 7500	-	17000 - 18000	35000 - 41000	35000 - 38000	12750 - 13500
Tissamaharama	29000 - 30000	17500 - 20000	-	5000 - 5750	7500 - 8750	-	15000 - 16500	32500 - 35000	35000 - 38000	12800 - 13500
Meegoda (DEC)	27000 - 27500	18000 - 19000	-	4750 - 5500	6500 - 7000	-	15500 - 16000	32500 - 38000	34000 - 36500	12500 - 12800
Jaffna	-	-	-	-	-	-	-	-	-	-
Vavuniya	33500 - 34000	19000 - 19500	22000 - 22500	6000 - 6500	8000 - 8500	-	-	30000 - 32000	-	14000 - 14250
Mannar	28750 - 29000	-	-	6250 - 6250	7500 - 7500	-	-	32500 - 32750	-	12500 - 13000
Killinochchi	27000 - 28500	-	-	5000 - 6000	7500 - 8500	-	-	33000 - 34000	-	13000 - 13250
Mullattivu	33000 - 35000	-	-	6250 - 6500	8000 - 9000	-	-	32500 - 33500	-	13750 - 14000
Batticaloa	27500 - 28100	-	19000 - 20000	5250 - 5750	7500 - 8000	-	17500 - 17500	32500 - 35000	33000 - 34000	12500 - 12750
Trincomalee	27500 - 28500	13750 - 14000	-	5500 - 6000	8000 - 8500	-	-	30000 - 32000	37500 - 37500	13400 - 13600
Galenbindunuwewa	31250 - 31500	17000 - 17250	-	6400 - 6750	8250 - 8750	-	-	32500 - 35000	36750 - 37000	12750 - 13250
Matale	28000 - 30000	15000 - 17000	-	5000 - 6000	6750 - 7500	-	-	35000 - 37500	32500 - 35000	12500 - 13250

Table 05: Selected Markets: Retail Price of Subsidiary Food Crops (Rs/kg)

Week 24: 13 - 19 Jun 2025

LOCATIONS	Dried Chillies	Red Onion		Big Onion	Potato			Pulses		
	Imported	Imported	Local		Imported	Welimada	Nuwara Eliya	Green Gram	Cowpea	Red Dhal
Colombo	650.00 - 900.00	400.00 - 600.00	-	120.00 - 160.00	180.00 - 240.00	-	360.00 - 480.00	800.00 - 1000.00	700.00 - 1000.00	270.00 - 320.00
Gampaha	640.00 - 900.00	400.00 - 400.00	-	150.00 - 160.00	200.00 - 260.00	-	400.00 - 440.00	860.00 - 900.00	800.00 - 880.00	290.00 - 295.00
Kurunegala	650.00 - 700.00	400.00 - 450.00	-	130.00 - 150.00	190.00 - 220.00	-	380.00 - 380.00	850.00 - 950.00	760.00 - 850.00	280.00 - 290.00
Nikaweratiya	620.00 - 750.00	380.00 - 400.00	-	130.00 - 180.00	180.00 - 220.00	-	-	790.00 - 960.00	750.00 - 800.00	265.00 - 300.00
Dambulla	600.00 - 700.00	440.00 - 480.00	-	130.00 - 160.00	160.00 - 200.00	-	360.00 - 380.00	750.00 - 800.00	800.00 - 850.00	270.00 - 280.00
Anuradhapura	650.00 - 800.00	400.00 - 480.00	-	140.00 - 160.00	200.00 - 220.00	-	-	760.00 - 900.00	700.00 - 780.00	270.00 - 300.00
Thambuththegama	680.00 - 750.00	360.00 - 380.00	-	160.00 - 180.00	200.00 - 230.00	-	-	720.00 - 750.00	560.00 - 600.00	280.00 - 290.00
Polonnaruwa	700.00 - 750.00	420.00 - 480.00	-	135.00 - 150.00	200.00 - 260.00	-	-	700.00 - 760.00	720.00 - 760.00	280.00 - 300.00
Kaluthara	640.00 - 680.00	400.00 - 430.00	-	140.00 - 150.00	200.00 - 250.00	-	380.00 - 400.00	750.00 - 800.00	720.00 - 760.00	265.00 - 270.00
Badulla	650.00 - 680.00	480.00 - 480.00	-	140.00 - 150.00	180.00 - 180.00	400.00 - 400.00	-	700.00 - 800.00	600.00 - 700.00	280.00 - 285.00
Keppetipola	650.00 - 660.00	360.00 - 380.00	420.00 - 440.00	140.00 - 150.00	200.00 - 220.00	340.00 - 360.00	-	880.00 - 920.00	750.00 - 760.00	265.00 - 270.00
Moneragala	650.00 - 700.00	480.00 - 520.00	-	140.00 - 170.00	220.00 - 240.00	-	440.00 - 480.00	600.00 - 800.00	600.00 - 700.00	270.00 - 290.00
Kegalle	600.00 - 660.00	380.00 - 400.00	-	150.00 - 160.00	230.00 - 240.00	-	380.00 - 400.00	750.00 - 920.00	700.00 - 760.00	260.00 - 310.00
Ampara	625.00 - 730.00	400.00 - 460.00	-	120.00 - 130.00	180.00 - 220.00	-	360.00 - 375.00	690.00 - 790.00	650.00 - 780.00	260.00 - 265.00
Dehiattakandiya	650.00 - 800.00	400.00 - 460.00	-	130.00 - 150.00	180.00 - 220.00	-	360.00 - 360.00	675.00 - 800.00	600.00 - 750.00	260.00 - 290.00
Nuwaraeliya	660.00 - 700.00	380.00 - 420.00	440.00 - 460.00	130.00 - 140.00	180.00 - 190.00	-	350.00 - 360.00	900.00 - 950.00	780.00 - 800.00	260.00 - 270.00
Kandy	640.00 - 720.00	480.00 - 500.00	-	130.00 - 140.00	190.00 - 220.00	-	380.00 - 400.00	800.00 - 900.00	840.00 - 900.00	270.00 - 300.00
Puttalam	650.00 - 730.00	400.00 - 440.00	450.00 - 540.00	160.00 - 180.00	220.00 - 240.00	-	400.00 - 480.00	600.00 - 900.00	700.00 - 800.00	280.00 - 290.00
Rathnapura	720.00 - 800.00	430.00 - 480.00	-	130.00 - 150.00	210.00 - 230.00	-	-	760.00 - 800.00	740.00 - 760.00	280.00 - 300.00
Hambantota	-	-	-	-	-	-	-	-	-	-
Matara	650.00 - 700.00	400.00 - 480.00	-	130.00 - 140.00	200.00 - 230.00	-	360.00 - 380.00	750.00 - 850.00	730.00 - 800.00	275.00 - 300.00
Galle	680.00 - 700.00	450.00 - 560.00	-	140.00 - 150.00	180.00 - 190.00	-	360.00 - 400.00	750.00 - 900.00	750.00 - 900.00	270.00 - 320.00
Tissamaharama	630.00 - 700.00	450.00 - 500.00	-	130.00 - 150.00	200.00 - 240.00	-	360.00 - 380.00	730.00 - 740.00	780.00 - 850.00	260.00 - 300.00
Meegoda (DEC)	600.00 - 650.00	480.00 - 480.00	-	130.00 - 140.00	180.00 - 200.00	-	360.00 - 400.00	800.00 - 880.00	760.00 - 960.00	270.00 - 300.00
Embilipitiya	670.00 - 740.00	-	440.00 - 480.00	125.00 - 130.00	170.00 - 190.00	-	360.00 - 360.00	700.00 - 780.00	680.00 - 780.00	265.00 - 310.00
Jaffna	-	-	-	-	-	-	-	-	-	-
Vavuniya	750.00 - 780.00	390.00 - 420.00	500.00 - 520.00	150.00 - 160.00	200.00 - 215.00	-	-	700.00 - 750.00	-	290.00 - 295.00
Mannar	600.00 - 610.00	-	-	130.00 - 135.00	230.00 - 240.00	-	-	680.00 - 700.00	-	280.00 - 280.00
Killinochchi	600.00 - 640.00	-	-	130.00 - 150.00	180.00 - 200.00	-	-	700.00 - 730.00	-	270.00 - 280.00
Mullaittivu	700.00 - 730.00	370.00 - 400.00	-	-	180.00 - 200.00	-	-	680.00 - 700.00	-	280.00 - 285.00
Batticaloa	700.00 - 780.00	-	430.00 - 500.00	150.00 - 175.00	190.00 - 200.00	-	400.00 - 430.00	750.00 - 800.00	650.00 - 700.00	285.00 - 300.00
Trincomalee	650.00 - 680.00	-	-	160.00 - 170.00	220.00 - 230.00	-	-	700.00 - 750.00	880.00 - 890.00	280.00 - 285.00
Hanguranketha	-	-	-	-	-	-	-	-	-	-
Veyangoda	680.00 - 760.00	480.00 - 520.00	-	120.00 - 160.00	180.00 - 220.00	-	360.00 - 440.00	800.00 - 880.00	720.00 - 800.00	270.00 - 320.00
Galenbindunuwewa	650.00 - 695.00	360.00 - 370.00	-	140.00 - 160.00	185.00 - 200.00	-	-	750.00 - 800.00	750.00 - 800.00	270.00 - 280.00
Bandarawela	650.00 - 700.00	440.00 - 480.00	-	140.00 - 160.00	180.00 - 200.00	340.00 - 360.00	-	750.00 - 900.00	700.00 - 800.00	270.00 - 290.00
Matale	650.00 - 700.00	360.00 - 400.00	-	120.00 - 140.00	160.00 - 180.00	-	-	760.00 - 850.00	750.00 - 800.00	265.00 - 280.00

Table 06: Selected Markets: Wholesale Price of Vegetables(Rs/kg)

Week 24: 13 - 19 Jun 2025

Locations	Butter Beans	Green Beans	Carrot	Leeks	Beetroot	Knolkhol
Colombo	-	400.00 - 650.00	400.00 - 650.00	220.00 - 350.00	240.00 - 470.00	220.00 - 300.00
Meegoda (DEC)	-	520.00 - 560.00	430.00 - 480.00	230.00 - 270.00	180.00 - 230.00	200.00 - 250.00
Dambulla (DEC)	-	450.00 - 500.00	450.00 - 550.00	250.00 - 300.00	180.00 - 250.00	120.00 - 150.00
Keppetipola (DEC)	-	450.00 - 500.00	350.00 - 400.00	200.00 - 230.00	200.00 - 230.00	150.00 - 170.00
Norochchole (DEC)	-	-	-	-	300.00 - 350.00	-
Nuwara Eliya	-	480.00 - 520.00	470.00 - 480.00	250.00 - 260.00	240.00 - 250.00	180.00 - 190.00
Kandy	-	450.00 - 500.00	400.00 - 450.00	220.00 - 250.00	250.00 - 270.00	180.00 - 220.00
Hambantota	-	-	-	-	-	-
Thambuththegama (DEC)	-	550.00 - 600.00	520.00 - 580.00	260.00 - 300.00	300.00 - 350.00	-
Jaffna	-	-	-	-	-	-
Bandarawela	-	480.00 - 530.00	400.00 - 450.00	230.00 - 260.00	280.00 - 300.00	220.00 - 240.00
Veyangoda	-	480.00 - 550.00	420.00 - 500.00	240.00 - 270.00	180.00 - 220.00	200.00 - 250.00

Locations	Raddish	Cabbage	Tomato	Ladies Fingers	Brinjal	Capsicum
Colombo	100.00 - 150.00	300.00 - 500.00	250.00 - 300.00	60.00 - 120.00	350.00 - 400.00	350.00 - 700.00
Meegoda (DEC)	90.00 - 120.00	330.00 - 390.00	250.00 - 320.00	80.00 - 110.00	320.00 - 370.00	400.00 - 450.00
Moneragala	150.00 - 160.00	430.00 - 450.00	320.00 - 330.00	120.00 - 150.00	250.00 - 300.00	680.00 - 700.00
Dambulla (DEC)	60.00 - 80.00	280.00 - 330.00	250.00 - 260.00	50.00 - 70.00	250.00 - 300.00	350.00 - 450.00
Keppetipola (DEC)	40.00 - 50.00	280.00 - 320.00	200.00 - 230.00	80.00 - 100.00	220.00 - 240.00	450.00 - 500.00
Norochchole (DEC)	50.00 - 70.00	-	-	50.00 - 70.00	-	-
Nuwara Eliya	90.00 - 110.00	340.00 - 360.00	210.00 - 240.00	100.00 - 110.00	240.00 - 250.00	500.00 - 550.00
Kandy	80.00 - 90.00	250.00 - 300.00	230.00 - 250.00	80.00 - 90.00	220.00 - 250.00	450.00 - 500.00
Hambantota	-	-	-	-	-	-
Thambuththegama (DEC)	100.00 - 130.00	400.00 - 480.00	280.00 - 320.00	80.00 - 100.00	220.00 - 300.00	460.00 - 550.00
Tissamaharama	80.00 - 120.00	300.00 - 350.00	250.00 - 300.00	60.00 - 80.00	250.00 - 300.00	520.00 - 570.00
Jaffna	-	-	-	-	-	-
Bandarawela	80.00 - 100.00	280.00 - 300.00	160.00 - 200.00	-	230.00 - 250.00	400.00 - 450.00
Veyangoda	90.00 - 130.00	340.00 - 380.00	240.00 - 280.00	70.00 - 110.00	280.00 - 350.00	400.00 - 460.00

Locations	Pumpkin	Cucumber	Bitter Gourd	Snake Gourd	Drumstick	Luffa
Colombo	100.00 - 130.00	60.00 - 120.00	350.00 - 500.00	100.00 - 220.00	700.00 - 1200.00	120.00 - 180.00
Meegoda (DEC)	110.00 - 130.00	50.00 - 70.00	400.00 - 470.00	150.00 - 180.00	-	100.00 - 130.00
Moneragala	130.00 - 140.00	80.00 - 100.00	450.00 - 500.00	200.00 - 250.00	900.00 - 1000.00	200.00 - 220.00
Dambulla (DEC)	90.00 - 110.00	40.00 - 50.00	350.00 - 400.00	100.00 - 120.00	-	70.00 - 100.00
Keppetipola (DEC)	120.00 - 130.00	60.00 - 70.00	360.00 - 380.00	140.00 - 150.00	-	90.00 - 100.00
Norochchole (DEC)	-	30.00 - 40.00	300.00 - 380.00	100.00 - 140.00	500.00 - 600.00	100.00 - 150.00
Nuwara Eliya	120.00 - 130.00	70.00 - 80.00	380.00 - 420.00	150.00 - 160.00	-	100.00 - 120.00
Kandy	130.00 - 140.00	50.00 - 60.00	300.00 - 350.00	150.00 - 160.00	-	70.00 - 80.00
Hambantota	-	-	-	-	-	-
Thambuththegama (DEC)	100.00 - 120.00	30.00 - 40.00	300.00 - 350.00	150.00 - 160.00	-	80.00 - 110.00
Tissamaharama	100.00 - 120.00	80.00 - 100.00	380.00 - 400.00	130.00 - 180.00	-	180.00 - 220.00
Jaffna	-	-	-	-	-	-
Bandarawela	110.00 - 130.00	70.00 - 90.00	-	-	-	-
Veyangoda	120.00 - 130.00	50.00 - 70.00	400.00 - 450.00	130.00 - 150.00	-	80.00 - 130.00

	Long Beans	Ash Plantain	Green Chillies	Lime	Sweet Potatoe	Manioc
Colombo	120.00 - 250.00	60.00 - 120.00	450.00 - 700.00	300.00 - 500.00	120.00 - 240.00	80.00 - 130.00
Meegoda (DEC)	200.00 - 250.00	80.00 - 100.00	600.00 - 650.00	220.00 - 250.00	110.00 - 130.00	90.00 - 110.00
Moneragala	240.00 - 250.00	60.00 - 70.00	800.00 - 900.00	300.00 - 350.00	180.00 - 200.00	70.00 - 80.00
Dambulla (DEC)	110.00 - 140.00	50.00 - 60.00	550.00 - 600.00	250.00 - 300.00	70.00 - 120.00	70.00 - 80.00
Keppetipola (DEC)	150.00 - 170.00	80.00 - 90.00	550.00 - 600.00	300.00 - 330.00	160.00 - 180.00	80.00 - 100.00
Norochchole (DEC)	120.00 - 180.00	50.00 - 60.00	550.00 - 650.00	-	-	70.00 - 100.00
Nuwara Eliya	170.00 - 180.00	90.00 - 100.00	600.00 - 650.00	340.00 - 350.00	160.00 - 170.00	90.00 - 100.00
Kandy	200.00 - 220.00	80.00 - 90.00	500.00 - 600.00	300.00 - 350.00	150.00 - 170.00	100.00 - 110.00
Hambantota	-	-	-	-	-	-
Thambuththegama (DEC)	150.00 - 200.00	60.00 - 80.00	550.00 - 650.00	220.00 - 260.00	140.00 - 170.00	100.00 - 120.00
Tissamaharama	100.00 - 150.00	30.00 - 50.00	800.00 - 850.00	250.00 - 300.00	180.00 - 220.00	100.00 - 120.00
Jaffna	-	-	-	-	-	-
Bandarawela	-	-	500.00 - 600.00	-	140.00 - 160.00	-
Veyangoda	160.00 - 200.00	80.00 - 100.00	600.00 - 650.00	250.00 - 300.00	120.00 - 140.00	100.00 - 130.00

Locations	Leafy Vegetables (Rs/bundle)			Coconut (Rs/nut)	
	Mukunuwenna	Kankun	Gotukola	Large	Small
Colombo	35.00 - 40.00	35.00 - 40.00	300.00 - 320.00	175.00 - 195.00	145.00 - 165.00
Meegoda (DEC)	50.00 - 60.00	50.00 - 60.00	210.00 - 240.00	170.00 - 190.00	160.00 - 160.00
Norochchole (DEC)	-	-	-	-	-
Nuwara Eliya	-	-	-	-	-
Dambulla (DEC)	30.00 - 35.00	25.00 - 30.00	125.00 - 150.00	150.00 - 155.00	130.00 - 140.00
Kandy	35.00 - 40.00	35.00 - 45.00	240.00 - 250.00	160.00 - 170.00	130.00 - 140.00
Hambantota	-	-	-	-	-
Thambuththegama (DEC)	-	-	-	130.00 - 140.00	100.00 - 110.00
Tissamaharama	20.00 - 30.00	20.00 - 30.00	-	140.00 - 160.00	90.00 - 110.00
Jaffna	-	-	-	-	-
Bandarawela	-	-	-	-	-
Veyangoda	32.00 - 35.00	32.00 - 35.00	200.00 - 220.00	-	-

Colombo, Meegoda, Norochchole, Jaffna, Dambulla and Kandy - Gotukola Price Rs/Kg

Table 07: Selected Markets: Retail Price of Vegetables (Rs/kg)

Week 24: 13 - 19 Jun 2025

LOCATIONS	Up Country Varieties																
	Butter Beans		Green Beans		Carrot		Leeks		Beetroot		Knol Khol		Raddish		Cabbage		Tomato
Colombo	-	460.00 - 800.00	450.00 - 800.00	360.00 - 600.00	350.00 - 700.00	340.00 - 520.00	180.00 - 450.00	360.00 - 650.00	340.00 - 650.00								
Gampaha	-	520.00 - 620.00	600.00 - 700.00	400.00 - 440.00	400.00 - 520.00	440.00 - 540.00	200.00 - 260.00	480.00 - 520.00	400.00 - 520.00								
Kurunegala	-	520.00 - 600.00	600.00 - 640.00	400.00 - 420.00	400.00 - 400.00	340.00 - 420.00	140.00 - 180.00	480.00 - 500.00	400.00 - 460.00								
Nikaweratiya	-	600.00 - 720.00	720.00 - 820.00	450.00 - 500.00	400.00 - 480.00	320.00 - 420.00	160.00 - 250.00	520.00 - 580.00	400.00 - 500.00								
Dambulla	-	600.00 - 650.00	700.00 - 800.00	380.00 - 440.00	460.00 - 480.00	360.00 - 480.00	160.00 - 180.00	480.00 - 540.00	400.00 - 480.00								
Anuradhapura	-	680.00 - 760.00	700.00 - 800.00	400.00 - 480.00	400.00 - 520.00	320.00 - 400.00	200.00 - 240.00	520.00 - 600.00	420.00 - 480.00								
Thambuththegama	-	750.00 - 850.00	700.00 - 800.00	360.00 - 440.00	350.00 - 450.00	-	160.00 - 200.00	640.00 - 700.00	400.00 - 500.00								
Polonnaruwa	-	700.00 - 740.00	760.00 - 800.00	540.00 - 580.00	460.00 - 500.00	380.00 - 400.00	200.00 - 240.00	540.00 - 580.00	460.00 - 500.00								
Kaluthara	-	460.00 - 600.00	580.00 - 700.00	450.00 - 500.00	400.00 - 480.00	360.00 - 400.00	180.00 - 200.00	440.00 - 500.00	600.00 - 650.00								
Badulla	-	580.00 - 600.00	580.00 - 600.00	320.00 - 400.00	580.00 - 600.00	520.00 - 580.00	200.00 - 240.00	480.00 - 520.00	300.00 - 320.00								
Keppetipola	-	540.00 - 560.00	420.00 - 450.00	260.00 - 300.00	260.00 - 280.00	200.00 - 220.00	100.00 - 120.00	340.00 - 360.00	280.00 - 300.00								
Moneragala	-	600.00 - 800.00	580.00 - 720.00	400.00 - 480.00	480.00 - 640.00	-	200.00 - 240.00	480.00 - 600.00	400.00 - 480.00								
Kegalle	-	600.00 - 640.00	900.00 - 950.00	480.00 - 520.00	480.00 - 520.00	360.00 - 400.00	280.00 - 320.00	550.00 - 600.00	480.00 - 520.00								
Ampara	-	600.00 - 680.00	600.00 - 680.00	380.00 - 480.00	360.00 - 420.00	400.00 - 600.00	-	500.00 - 600.00	380.00 - 460.00								
Dehiattakandiya	-	600.00 - 600.00	600.00 - 600.00	400.00 - 400.00	400.00 - 480.00	300.00 - 300.00	200.00 - 300.00	400.00 - 600.00	400.00 - 400.00								
Nuwaraeliya	-	620.00 - 640.00	580.00 - 600.00	350.00 - 360.00	340.00 - 360.00	280.00 - 300.00	200.00 - 220.00	440.00 - 460.00	340.00 - 360.00								
Kandy	-	560.00 - 600.00	700.00 - 750.00	300.00 - 320.00	400.00 - 450.00	260.00 - 300.00	180.00 - 200.00	400.00 - 450.00	360.00 - 400.00								
Puttalam	-	720.00 - 800.00	720.00 - 1000.00	480.00 - 600.00	400.00 - 600.00	400.00 - 400.00	200.00 - 240.00	520.00 - 600.00	480.00 - 500.00								
Hambantota	-	-	-	-	-	-	-	-	-								
Rathnapura	-	550.00 - 640.00	600.00 - 700.00	280.00 - 360.00	350.00 - 400.00	320.00 - 360.00	180.00 - 220.00	480.00 - 540.00	380.00 - 440.00								
Matara	-	640.00 - 720.00	600.00 - 720.00	320.00 - 400.00	380.00 - 480.00	280.00 - 360.00	160.00 - 200.00	520.00 - 600.00	400.00 - 480.00								
Galle	-	580.00 - 620.00	700.00 - 700.00	480.00 - 500.00	580.00 - 600.00	400.00 - 400.00	240.00 - 250.00	520.00 - 600.00	480.00 - 500.00								
Tissamaharama	-	580.00 - 650.00	580.00 - 650.00	350.00 - 380.00	540.00 - 580.00	350.00 - 400.00	150.00 - 200.00	400.00 - 450.00	320.00 - 350.00								
Meegoda (DEC)	-	600.00 - 720.00	640.00 - 800.00	400.00 - 480.00	400.00 - 480.00	320.00 - 400.00	200.00 - 280.00	520.00 - 640.00	480.00 - 520.00								
Embilipitiya	-	600.00 - 720.00	600.00 - 720.00	400.00 - 480.00	550.00 - 640.00	400.00 - 460.00	240.00 - 280.00	520.00 - 600.00	300.00 - 400.00								
Jaffna	-	-	-	-	-	-	-	-	-								
Vavuniya	-	800.00 - 850.00	800.00 - 850.00	550.00 - 600.00	500.00 - 570.00	400.00 - 440.00	220.00 - 250.00	600.00 - 650.00	500.00 - 600.00								
Mannar	-	600.00 - 600.00	750.00 - 800.00	650.00 - 700.00	450.00 - 500.00	-	250.00 - 250.00	550.00 - 600.00	600.00 - 650.00								
Killinochchi	-	780.00 - 820.00	960.00 - 1000.00	380.00 - 420.00	480.00 - 520.00	-	230.00 - 250.00	480.00 - 520.00	580.00 - 620.00								
Mullaittivu	-	800.00 - 850.00	800.00 - 850.00	500.00 - 550.00	580.00 - 620.00	-	260.00 - 300.00	600.00 - 650.00	400.00 - 450.00								
Batticaloa	-	550.00 - 600.00	680.00 - 700.00	400.00 - 470.00	600.00 - 680.00	350.00 - 400.00	240.00 - 260.00	520.00 - 550.00	420.00 - 480.00								
Trincomalee	-	500.00 530.00	960.00 1000.00	440.00 460.00	520.00 - 550.00	-	220.00 - 230.00	460.00 500.00	-								
Hanguranketha	-	-	-	-	-	-	-	-	-								
Veyangoda	-	600.00 - 720.00	520.00 - 600.00	320.00 - 360.00	240.00 - 320.00	280.00 - 360.00	120.00 - 180.00	400.00 - 520.00	360.00 - 440.00								
Galenbindunuwewa	-	700.00 - 720.00	860.00 - 880.00	590.00 - 600.00	470.00 - 490.00	310.00 - 340.00	240.00 - 250.00	580.00 - 600.00	590.00 - 600.00								
Bandarawela	-	520.00 - 580.00	500.00 - 580.00	280.00 - 340.00	400.00 - 440.00	320.00 - 340.00	120.00 - 150.00	360.00 - 400.00	280.00 - 320.00								
Matale	-	600.00 - 680.00	700.00 - 800.00	440.00 - 480.00	480.00 - 600.00	380.00 - 400.00	200.00 - 240.00	480.00 - 600.00	320.00 - 400.00								

Table 07 (Contd.)

LOCATIONS	Low Country Varieties										
	Ladies Fingers	Brinjal	Capsicum	Pumpkin	Cucumber	Bitter Gourd	Snake Gourd	Drumstick	Luffa	Long Beans	
Colombo	160.00 - 400.00	380.00 - 600.00	550.00 - 1000.00	150.00 - 340.00	120.00 - 280.00	380.00 - 760.00	160.00 - 460.00	900.00 - 1200.00	200.00 - 450.00	240.00 - 460.00	
Gampaha	240.00 - 340.00	440.00 - 520.00	960.00 - 1000.00	240.00 - 260.00	160.00 - 200.00	520.00 - 600.00	320.00 - 400.00	-	300.00 - 320.00	320.00 - 420.00	
Kurunegala	220.00 - 260.00	380.00 - 400.00	650.00 - 700.00	220.00 - 240.00	120.00 - 160.00	500.00 - 540.00	280.00 - 340.00	-	240.00 - 260.00	280.00 - 320.00	
Nikaweratiya	240.00 - 300.00	400.00 - 450.00	600.00 - 720.00	200.00 - 280.00	100.00 - 240.00	520.00 - 620.00	200.00 - 320.00	-	200.00 - 320.00	240.00 - 300.00	
Dambulla	200.00 - 240.00	400.00 - 480.00	700.00 - 800.00	180.00 - 200.00	100.00 - 140.00	500.00 - 600.00	280.00 - 300.00	700.00 - 800.00	160.00 - 200.00	200.00 - 260.00	
Anuradhapura	200.00 - 240.00	400.00 - 480.00	720.00 - 800.00	200.00 - 260.00	160.00 - 180.00	560.00 - 640.00	240.00 - 320.00	-	200.00 - 320.00	320.00 - 400.00	
Thambuththegama	150.00 - 200.00	400.00 - 450.00	600.00 - 700.00	180.00 - 220.00	80.00 - 100.00	450.00 - 560.00	280.00 - 350.00	-	150.00 - 200.00	300.00 - 380.00	
Polonnaruwa	280.00 - 320.00	460.00 - 500.00	760.00 - 800.00	220.00 - 250.00	120.00 - 150.00	600.00 - 640.00	280.00 - 320.00	-	300.00 - 340.00	340.00 - 360.00	
Kaluthara	200.00 - 300.00	350.00 - 400.00	600.00 - 800.00	250.00 - 300.00	150.00 - 200.00	500.00 - 600.00	280.00 - 400.00	-	250.00 - 400.00	300.00 - 400.00	
Badulla	220.00 - 240.00	420.00 - 480.00	620.00 - 780.00	200.00 - 240.00	120.00 - 160.00	520.00 - 580.00	380.00 - 400.00	980.00 - 1000.00	320.00 - 400.00	240.00 - 320.00	
Keppetipola	150.00 - 160.00	280.00 - 300.00	550.00 - 600.00	220.00 - 250.00	120.00 - 130.00	400.00 - 420.00	200.00 - 230.00	-	160.00 - 170.00	240.00 - 250.00	
Moneragala	200.00 - 240.00	320.00 - 400.00	720.00 - 800.00	240.00 - 260.00	160.00 - 200.00	600.00 - 640.00	280.00 - 320.00	1000.00 - 1200.00	320.00 - 400.00	320.00 - 400.00	
Kegalle	280.00 - 320.00	440.00 - 480.00	750.00 - 800.00	240.00 - 280.00	200.00 - 240.00	520.00 - 560.00	280.00 - 320.00	1200.00 - 1200.00	240.00 - 280.00	280.00 - 320.00	
Ampara	280.00 - 320.00	300.00 - 400.00	660.00 - 800.00	200.00 - 280.00	140.00 - 240.00	580.00 - 620.00	260.00 - 340.00	-	360.00 - 400.00	280.00 - 400.00	
Dehiattakandiya	200.00 - 300.00	400.00 - 400.00	800.00 - 800.00	200.00 - 240.00	100.00 - 120.00	600.00 - 680.00	200.00 - 280.00	1000.00 - 1000.00	200.00 - 240.00	300.00 - 300.00	
Nuwaraeliya	240.00 - 260.00	350.00 - 360.00	650.00 - 700.00	260.00 - 280.00	150.00 - 160.00	480.00 - 500.00	260.00 - 280.00	-	220.00 - 240.00	280.00 - 300.00	
Kandy	160.00 - 180.00	360.00 - 400.00	700.00 - 750.00	180.00 - 200.00	100.00 - 120.00	480.00 - 500.00	260.00 - 280.00	-	160.00 - 180.00	260.00 - 300.00	
Puttalam	200.00 - 240.00	400.00 - 400.00	800.00 - 1000.00	280.00 - 300.00	180.00 - 200.00	600.00 - 700.00	260.00 - 320.00	800.00 - 1200.00	320.00 - 400.00	400.00 - 400.00	
Rathnapura	200.00 - 240.00	400.00 - 470.00	800.00 - 950.00	180.00 - 230.00	140.00 - 180.00	540.00 - 600.00	220.00 - 270.00	-	280.00 - 350.00	300.00 - 340.00	
Hambantota	-	-	-	-	-	-	-	-	-	-	
Matara	160.00 - 200.00	320.00 - 480.00	900.00 - 1100.00	180.00 - 200.00	100.00 - 160.00	520.00 - 600.00	280.00 - 340.00	-	240.00 - 320.00	300.00 - 400.00	
Galle	240.00 - 320.00	400.00 - 500.00	700.00 - 800.00	160.00 - 240.00	140.00 - 200.00	480.00 - 600.00	300.00 - 400.00	-	400.00 - 460.00	300.00 - 400.00	
Tissamaharama	120.00 - 180.00	340.00 - 380.00	600.00 - 650.00	150.00 - 180.00	150.00 - 160.00	450.00 - 500.00	220.00 - 300.00	-	250.00 - 280.00	180.00 - 220.00	
Meegoda (DEC)	200.00 - 240.00	480.00 - 560.00	600.00 - 760.00	200.00 - 240.00	160.00 - 180.00	600.00 - 720.00	300.00 - 400.00	-	200.00 - 240.00	360.00 - 400.00	
Embilipitiya	120.00 - 160.00	300.00 - 400.00	550.00 - 600.00	240.00 - 260.00	90.00 - 120.00	500.00 - 600.00	200.00 - 280.00	700.00 - 720.00	280.00 - 400.00	300.00 - 400.00	
Jaffna	-	-	-	-	-	-	-	-	-	-	
Vavuniya	200.00 - 240.00	250.00 - 280.00	700.00 - 750.00	200.00 - 240.00	160.00 - 200.00	800.00 - 950.00	300.00 - 340.00	2000.00 - 2150.00	250.00 - 300.00	350.00 - 400.00	
Mannar	350.00 - 400.00	550.00 - 600.00	900.00 - 950.00	200.00 - 250.00	200.00 - 240.00	550.00 - 600.00	280.00 - 300.00	950.00 - 1000.00	-	350.00 - 400.00	
Killinochchi	260.00 - 300.00	400.00 - 430.00	970.00 - 1000.00	160.00 - 180.00	200.00 - 220.00	780.00 - 820.00	240.00 - 260.00	1600.00 - 1650.00	-	240.00 - 260.00	
Mullaittivu	220.00 - 250.00	300.00 - 350.00	950.00 - 1050.00	180.00 - 200.00	140.00 - 160.00	-	280.00 - 320.00	1400.00 - 1500.00	-	300.00 - 350.00	
Batticaloa	320.00 - 350.00	400.00 - 500.00	1000.00 - 1100.00	200.00 - 220.00	200.00 - 250.00	480.00 - 600.00	320.00 - 400.00	750.00 - 850.00	350.00 - 400.00	300.00 - 370.00	
Trincomalee	360.00 - 400.00	470.00 - 500.00	1000.00 - 1100.00	200.00 - 230.00	200.00 - 220.00	700.00 - 750.00	340.00 - 360.00	-	270.00 - 280.00	370.00 - 400.00	
Hanguranketha	-	-	-	-	-	-	-	-	-	-	
Veyangoda	180.00 - 240.00	360.00 - 480.00	600.00 - 700.00	160.00 - 200.00	120.00 - 160.00	520.00 - 600.00	160.00 - 240.00	-	160.00 - 240.00	240.00 - 320.00	
Galenbindunuwewa	300.00 - 320.00	450.00 - 480.00	860.00 - 880.00	195.00 - 320.00	150.00 - 160.00	580.00 - 600.00	300.00 - 320.00	-	300.00 - 320.00	300.00 - 320.00	
Bandarawela	160.00 - 200.00	300.00 - 360.00	550.00 - 650.00	180.00 - 200.00	120.00 - 140.00	440.00 - 480.00	200.00 - 220.00	-	200.00 - 240.00	280.00 - 320.00	
Matale	160.00 - 240.00	400.00 - 480.00	760.00 - 800.00	200.00 - 240.00	120.00 - 160.00	520.00 - 600.00	300.00 - 320.00	-	180.00 - 200.00	280.00 - 320.00	

Table 07 (Contd.)

LOCATIONS	Low Country Varieties					Leafy Vegetable			Coconut (Rs/nut)	
	Ash Plantain	Green Chillies	Lime	Sweet Potato	Manioc	Mukunuwenna	Kankun	Gotukola	Large	Small
Colombo	120.00 - 360.00	650.00 - 1100.00	500.00 - 900.00	230.00 - 400.00	160.00 - 240.00	50.00 - 80.00	50.00 - 80.00	180.00 - 280.00	200.00 - 220.00	170.00 - 200.00
Gampaha	200.00 - 260.00	800.00 - 900.00	500.00 - 600.00	340.00 - 360.00	160.00 - 200.00	70.00 - 70.00	70.00 - 70.00	90.00 - 90.00	200.00 - 220.00	170.00 - 180.00
Kurunegala	180.00 - 200.00	700.00 - 800.00	400.00 - 480.00	300.00 - 300.00	180.00 - 200.00	70.00 - 70.00	70.00 - 70.00	70.00 - 80.00	200.00 - 200.00	160.00 - 165.00
Nikaweratiya	120.00 - 280.00	800.00 - 1000.00	320.00 - 420.00	240.00 - 260.00	150.00 - 160.00	50.00 - 50.00	50.00 - 50.00	150.00 - 150.00	180.00 - 190.00	120.00 - 160.00
Dambulla	160.00 - 240.00	700.00 - 800.00	400.00 - 500.00	200.00 - 240.00	160.00 - 200.00	60.00 - 70.00	60.00 - 70.00	50.00 - 60.00	170.00 - 180.00	140.00 - 150.00
Anuradhapura	160.00 - 200.00	900.00 - 1200.00	400.00 - 500.00	240.00 - 320.00	200.00 - 240.00	50.00 - 60.00	50.00 - 60.00	50.00 - 60.00	170.00 - 180.00	120.00 - 160.00
Thambuththegama	130.00 - 180.00	760.00 - 850.00	350.00 - 440.00	240.00 - 250.00	150.00 - 200.00	-	-	-	160.00 - 180.00	125.00 - 130.00
Polonnaruwa	200.00 - 240.00	1000.00 - 1200.00	500.00 - 550.00	240.00 - 280.00	160.00 - 180.00	50.00 - 60.00	50.00 - 50.00	50.00 - 50.00	180.00 - 200.00	120.00 - 140.00
Kaluthara	200.00 - 260.00	800.00 - 1000.00	500.00 - 600.00	240.00 - 270.00	180.00 - 200.00	70.00 - 100.00	70.00 - 100.00	100.00 - 120.00	200.00 - 230.00	160.00 - 170.00
Badulla	200.00 - 240.00	1000.00 - 1000.00	600.00 - 800.00	240.00 - 320.00	200.00 - 200.00	70.00 - 80.00	70.00 - 80.00	80.00 - 100.00	190.00 - 190.00	160.00 - 170.00
Keppetipola	150.00 - 160.00	680.00 - 750.00	400.00 - 450.00	200.00 - 220.00	130.00 - 150.00	60.00 - 70.00	60.00 - 70.00	50.00 - 60.00	200.00 - 220.00	160.00 - 170.00
Moneragala	80.00 - 100.00	1000.00 - 1200.00	400.00 - 500.00	240.00 - 280.00	100.00 - 120.00	60.00 - 70.00	60.00 - 70.00	60.00 - 80.00	150.00 - 160.00	130.00 - 140.00
Kegalle	160.00 - 200.00	850.00 - 900.00	450.00 - 500.00	280.00 - 320.00	180.00 - 200.00	70.00 - 80.00	70.00 - 80.00	50.00 - 60.00	190.00 - 200.00	170.00 - 180.00
Ampara	160.00 - 200.00	880.00 - 1200.00	380.00 - 450.00	250.00 - 280.00	100.00 - 160.00	60.00 - 70.00	60.00 - 60.00	200.00 - 200.00	200.00 - 210.00	180.00 - 180.00
Dehiattakandiya	150.00 - 200.00	1000.00 - 1200.00	400.00 - 600.00	200.00 - 300.00	200.00 - 200.00	50.00 - 70.00	50.00 - 70.00	50.00 - 70.00	160.00 - 180.00	140.00 - 150.00
Nuwaraeliya	220.00 - 240.00	800.00 - 850.00	460.00 - 480.00	280.00 - 320.00	200.00 - 220.00	50.00 - 60.00	50.00 - 60.00	40.00 - 50.00	210.00 - 220.00	190.00 - 200.00
Kandy	140.00 - 160.00	900.00 - 1000.00	500.00 - 600.00	280.00 - 300.00	150.00 - 160.00	50.00 - 60.00	50.00 - 60.00	50.00 - 60.00	185.00 - 200.00	150.00 - 165.00
Puttalam	120.00 - 160.00	800.00 - 1000.00	350.00 - 400.00	300.00 - 350.00	180.00 - 200.00	50.00 - 70.00	50.00 - 60.00	40.00 - 40.00	160.00 - 180.00	120.00 - 140.00
Rathnapura	160.00 - 220.00	1000.00 - 1200.00	400.00 - 500.00	240.00 - 280.00	120.00 - 160.00	80.00 - 80.00	80.00 - 80.00	100.00 - 100.00	180.00 - 210.00	140.00 - 160.00
Hambanthota	-	-	-	-	-	-	-	-	-	-
Matara	120.00 - 160.00	800.00 - 1000.00	400.00 - 600.00	220.00 - 260.00	160.00 - 200.00	50.00 - 60.00	50.00 - 60.00	90.00 - 110.00	190.00 - 220.00	160.00 - 180.00
Galle	160.00 - 240.00	1000.00 - 1000.00	500.00 - 600.00	240.00 - 320.00	150.00 - 200.00	60.00 - 70.00	60.00 - 70.00	80.00 - 100.00	180.00 - 220.00	160.00 - 165.00
Tissamaharama	80.00 - 120.00	900.00 - 950.00	350.00 - 400.00	250.00 - 280.00	150.00 - 180.00	40.00 - 50.00	40.00 - 50.00	70.00 - 80.00	180.00 - 200.00	120.00 - 140.00
Meegoda (DEC)	160.00 - 200.00	800.00 - 1000.00	480.00 - 520.00	200.00 - 240.00	150.00 - 160.00	80.00 - 80.00	80.00 - 80.00	100.00 - 120.00	190.00 - 200.00	160.00 - 180.00
Embilipitiya	80.00 - 100.00	800.00 - 900.00	400.00 - 500.00	280.00 - 320.00	150.00 - 180.00	60.00 - 80.00	50.00 - 70.00	90.00 - 120.00	170.00 - 200.00	120.00 - 160.00
Jaffna	-	-	-	-	-	-	-	-	-	-
Vavuniya	150.00 - 200.00	800.00 - 850.00	350.00 - 400.00	200.00 - 240.00	200.00 - 240.00	50.00 - 65.00	55.00 - 65.00	70.00 - 80.00	200.00 - 240.00	140.00 - 160.00
Mannar	180.00 - 200.00	850.00 - 900.00	450.00 - 500.00	300.00 - 350.00	250.00 - 250.00	50.00 - 50.00	-	50.00 - 60.00	190.00 - 200.00	140.00 - 150.00
Killinochchi	140.00 - 160.00	700.00 - 740.00	380.00 - 420.00	280.00 - 320.00	200.00 - 220.00	60.00 - 70.00	45.00 - 55.00	45.00 - 55.00	180.00 - 200.00	100.00 - 120.00
Mullaittivu	160.00 - 200.00	980.00 - 1100.00	400.00 - 450.00	300.00 - 350.00	240.00 - 260.00	100.00 - 120.00	75.00 - 80.00	50.00 - 60.00	-	130.00 - 140.00
Batticaloa	150.00 - 200.00	900.00 - 1000.00	550.00 - 600.00	250.00 - 300.00	150.00 - 160.00	60.00 - 60.00	50.00 - 50.00	70.00 - 70.00	180.00 - 200.00	120.00 - 130.00
Trincomalee	220.00 240.00	700.00 750.00	460.00 500.00	340.00 350.00	230.00 240.00	60.00 65.00	65.00 70.00	45.00 50.00	190.00 210.00	140.00 150.00
Hanguranketha	-	-	-	-	-	-	-	-	-	-
Veyangoda	140.00 - 200.00	800.00 - 900.00	360.00 - 400.00	160.00 - 220.00	160.00 - 200.00	60.00 - 70.00	60.00 - 70.00	100.00 - 120.00	190.00 - 200.00	160.00 - 180.00
Galenbindunuwewa	150.00 - 160.00	970.00 - 1000.00	400.00 - 400.00	220.00 - 240.00	150.00 - 160.00	50.00 - 60.00	50.00 - 60.00	50.00 - 60.00	170.00 - 175.00	155.00 - 160.00
Bandarawela	160.00 - 200.00	700.00 - 800.00	400.00 - 500.00	220.00 - 260.00	150.00 - 180.00	70.00 - 80.00	70.00 - 80.00	80.00 - 100.00	180.00 - 200.00	150.00 - 170.00
Matale	120.00 - 160.00	900.00 - 1000.00	480.00 - 600.00	240.00 - 260.00	160.00 - 200.00	60.00 - 70.00	60.00 - 70.00	50.00 - 60.00	180.00 - 200.00	160.00 - 170.00

Table 08: Selected Markets: Retail Price of Fruits (Rs/each & Rs/kg)

Week 24: 13 - 19 Jun 2025

18

LOCATIONS	Banana					Pineapple			Mango	
	Ambul (Rs/kg)	Kolikuttu (Rs/kg)	Seeni (Rs/kg)	Anamalu	Ambun	Large	Medium	Small	Betti	Karthakolomban
Colombo	100.00 - 180.00	250.00 - 350.00	100.00 - 200.00	29.00 - 50.00	40.00 - 70.00	480.00 - 760.00	380.00 - 620.00	280.00 - 490.00	-	230.00 - 430.00
Gampaha	120.00 - 140.00	280.00 - 300.00	140.00 - 160.00	-	50.00 - 50.00	450.00 - 500.00	350.00 - 400.00	-	40.00 - 40.00	150.00 - 160.00
Kurunegala	100.00 - 140.00	280.00 - 300.00	140.00 - 160.00	40.00 - 40.00	56.00 - 60.00	500.00 - 550.00	-	-	-	150.00 - 165.00
Nikaweratiya	130.00 - 160.00	300.00 - 350.00	120.00 - 160.00	-	50.00 - 55.00	500.00 - 600.00	400.00 - 480.00	-	-	400.00 - 450.00
Dambulla	120.00 - 140.00	300.00 - 360.00	140.00 - 150.00	-	50.00 - 56.00	500.00 - 550.00	350.00 - 400.00	250.00 - 280.00	60.00 - 65.00	150.00 - 160.00
Anuradhapura	140.00 - 200.00	380.00 - 420.00	150.00 - 200.00	28.00 - 35.00	43.00 - 50.00	630.00 - 700.00	480.00 - 550.00	350.00 - 420.00	-	120.00 - 150.00
Thambuththegama	100.00 - 150.00	320.00 - 380.00	100.00 - 150.00	25.00 - 32.00	42.00 - 52.00	400.00 - 480.00	300.00 - 350.00	-	-	-
Polonnaruwa	180.00 - 220.00	300.00 - 350.00	180.00 - 220.00	35.00 - 40.00	40.00 - 45.00	650.00 - 700.00	450.00 - 500.00	250.00 - 300.00	-	200.00 - 250.00
Kaluthara	120.00 - 140.00	280.00 - 360.00	160.00 - 200.00	28.00 - 30.00	30.00 - 35.00	550.00 - 625.00	380.00 - 480.00	330.00 - 360.00	-	120.00 - 150.00
Badulla	120.00 - 120.00	250.00 - 300.00	120.00 - 120.00	25.00 - 27.00	30.00 - 33.00	550.00 - 600.00	300.00 - 350.00	200.00 - 280.00	50.00 - 58.00	250.00 - 300.00
Keppetipola	140.00 - 150.00	250.00 - 270.00	140.00 - 150.00	30.00 - 32.00	45.00 - 46.00	-	420.00 - 450.00	340.00 - 350.00	-	180.00 - 200.00
Moneragala	80.00 - 100.00	200.00 - 250.00	80.00 - 100.00	18.00 - 20.00	20.00 - 22.00	540.00 - 540.00	450.00 - 480.00	260.00 - 300.00	-	100.00 - 140.00
Kegalle	130.00 - 150.00	280.00 - 320.00	120.00 - 140.00	25.00 - 30.00	40.00 - 50.00	800.00 - 800.00	550.00 - 650.00	300.00 - 450.00	-	110.00 - 150.00
Ampara	140.00 - 150.00	280.00 - 300.00	130.00 - 130.00	35.00 - 38.00	40.00 - 42.00	480.00 - 500.00	-	-	-	110.00 - 120.00
Dehiattakandiya	120.00 - 180.00	350.00 - 350.00	130.00 - 180.00	-	41.00 - 50.00	600.00 - 700.00	400.00 - 500.00	200.00 - 300.00	-	200.00 - 230.00
Nuwaraeliya	130.00 - 150.00	250.00 - 260.00	120.00 - 130.00	28.00 - 32.00	42.00 - 44.00	-	460.00 - 480.00	360.00 - 380.00	-	200.00 - 220.00
Kandy	150.00 - 170.00	300.00 - 320.00	150.00 - 180.00	28.00 - 30.00	40.00 - 45.00	700.00 - 750.00	400.00 - 480.00	250.00 - 300.00	-	150.00 - 170.00
Puttalam	100.00 - 180.00	300.00 - 350.00	100.00 - 200.00	24.00 - 30.00	-	500.00 - 700.00	300.00 - 400.00	200.00 - 250.00	-	100.00 - 150.00
Rathnapura	100.00 - 120.00	200.00 - 250.00	80.00 - 100.00	25.00 - 28.00	38.00 - 41.00	560.00 - 630.00	400.00 - 450.00	320.00 - 350.00	-	216.00 - 250.00
Hambantota	-	-	-	-	-	-	-	-	-	-
Matara	100.00 - 120.00	260.00 - 280.00	110.00 - 120.00	20.00 - 22.00	30.00 - 32.00	500.00 - 600.00	380.00 - 450.00	300.00 - 350.00	100.00 - 130.00	160.00 - 190.00
Galle	120.00 - 150.00	250.00 - 280.00	120.00 - 140.00	32.00 - 35.00	32.00 - 35.00	600.00 - 620.00	480.00 - 520.00	-	130.00 - 160.00	160.00 - 180.00
Tissamaharama	80.00 - 100.00	150.00 - 180.00	80.00 - 100.00	18.00 - 24.00	33.00 - 38.00	580.00 - 670.00	450.00 - 520.00	360.00 - 410.00	38.00 - 44.00	100.00 - 110.00
Meegoda (DEC)	100.00 - 140.00	260.00 - 300.00	130.00 - 150.00	38.00 - 56.00	38.00 - 56.00	680.00 - 765.00	520.00 - 585.00	400.00 - 450.00	-	-
Embilipitiya	30.00 - 50.00	150.00 - 200.00	70.00 - 100.00	18.00 - 25.00	25.00 - 30.00	-	400.00 - 450.00	300.00 - 360.00	60.00 - 80.00	120.00 - 150.00
Jaffna	-	-	-	-	-	-	-	-	-	-
Vavuniya	120.00 - 150.00	340.00 - 360.00	120.00 - 150.00	-	30.00 - 32.00	550.00 - 580.00	450.00 - 480.00	350.00 - 380.00	-	-
Mannar	100.00 - 120.00	300.00 - 300.00	150.00 - 150.00	-	-	650.00 - 680.00	550.00 - 580.00	350.00 - 360.00	-	250.00 - 280.00
Killinochchi	100.00 - 120.00	280.00 - 320.00	120.00 - 140.00	34.00 - 36.00	38.00 - 40.00	500.00 - 550.00	400.00 - 450.00	300.00 - 350.00	-	-
Mullaittivu	150.00 - 170.00	340.00 - 360.00	130.00 - 150.00	42.00 - 43.00	45.00 - 46.00	600.00 - 650.00	400.00 - 450.00	-	-	-
Batticaloa	110.00 - 130.00	250.00 - 300.00	130.00 - 150.00	35.00 - 36.00	40.00 - 44.00	490.00 - 600.00	350.00 - 400.00	200.00 - 220.00	-	250.00 - 280.00
Trincomalee	165.00 - 170.00	300.00 - 350.00	170.00 - 175.00	-	-	700.00 - 750.00	520.00 - 540.00	420.00 - 440.00	-	-
Veyangoda	110.00 - 130.00	250.00 - 270.00	120.00 - 140.00	23.00 - 27.00	30.00 - 34.00	680.00 - 770.00	520.00 - 600.00	400.00 - 460.00	-	170.00 - 190.00
Galenbindunuwewa	100.00 - 130.00	300.00 - 350.00	90.00 - 100.00	42.00 - 43.00	42.00 - 43.00	480.00 - 520.00	350.00 - 360.00	-	-	-
Bandarawela	140.00 - 160.00	280.00 - 350.00	140.00 - 150.00	25.00 - 28.00	40.00 - 46.00	500.00 - 520.00	360.00 - 400.00	300.00 - 320.00	-	150.00 - 200.00
Matale	120.00 - 160.00	280.00 - 300.00	120.00 - 180.00	30.00 - 35.00	42.00 - 48.00	700.00 - 800.00	560.00 - 640.00	320.00 - 450.00	-	120.00 - 150.00

Table 08 (Contd.)

LOCATIONS	Mango		Other Fruits							
	Vilad	Kohu	Papaw (Rs/kg)	Passion	Wood Apple	Orange	Avocado	Slime Apple	Grapes (Rs/kg)	King Coconut
Colombo	-	-	120.00 - 250.00	60.00 - 100.00	160.00 - 300.00	130.00 - 200.00	130.00 - 270.00	40.00 - 140.00	2100.00 - 3000.00	150.00 - 200.00
Gampaha	-	-	150.00 - 180.00	-	200.00 - 240.00	140.00 - 150.00	125.00 - 138.00	85.00 - 90.00	2500.00 - 2500.00	150.00 - 160.00
Kurunegala	-	-	160.00 - 180.00	-	180.00 - 250.00	125.00 - 150.00	100.00 - 115.00	65.00 - 65.00	2000.00 - 2200.00	150.00 - 160.00
Nikaweratiya	-	-	130.00 - 220.00	28.00 - 38.00	-	120.00 - 150.00	150.00 - 160.00	40.00 - 50.00	2500.00 - 2700.00	-
Dambulla	-	40.00 - 50.00	160.00 - 180.00	30.00 - 35.00	-	80.00 - 100.00	120.00 - 150.00	50.00 - 60.00	2800.00 - 2900.00	160.00 - 180.00
Anuradhapura	-	-	140.00 - 180.00	-	-	-	100.00 - 150.00	60.00 - 80.00	2500.00 - 2800.00	150.00 - 200.00
Thambuththegama	-	-	80.00 - 120.00	40.00 - 50.00	-	-	115.00 - 150.00	-	-	130.00 - 150.00
Polonnaruwa	-	-	150.00 - 180.00	50.00 - 60.00	-	-	160.00 - 200.00	50.00 - 80.00	2800.00 - 3000.00	180.00 - 240.00
Kaluthara	-	-	150.00 - 200.00	-	132.00 - 150.00	-	100.00 - 125.00	53.00 - 60.00	2500.00 - 3000.00	150.00 - 160.00
Badulla	70.00 - 75.00	33.00 - 41.00	100.00 - 150.00	60.00 - 62.00	150.00 - 200.00	66.00 - 66.00	150.00 - 200.00	50.00 - 66.00	2800.00 - 3000.00	200.00 - 250.00
Keppetipola	-	-	150.00 - 160.00	50.00 - 55.00	120.00 - 130.00	100.00 - 120.00	100.00 - 130.00	50.00 - 55.00	2450.00 - 3390.00	170.00 - 180.00
Moneragala	80.00 - 100.00	-	160.00 - 180.00	25.00 - 30.00	-	-	60.00 - 80.00	40.00 - 50.00	2800.00 - 3000.00	120.00 - 160.00
Kegalle	-	-	140.00 - 150.00	20.00 - 25.00	150.00 - 160.00	80.00 - 100.00	70.00 - 120.00	50.00 - 100.00	2300.00 - 2500.00	180.00 - 200.00
Ampara	71.00 - 82.00	-	160.00 - 180.00	-	-	-	66.00 - 75.00	-	2200.00 - 2300.00	160.00 - 180.00
Dehiattakandiya	-	-	140.00 - 180.00	-	-	-	-	50.00 - 60.00	2600.00 - 3000.00	150.00 - 200.00
Nuwaraeliya	-	-	150.00 - 170.00	60.00 - 65.00	130.00 - 140.00	130.00 - 140.00	140.00 - 150.00	50.00 - 60.00	2800.00 - 3000.00	190.00 - 200.00
Kandy	-	-	170.00 - 180.00	45.00 - 50.00	170.00 - 180.00	120.00 - 130.00	100.00 - 120.00	50.00 - 60.00	2400.00 - 2800.00	180.00 - 200.00
Puttalam	-	-	150.00 - 200.00	40.00 - 60.00	-	70.00 - 100.00	80.00 - 120.00	50.00 - 60.00	2900.00 - 3000.00	150.00 - 200.00
Hambantota	-	-	-	-	-	-	-	-	-	-
Rathnapura	-	-	120.00 - 150.00	-	100.00 - 140.00	-	100.00 - 133.00	40.00 - 60.00	2000.00 - 2200.00	130.00 - 150.00
Matara	90.00 - 110.00	-	140.00 - 160.00	50.00 - 60.00	170.00 - 190.00	180.00 - 200.00	90.00 - 110.00	50.00 - 60.00	2300.00 - 2500.00	120.00 - 150.00
Galle	-	-	120.00 - 160.00	48.00 - 60.00	133.00 - 160.00	180.00 - 200.00	120.00 - 130.00	60.00 - 70.00	2800.00 - 3000.00	120.00 - 160.00
Tissamaharama	50.00 - 58.00	30.00 - 37.00	100.00 - 150.00	40.00 - 45.00	130.00 - 142.00	-	100.00 - 115.00	30.00 - 36.00	2500.00 - 2800.00	150.00 - 180.00
Meegoda (DEC)	-	-	140.00 - 150.00	-	-	-	120.00 - 140.00	50.00 - 70.00	2200.00 - 2500.00	150.00 - 160.00
Embilipitiya	60.00 - 80.00	40.00 - 50.00	130.00 - 160.00	30.00 - 50.00	-	120.00 - 150.00	80.00 - 120.00	-	2600.00 - 2800.00	160.00 - 180.00
Jaffna	-	-	-	-	-	-	-	-	-	-
Vavuniya	-	-	100.00 - 140.00	41.00 - 45.00	135.00 - 145.00	90.00 - 100.00	-	-	2400.00 - 2500.00	190.00 - 220.00
Mannar	-	-	150.00 - 180.00	-	200.00 - 250.00	120.00 - 130.00	150.00 - 170.00	100.00 - 120.00	2500.00 - 2500.00	250.00 - 250.00
Killinochchi	-	-	120.00 - 140.00	55.00 - 65.00	-	-	-	-	2400.00 - 2450.00	240.00 - 260.00
Mullaittivu	-	-	130.00 - 140.00	50.00 - 60.00	-	-	-	-	2400.00 - 2500.00	160.00 - 200.00
Batticaloa	-	-	180.00 - 200.00	25.00 - 35.00	100.00 - 150.00	80.00 - 120.00	100.00 - 110.00	-	2500.00 - 2600.00	180.00 - 200.00
Trincomalee	-	50.00 - 55.00	130.00 - 135.00	70.00 - 75.00	-	86.00 - 88.00	124.00 - 125.00	-	2440.00 - 2450.00	225.00 - 230.00
Veyangoda	-	-	120.00 - 140.00	45.00 - 50.00	100.00 - 120.00	80.00 - 90.00	100.00 - 110.00	30.00 - 40.00	2300.00 - 2500.00	150.00 - 180.00
Galenbindunuwewa	50.00 - 50.00	-	100.00 - 120.00	-	-	-	80.00 - 100.00	30.00 - 35.00	2400.00 - 2500.00	150.00 - 150.00
Bandarawela	-	-	120.00 - 170.00	60.00 - 70.00	-	110.00 - 120.00	100.00 - 150.00	60.00 - 70.00	2600.00 - 2800.00	160.00 - 180.00
Matale	-	-	130.00 - 160.00	30.00 - 38.00	120.00 - 160.00	80.00 - 100.00	100.00 - 120.00	40.00 - 50.00	2800.00 - 3000.00	140.00 - 180.00

Table 09: Selected Markets: Wholesale Price of Fresh Fish & Eggs (Rs/kg & Rs/egg)

Week 24: 13 - 19 Jun 2025

Locations	Sea Fish					
	Salaya	Hurulla	Balaya	Kelawalla	Thora	Paraw
Colombo	450.00 – 700.00	1100.00 – 1300.00	800.00 – 1300.00	1500.00 – 2200.00	2500.00 – 3600.00	1400.00 – 1600.00
Kandy	680.00 – 700.00	-	1300.00 – 1400.00	1700.00 – 1800.00	2900.00 – 3000.00	1400.00 – 1500.00
Kaluthara	-	-	1000.00 – 1200.00	1400.00 – 1600.00	-	-
Puttalam	-	-	-	-	-	-
Matara	700.00 – 800.00	-	1200.00 – 1300.00	1400.00 – 1600.00	-	-
Hambantota	-	-	-	-	-	-
Galle	-	-	980.00 – 1000.00	1200.00 – 1400.00	-	1600.00 – 1600.00
Batticaloa	500.00 – 600.00	-	1000.00 – 1200.00	1400.00 – 1500.00	-	-
Trincomalee	460.00 – 480.00	1080.00 – 1120.00	1150.00 – 1180.00	1870.00 – 1900.00	1960.00 – 1980.00	1550.00 – 1572.00
Mannar	500.00 – 800.00	-	750.00 – 800.00	-	-	-

Locations	Sea Fish				Eggs	
	Mora	Shrimps	Thalapath	Teppeli	Brown	White
Colombo	1000.00 – 1500.00	1200.00 – 1800.00	2000.00 – 2400.00	-	36.00 – 37.00	34.00 – 35.00
Kandy	1500.00 – 1600.00	1700.00 – 1800.00	2400.00 – 2500.00	-	35.00 – 36.00	32.00 – 33.00
Kaluthara	1100.00 – 1200.00	1500.00 – 1700.00	1900.00 – 2000.00	-	-	-
Puttalam	-	-	-	-	-	-
Matara	-	1700.00 – 1800.00	1650.00 – 1750.00	-	35.00 – 36.00	31.00 – 32.00
Hambantota	-	-	-	-	-	-
Galle	1200.00 – 1200.00	-	2000.00 – 2000.00	-	-	32.00 – 34.00
Batticaloa	1200.00 – 1300.00	1750.00 – 1800.00	2200.00 – 2300.00	-	-	32.00 – 32.00
Trincomalee	1760.00 – 1780.00	1040.00 – 1060.00	-	-	35.00 – 37.00	33.00 – 34.00
Mannar	1800.00 – 2000.00	1250.00 – 1500.00	-	-	34.00 – 34.00	32.00 – 32.00

Table 10: Selected Markets: Wholesale Price of Dried Fish (Rs/50kg)

Week 24: 13 - 19 Jun 2025

Locations	Local Dried Fish					
	Sprats	Kattawa	Thora	Mora	Balaya	Anguluwa
Colombo	75000 – 80000	-	-	100000 – 110000	90000 – 110000	-
Kandy	77500 – 82500	-	-	100000 – 105000	90000 – 95000	-
Batticaloa	42500 – 45000	90000 – 97500	-	-	77500 – 82500	-
Trincomalee	52400 – 54300	-	-	-	54600 – 54700	48500 – 48800
Mannar	-	90000 – 90000	-	100000 – 100000	50000 – 55000	40000 – 40000

Locations	Local Dried Fish			Imported Dried Fish		
	Maduwa	Koduwa	Salaya	Sprats	Kattawa	Thora
Colombo	72500 – 90000	-	40000 – 50000	40000 – 55000	90000 – 97500	-
Kandy	80000 – 85000	-	45000 – 50000	50000 – 55000	95000 – 100000	-
Batticaloa	-	-	40000 – 42500	39500 – 42500	-	-
Trincomalee	50800 – 51000	-	28500 – 28700	42600 – 42800	97500 – 98500	-
Mannar	45000 – 45000	-	-	40000 – 40000	-	-

Locations	Imported Dried Fish					
	Mora	Balaya	Anguluwa	Maduwa	Koduwa	Salaya
Colombo	-	-	77500 – 87500	-	-	-
Kandy	-	-	-	-	-	-
Batticaloa	-	-	-	-	-	-
Trincomalee	-	-	-	-	-	-
Mannar	-	-	-	-	-	-

Table 11: Selected Markets: Retail Price of Fresh Fish & Eggs (Rs/kg & Rs/eggs)

Week 24: 13 - 19 Jun 2025

LOCATIONS	Sea Fish									Eggs									
	Salaya		Hurulla		Balaya		Kelawalla		Thora		Paraw		Mora		Thalapath		Brown		White
Colombo	800.00 - 1120.00	-	-	1100.00 - 1600.00	1700.00 - 3000.00	2600.00 - 5200.00	1600.00 - 3200.00	-	-	2400.00 - 3500.00	37.00 - 46.00	35.00 - 45.00	-	-	-	-	-	-	-
Gampaha	600.00 - 700.00	-	-	-	2000.00 - 2200.00	-	-	-	-	2750.00 - 2800.00	38.00 - 39.00	34.00 - 35.00	-	-	-	-	-	-	-
Kurunegala	480.00 - 540.00	-	-	1700.00 - 1800.00	2000.00 - 2200.00	-	1900.00 - 1900.00	-	-	2700.00 - 2800.00	35.00 - 38.00	33.00 - 34.00	-	-	-	-	-	-	-
Nikaweratiya	1000.00 - 1100.00	-	-	1300.00 - 1350.00	-	-	-	-	-	-	35.00 - 39.00	35.00 - 38.00	-	-	-	-	-	-	-
Dambulla	800.00 - 1000.00	1600.00 - 1600.00	-	1400.00 - 1500.00	2600.00 - 2600.00	-	2400.00 - 2400.00	2500.00 - 2600.00	-	2700.00 - 2800.00	39.00 - 40.00	38.00 - 39.00	-	-	-	-	-	-	-
Anuradhapura	-	-	-	1300.00 - 1600.00	2400.00 - 2600.00	-	1650.00 - 1800.00	-	-	2600.00 - 2800.00	-	35.00 - 38.00	-	-	-	-	-	-	-
Thambuththegama	-	-	-	-	-	-	-	-	-	-	36.00 - 38.00	35.00 - 37.00	-	-	-	-	-	-	-
Polonnaruwa	750.00 - 800.00	1200.00 - 1300.00	-	1750.00 - 1800.00	2200.00 - 2300.00	2550.00 - 2600.00	1600.00 - 1700.00	1700.00 - 1800.00	2300.00 - 2400.00	35.00 - 36.00	32.00 - 34.00	-	-	-	-	-	-	-	-
Kaluthara	800.00 - 1000.00	-	-	2000.00 - 2200.00	2500.00 - 2800.00	-	-	1700.00 - 1800.00	2800.00 - 3200.00	33.00 - 35.00	32.00 - 35.00	-	-	-	-	-	-	-	-
Badulla	700.00 - 700.00	1200.00 - 1200.00	-	1950.00 - 1950.00	2400.00 - 2400.00	3000.00 - 3000.00	1950.00 - 1950.00	1800.00 - 1800.00	2800.00 - 2800.00	36.00 - 38.00	34.00 - 36.00	-	-	-	-	-	-	-	-
Keppetipola	-	-	-	1500.00 - 1600.00	1800.00 - 1900.00	-	-	-	2200.00 - 2300.00	38.00 - 40.00	36.00 - 37.00	-	-	-	-	-	-	-	-
Moneragala	-	-	-	1200.00 - 1600.00	2500.00 - 2700.00	-	-	-	2800.00 - 3000.00	35.00 - 38.00	35.00 - 38.00	-	-	-	-	-	-	-	-
Kegalle	1150.00 - 1200.00	-	-	1900.00 - 2000.00	2700.00 - 2800.00	-	-	1900.00 - 2000.00	2750.00 - 2800.00	42.00 - 43.00	36.00 - 38.00	-	-	-	-	-	-	-	-
Ampara	-	-	-	-	-	-	-	-	-	-	-	33.00 - 35.00	-	-	-	-	-	-	-
Dehiattakandiya	760.00 - 900.00	-	-	1200.00 - 1200.00	2500.00 - 2600.00	-	-	1600.00 - 1600.00	-	33.00 - 34.00	32.00 - 33.00	-	-	-	-	-	-	-	-
Nuwaraeliya	-	-	-	1600.00 - 1700.00	1900.00 - 2000.00	-	-	-	2400.00 - 2500.00	37.00 - 40.00	35.00 - 38.00	-	-	-	-	-	-	-	-
Kandy	760.00 - 800.00	-	-	1600.00 - 1700.00	2400.00 - 2500.00	3600.00 - 3700.00	1600.00 - 1700.00	1700.00 - 1800.00	2700.00 - 2800.00	37.00 - 38.00	35.00 - 37.00	-	-	-	-	-	-	-	-
Puttalam	900.00 - 1000.00	1300.00 - 1500.00	-	1000.00 - 1200.00	1600.00 - 1800.00	-	1500.00 - 1600.00	-	2000.00 - 2200.00	32.00 - 40.00	32.00 - 38.00	-	-	-	-	-	-	-	-
Hambantota	-	-	-	-	-	-	-	-	-	-	-	-	-	-	-	-	-	-	-
Rathnapura	800.00 - 900.00	-	-	1600.00 - 1700.00	2300.00 - 2400.00	-	-	1700.00 - 1800.00	2450.00 - 2600.00	36.00 - 38.00	34.00 - 35.00	-	-	-	-	-	-	-	-
Matara	900.00 - 1000.00	-	-	1700.00 - 1900.00	2100.00 - 2300.00	-	-	-	2400.00 - 2500.00	36.00 - 38.00	32.00 - 35.00	-	-	-	-	-	-	-	-
Galle	750.00 - 800.00	-	-	1400.00 - 1500.00	2400.00 - 2600.00	-	2000.00 - 2000.00	-	2800.00 - 2800.00	33.00 - 35.00	32.00 - 34.00	-	-	-	-	-	-	-	-
Tissamaharama	600.00 - 700.00	-	-	1000.00 - 1400.00	2800.00 - 2900.00	-	-	-	2500.00 - 2700.00	37.00 - 40.00	36.00 - 38.00	-	-	-	-	-	-	-	-
Meegoda	1100.00 - 1100.00	-	-	-	2600.00 - 2600.00	-	-	-	3600.00 - 3600.00	36.00 - 36.00	32.00 - 36.00	-	-	-	-	-	-	-	-
Embilipitiya	800.00 - 850.00	-	-	1700.00 - 1800.00	2550.00 - 2600.00	-	-	-	2550.00 - 2600.00	35.00 - 37.00	32.00 - 36.00	-	-	-	-	-	-	-	-
Jaffna	-	-	-	-	-	-	-	-	-	-	-	-	-	-	-	-	-	-	-
Vavuniya	700.00 - 750.00	1150.00 - 1200.00	-	1400.00 - 1500.00	2800.00 - 2900.00	-	1600.00 - 1700.00	2800.00 - 2900.00	3100.00 - 3200.00	37.00 - 39.00	35.00 - 37.00	-	-	-	-	-	-	-	-
Mannar	950.00 - 1000.00	-	-	850.00 - 900.00	-	-	1500.00 - 1800.00	2500.00 - 2800.00	-	38.00 - 38.00	35.00 - 35.00	-	-	-	-	-	-	-	-
Killinochchi	500.00 - 550.00	800.00 - 900.00	-	950.00 - 1000.00	-	-	1500.00 - 1550.00	2900.00 - 3000.00	-	-	35.00 - 36.00	-	-	-	-	-	-	-	-
Mullaittivu	500.00 - 600.00	1000.00 - 1200.00	-	900.00 - 1000.00	2100.00 - 2200.00	-	1750.00 - 1850.00	-	2100.00 - 2200.00	-	-	-	-	-	-	-	-	-	-
Batticaloa	850.00 - 890.00	-	-	1500.00 - 1600.00	1800.00 - 2000.00	2800.00 - 3000.00	1600.00 - 1850.00	1500.00 - 1700.00	2450.00 - 2600.00	39.00 - 40.00	36.00 - 36.00	-	-	-	-	-	-	-	-
Trincomalee	600.00 - 650.00	1160.00 - 1180.00	-	1260.00 - 1280.00	2350.00 - 2380.00	2460.00 - 2500.00	1650.00 - 1700.00	1880.00 - 1900.00	-	36.00 - 38.00	35.00 - 36.00	-	-	-	-	-	-	-	-
Veyangoda	1000.00 - 1100.00	-	-	1600.00 - 1800.00	2200.00 - 2200.00	-	-	-	-	38.00 - 40.00	35.00 - 38.00	-	-	-	-	-	-	-	-
Galenbindunuwewa	-	-	-	1600.00 - 2200.00	2300.00 - 2600.00	-	-	2000.00 - 2000.00	2700.00 - 2700.00	35.00 - 37.00	35.00 - 37.00	-	-	-	-	-	-	-	-
Bandarawela	-	-	-	-	-	-	-	-	-	37.00 - 40.00	35.00 - 37.00	-	-	-	-	-	-	-	-
Matale	900.00 - 1000.00	1400.00 - 1500.00	-	1800.00 - 2000.00	2500.00 - 2600.00	3000.00 - 3200.00	1800.00 - 2000.00	1800.00 - 2000.00	2600.00 - 2800.00	38.00 - 39.00	36.00 - 37.00	-	-	-	-	-	-	-	-

Table 12: Selected Markets: Retail Price of Dried Fish (Rs/kg)

Week 24: 13 - 19 Jun 2025

LOCATIONS	Dried Fish							
	Sprats-Imported	Kattawa	Thora	Mora	Balaya	Anguluwa	Salaya	
Colombo	1000.00 – 1400.00	2400.00 – 2800.00	-	2200.00 – 2900.00	2000.00 – 2600.00	2300.00 – 2600.00	1000.00 – 1500.00	
Gampaha	950.00 – 1000.00	-	3600.00 – 3600.00	2400.00 – 2440.00	1600.00 – 1700.00	2400.00 – 2420.00	950.00 – 1000.00	
Kurunegala	-	-	-	2000.00 – 2200.00	1200.00 – 1300.00	-	800.00 – 900.00	
Nikaweratiya	1000.00 – 1200.00	-	-	2600.00 – 2800.00	1800.00 – 2000.00	2400.00 – 2600.00	1000.00 – 1300.00	
Dambulla	1300.00 – 1400.00	2200.00 – 2400.00	-	2400.00 – 2500.00	1400.00 – 1500.00	1900.00 – 2000.00	-	
Anuradhapura	1000.00 – 1200.00	2400.00 – 2800.00	-	2400.00 – 2800.00	2000.00 – 2400.00	2400.00 – 2600.00	1200.00 – 1300.00	
Thambuththegama	1200.00 – 1500.00	2200.00 – 2400.00	-	2450.00 – 2600.00	1800.00 – 2200.00	2100.00 – 2400.00	1150.00 – 1300.00	
Polonnaruwa	1100.00 – 1200.00	2300.00 – 2400.00	-	2500.00 – 2600.00	2100.00 – 2200.00	2100.00 – 2200.00	-	
Kaluthara	1100.00 – 1260.00	2400.00 – 2600.00	-	2400.00 – 2600.00	2200.00 – 2400.00	2400.00 – 2600.00	-	
Badulla	1200.00 – 1200.00	2500.00 – 2500.00	-	2400.00 – 2400.00	-	-	-	
Keppetipola	-	2300.00 – 2400.00	-	2250.00 – 2300.00	1800.00 – 1850.00	2300.00 – 2400.00	950.00 – 1000.00	
Moneragala	1100.00 – 1200.00	2500.00 – 2600.00	-	2700.00 – 2800.00	2300.00 – 2400.00	2500.00 – 2600.00	-	
Kegalle	900.00 – 1040.00	2300.00 – 2800.00	-	2200.00 – 2600.00	1350.00 – 1800.00	-	-	
Ampara	-	2200.00 – 2400.00	-	2400.00 – 2600.00	1800.00 – 2200.00	1200.00 – 1200.00	900.00 – 1300.00	
Dehiattakandiya	1200.00 – 1400.00	2200.00 – 2200.00	-	-	1800.00 – 1800.00	1500.00 – 1600.00	-	
Nuwaraeliya	880.00 – 900.00	2500.00 – 2600.00	2900.00 – 3000.00	2400.00 – 2500.00	1600.00 – 1700.00	2300.00 – 2400.00	1000.00 – 1100.00	
Kandy	1200.00 – 1300.00	2500.00 – 2700.00	3500.00 – 3600.00	2500.00 – 2600.00	2300.00 – 2400.00	2200.00 – 2300.00	1100.00 – 1200.00	
Puttalam	1000.00 – 1200.00	2200.00 – 2500.00	-	2200.00 – 2400.00	1600.00 – 2200.00	1200.00 – 2400.00	1200.00 – 1200.00	
Hambantota	-	-	-	-	-	-	-	
Rathnapura	1120.00 – 1440.00	2360.00 – 2600.00	3560.00 – 3560.00	2400.00 – 2600.00	2300.00 – 2640.00	2300.00 – 2440.00	-	
Matara	1200.00 – 1300.00	2100.00 – 2200.00	-	2100.00 – 2200.00	2000.00 – 2100.00	2100.00 – 2200.00	-	
Galle	1200.00 – 1400.00	2400.00 – 2600.00	3200.00 – 3200.00	2600.00 – 2800.00	1800.00 – 2200.00	2000.00 – 2400.00	900.00 – 1000.00	
Tissamaharama	900.00 – 1000.00	-	-	2400.00 – 2500.00	2400.00 – 2500.00	2500.00 – 2600.00	-	
Meegoda	1120.00 – 1320.00	2200.00 – 2600.00	-	2400.00 – 2500.00	-	-	800.00 – 1200.00	
Embilipitiya	900.00 – 1200.00	2300.00 – 2400.00	-	2250.00 – 2400.00	2350.00 – 2500.00	2300.00 – 2400.00	900.00 – 1000.00	
Jaffna	-	-	-	-	-	-	-	
Vavuniya	-	1800.00 – 1900.00	-	2000.00 – 2150.00	1500.00 – 1600.00	1000.00 – 1150.00	820.00 – 850.00	
Mannar	1100.00 – 1200.00	2500.00 – 2550.00	-	2400.00 – 2500.00	1500.00 – 1800.00	900.00 – 950.00	1000.00 – 1200.00	
Killinochchi	-	2400.00 – 2500.00	-	-	1350.00 – 1400.00	850.00 – 950.00	800.00 – 850.00	
Mullaittivu	920.00 – 960.00	1900.00 – 2000.00	-	2400.00 – 2500.00	1200.00 – 1250.00	900.00 – 1000.00	680.00 – 750.00	
Batticaloa	950.00 – 1100.00	2400.00 – 2500.00	-	-	1800.00 – 2000.00	-	850.00 – 1000.00	
Trincomalee	1050.00 – 1080.00	2360.00 – 2380.00	-	-	1250.00 – 1270.00	1200.00 – 1220.00	750.00 – 780.00	
Veyangoda	1000.00 – 1400.00	2200.00 – 2400.00	-	2300.00 – 2400.00	-	2400.00 – 2400.00	1200.00 – 1200.00	
Galenbindunuwewa	1200.00 – 1500.00	2300.00 – 2800.00	3500.00 – 3500.00	2800.00 – 2800.00	2800.00 – 3000.00	2700.00 – 2800.00	1400.00 – 1400.00	
Bandarawela	900.00 – 1200.00	2300.00 – 2400.00	-	2400.00 – 2500.00	2000.00 – 2200.00	2200.00 – 2300.00	1000.00 – 1200.00	
Matale	1200.00 – 1400.00	2400.00 – 2800.00	-	2400.00 – 2600.00	2200.00 – 2400.00	2400.00 – 2600.00	1000.00 – 1100.00	

Table 13: Selected Markets: Retail Price of Meat (Rs/kg)

Week 24: 13 - 19 Jun 2025

LOCATIONS	Meat	Meat (Chicken)		Meat	
	Beef	Broiler	Curry	Mutton	Pork
Colombo	2600.00 - 2800.00	1200.00 - 1360.00	1100.00 - 1290.00	3600.00 - 4000.00	2200.00 - 2500.00
Gampaha	-	1250.00 - 1300.00	1300.00 - 1300.00	3500.00 - 3500.00	1200.00 - 1200.00
Kurunegala	2600.00 - 2800.00	1200.00 - 1280.00	1300.00 - 1300.00	3000.00 - 3200.00	1200.00 - 1200.00
Nikaweratiya	2200.00 - 2400.00	1200.00 - 1400.00	-	-	-
Dambulla	-	1250.00 - 1300.00	1300.00 - 1350.00	-	1700.00 - 1800.00
Anuradhapura	2700.00 - 2800.00	1150.00 - 1250.00	1300.00 - 1300.00	3800.00 - 3800.00	1800.00 - 2100.00
Thambuththegama	-	1000.00 - 1100.00	-	-	1360.00 - 1500.00
Polonnaruwa	2300.00 - 2400.00	1000.00 - 1100.00	1200.00 - 1300.00	3300.00 - 3400.00	1200.00 - 1300.00
Kaluthara	2500.00 - 2600.00	1200.00 - 1300.00	1100.00 - 1200.00	-	1400.00 - 1400.00
Badulla	2300.00 - 2400.00	1100.00 - 1250.00	-	3200.00 - 3200.00	-
Keppetipola	2200.00 - 2300.00	1260.00 - 1280.00	1350.00 - 1360.00	3200.00 - 3300.00	-
Moneragala	2600.00 - 2600.00	1300.00 - 1400.00	-	3400.00 - 3400.00	2000.00 - 2200.00
Kegalle	2500.00 - 2500.00	1250.00 - 1350.00	-	3100.00 - 3100.00	1100.00 - 1200.00
Ampara	2100.00 - 2200.00	1050.00 - 1200.00	-	-	2300.00 - 2400.00
Dehiattakandiya	-	1190.00 - 1250.00	-	-	1850.00 - 1950.00
Nuwaraeliya	2500.00 - 2600.00	1250.00 - 1280.00	1360.00 - 1380.00	3200.00 - 3400.00	1600.00 - 1800.00
Kandy	2300.00 - 2400.00	1180.00 - 1200.00	1200.00 - 1250.00	3400.00 - 3400.00	1900.00 - 2000.00
Puttalam	2500.00 - 2500.00	1250.00 - 1250.00	1400.00 - 1400.00	3800.00 - 3800.00	-
Hambantota	-	-	-	-	-
Rathnapura	2600.00 - 2600.00	1300.00 - 1350.00	1240.00 - 1400.00	3500.00 - 3500.00	2500.00 - 2500.00
Matara	-	1240.00 - 1260.00	-	-	-
Galle	-	1200.00 - 1250.00	-	-	-
Tissamaharama	-	1350.00 - 1400.00	1250.00 - 1300.00	-	-
Meegoda	-	1290.00 - 1300.00	1250.00 - 1300.00	-	2100.00 - 2200.00
Embilipitiya	2000.00 - 2100.00	1200.00 - 1300.00	1300.00 - 1350.00	3300.00 - 3500.00	1800.00 - 2000.00
Jaffna	-	-	-	-	-
Vavuniya	2100.00 - 2200.00	1320.00 - 1350.00	1600.00 - 1700.00	3200.00 - 3300.00	-
Mannar	2100.00 - 2200.00	1300.00 - 1300.00	1450.00 - 1500.00	-	-
Killinochchi	2200.00 - 2250.00	1250.00 - 1300.00	1450.00 - 1500.00	3300.00 - 3400.00	-
Mullaittivu	2200.00 - 2200.00	1350.00 - 1350.00	1450.00 - 1500.00	-	-
Batticaloa	2100.00 - 2200.00	1300.00 - 1350.00	1400.00 - 1500.00	3500.00 - 3600.00	-
Trincomalee	2300.00 - 2340.00	1120.00 - 1150.00	1780.00 - 1800.00	3500.00 - 3550.00	-
Veyangoda	-	1250.00 - 1300.00	-	-	1900.00 - 2000.00
Galenbindunuwewa	2400.00 - 2400.00	1150.00 - 1180.00	1200.00 - 1200.00	-	1850.00 - 1850.00
Bandarawela	2300.00 - 2400.00	1200.00 - 1300.00	-	3400.00 - 3400.00	-
Matale	2400.00 - 2500.00	1240.00 - 1300.00	1250.00 - 1350.00	3200.00 - 3400.00	1500.00 - 1600.00

Table 14: Colombo: Wholesale Prices (Rs/kg or Rs/piece)

Week 24: 13 - 19 Jun 2025

COMMODITY	Range	Average Price			Change Compared to		COMMODITY	Range	Average Price			Change Compared to	
		This Week	Last Week	Last Year	Last Week (%)	Last Year (%)			This Week	Last Week	Last Year	Last Week (%)	Last Year (%)
Rice							Coconut						
Local							Large						
Samba 1	240.00 - 250.00	243.00	243.89	236.91	-0.36	2.57	175.00 - 195.00	181.00	185.00	100.00	-2.16	81.00	
Samba 2	235.00 - 238.00	236.50	236.50	229.50	0.00	3.05	145.00 - 165.00	156.00	161.00	85.00	-3.11	83.53	
Keeri Samba	270.00 - 300.00	284.00	280.00	308.00	1.43	-7.79	Fruits (Rs/fruit)						
Nadu 1	225.00 - 230.00	227.25	227.33	212.00	-0.04	7.19	Plantain						
Nadu 2	220.00 - 222.00	221.00	221.00	205.50	0.00	7.54	Ambul (Rs/kg)	70.00 - 120.00	89.09	90.00	116.36	-1.01	-23.44
Raw (Red)	210.00 - 220.00	214.44	215.00	185.56	-0.26	15.57	Kolikuttu (Rs/kg)	200.00 - 250.00	224.55	196.00	300.00	14.56	-25.15
Raw (White)	210.00 - 220.00	213.50	214.67	206.67	-0.54	3.31	Seeni (Rs/kg)	70.00 - 100.00	90.00	92.00	116.36	-2.17	-22.66
Imported							Anamalu						
Samba	230.00 - 240.00	235.00	235.00	266.43	0.00	-11.80	24.00 - 28.00	26.27	26.60	24.73	-1.23	6.25	
Nadu							Ambun	32.00 - 38.00	35.00	35.60	29.82	-1.69	17.38
Raw (Red)							Papaw(Rs/kg)	80.00 - 120.00	102.00	104.00	155.83	-1.92	-34.55
Raw (White)	205.00 - 210.00	207.50	207.50		0.00		Passion Fruit	50.00 - 60.00	57.00	38.60	67.50	47.67	-15.56
Dried Chillies							Pineapple Large						
Imported	500.00 - 550.00	524.00	523.75	762.22	0.05	-31.25	420.00 - 580.00	500.00	399.00	408.75	25.31	22.32	
Onion							Pineapple Medium						
Sinnan	180.00 - 240.00	206.67	220.00		-6.06		320.00 - 450.00	387.00	312.00	308.57	24.04	25.42	
Vedalan	360.00 - 400.00	380.00		400.00		-5.00	Pineapple Small	260.00 - 360.00	307.00	246.00	207.50	24.80	47.95
Imported	270.00 - 360.00	328.33	363.75	367.78	-9.74	-10.73	Mango						
Big Onion							Betti						
Imported	70.00 - 120.00	96.11	93.13	201.00	3.21	-52.18				22.00			
Local							Karthakolomban						
							130.00 - 230.00	184.00	147.00	72.73	25.17	153.00	
Potato							Vilad						
Welimada										47.78			
N'Eliya	270.00 - 350.00	307.50	255.00	245.00	20.59	25.51	Kohu						
Imported	130.00 - 200.00	151.11	151.67	174.38	-0.37	-13.34	Other						
Pulses							Wood Apple						
Green Gram	650.00 - 750.00	691.67	700.00	991.25	-1.19	-30.22	120.00 - 140.00	135.00	131.00	153.00	3.05	-11.76	
Cowpea (White)	650.00 - 700.00	680.00	680.00	776.67	0.00	-12.45	120.00 - 140.00	134.00	131.00	121.11	2.29	10.64	
Cowpea (Red)	700.00 - 820.00	761.67	712.50	822.86	6.90	-7.44	100.00 - 150.00	132.00	147.00	68.00	-10.20	94.12	
Red Dhal	248.00 - 255.00	251.44	252.22	276.25	-0.31	-8.98	Avocado	100.00 - 150.00	132.00	147.00	68.00	-10.20	94.12
Vegetable							Slime Apple						
Beans (Butter)							25.00 - 40.00	35.00	30.00	18.30	16.67	91.26	
Beans (Green)	400.00 - 650.00	524.00	500.00	500.00	4.80	4.80	Grapes (Imp., Rs/kg)	1700.00 - 2000.00	1887.50	1962.50	1792.50	-3.82	5.30
Carrot	400.00 - 650.00	525.00	575.00	252.00	-8.70	108.33	King Coconut	100.00 - 160.00	140.00	150.00	136.00	-6.67	2.94
Leeks	220.00 - 350.00	282.00	288.00	430.00	-2.08	-34.42	Sea Fish						
Beetroot	240.00 - 470.00	355.71	373.57	364.55	-4.78	-2.42	Salaya	450.00 - 700.00	600.00	760.00	440.77	-21.05	36.13
Knolkhol	220.00 - 300.00	257.00	276.00	276.00	-6.88	-6.88	Hurulla	1100.00 - 1300.00	1200.00	1100.00	948.33	9.09	26.54
Raddish	100.00 - 150.00	129.00	124.00	175.00	4.03	-26.29	Balaya	800.00 - 1300.00	1060.00	1380.00	1103.33	-23.19	-3.93
Cabbage	300.00 - 500.00	400.00	350.00	126.67	14.29	215.79	Kelawalla	1500.00 - 2200.00	1800.00	1660.00	1577.50	8.43	14.10
Tomato	250.00 - 300.00	276.00	328.00		-47.53	-15.85	Thora	2500.00 - 3600.00	3214.29	3500.00	3104.17	-8.16	3.55
Ladies Fingers	60.00 - 120.00	92.00	112.00	140.00	-17.86	-34.29	Paraw	1400.00 - 1600.00	1520.00	1400.00	1576.67	8.57	-3.59
Brinjal	350.00 - 400.00	376.00	324.00	424.00	16.05	-11.32	Mora	1000.00 - 1500.00	1271.43	1475.00	1090.83	-13.80	16.56
Capsicum	350.00 - 700.00	535.00	650.00	412.00	-17.69	29.85	Shrimps	1200.00 - 1800.00	1633.33	1450.00	1940.00	12.64	-15.81
Pumpkin	100.00 - 130.00	107.00	108.00	98.00	-0.93	9.18	Thalalpath	2000.00 - 2400.00	2220.00	2880.00	2062.50	-22.92	7.64
Cucumber	60.00 - 120.00	86.00	71.00	90.00	21.13	-4.44	Eggs						
Bitter Gourd	350.00 - 500.00	413.00	450.00	585.00	-8.22	-29.40	Brown	36.00 - 37.00	36.25	34.80	47.75	4.17	-24.08
Snake Gourd	100.00 - 220.00	156.00	181.00	302.00	-13.81	-48.34	White	34.00 - 35.00	34.75	32.80	45.81	5.95	-24.15
Drumstick	700.00 - 1200.00	908.33	800.00		13.54		Dried Fish						
Luffa	120.00 - 180.00	152.00	181.00	272.00	-16.02	-44.12	Sprats	1500.00 - 1600.00	1533.33	1637.50	1645.00	-6.36	-6.79
Long Beans	120.00 - 250.00	176.00	158.00	259.00	11.39	-32.05	Sprats (Imported)	800.00 - 1100.00	1000.00	1037.50	817.50	-3.61	22.32
Ash Plantain	60.00 - 120.00	86.00	98.00	190.00	-12.24	-54.74	Kattawa						
Green Chillies	450.00 - 700.00	563.00	630.00	258.00	-10.63	118.22	Kattawa (Imported)	1800.00 - 1950.00	1920.00	1900.00	1330.83	1.05	44.27
Lime	300.00 - 500.00	387.00	284.00	1110.00	36.27	-65.14	Thora						
Root Crops							Mora						
Sweet Potato	120.00 - 240.00	175.00	190.00	167.50	-7.89	4.48	2000.00 - 2200.00	2125.00	2100.00	1870.83	1.19	13.59	
Manioc	80.00 - 130.00	108.00	104.00	115.00	3.85	-6.09	Mora (Imported)						
Leafy Vegetable							Balaya						
Mukunuwenna	35.00 - 40.00	37.50	37.50	43.00	0.00	-12.79	1800.00 - 2200.00	2000.00	1925.00	1167.50	3.90	71.31	
Kankun	35.00 - 40.00	37.50	37.50	43.00	0.00	-12.79	Balaya (Imported)						
Gotukola (Rs/kg)	300.00 - 320.00	310.00	314.55	306.00	-1.45	1.31	Anguluwa						
							1550.00 - 1750.00	1633.33	1762.50	1438.33	-7.33	13.56	
							Maduwa	1450.00 - 1800.00	1616.67	1525.00	1470.83	6.01	9.92
							Maduwa (Imported)						
							Koduwa						
							Koduwa (Imported)						
							Salaya	800.00 - 1000.00	866.67	837.50	696.67	3.48	24.40
							Salaya (Imported)						

This Week: Week 24: 13 - 19 Jun 2025
Last Week: Week 23: 06 - 12 Jun 2025

Table 15: Colombo &Suburbs: Retail Prices (Rs/kg or Rs/piece)

Week 24: 13 - 19 Jun 2025

COMMODITY	Range	Average Price			Change Compared to		COMMODITY	Range	Average Price			Change Compared to	
		This Week	Last Week	Last Year	Last Week (%)	Last Year (%)			This Week	Last Week	Last Year	Last Week (%)	Last Year (%)
Rice							Coconut						
Local							Large						
Samba 1	250.00 - 260.00	256.47	254.29	251.56	2.18	1.95	200.00 - 220.00	213.10	210.83	110.97	2.26	92.03	
Samba 2	-	-	-	-	-	-	Small	170.00 - 200.00	192.50	192.22	91.67	0.28	110.00
Keeri Samba	280.00 - 320.00	296.67	287.06	359.13	9.61	-17.39	Fruits (Rs/fruit)						
Nadu 1	230.00 - 240.00	233.18	235.50	224.80	-2.32	3.73	Plantain						
Nadu 2	-	-	-	-	-	-	Ambul (Rs/kg)	100.00 - 180.00	143.89	145.93	201.00	-2.04	-28.41
Raw (Red)	220.00 - 240.00	225.00	225.24	201.60	-0.24	11.61	Kolikuttu (Rs/kg)	250.00 - 350.00	313.18	283.08	398.00	30.10	-21.31
Raw (White)	220.00 - 240.00	224.09	225.26	216.92	-1.17	3.30	Seeni (Rs/kg)	100.00 - 200.00	158.50	162.76	203.45	-4.26	-22.09
Imported							Anamalu						
Samba	240.00 - 260.00	252.31	249.29	284.62	3.02	-11.35	29.00 - 50.00	40.00	40.29	36.96	-0.29	8.23	
Nadu	-	-	232.00	-	-	-	Ambun	40.00 - 70.00	54.73	55.33	47.15	-0.61	16.06
Raw (Red)	-	-	-	-	-	-	Papaw(Rs/kg)	120.00 - 250.00	191.36	180.37	228.52	10.99	-16.26
Raw (White)	220.00 - 230.00	221.11	218.75	-	2.36	-	Passion Fruit	60.00 - 100.00	77.63	64.21	89.69	13.42	-13.44
Dried Chillies							Pineapple Large						
Imported	650.00 - 900.00	789.09	776.19	1045.83	12.90	-24.55	380.00 - 620.00	484.44	336.19	444.50	148.25	8.99	
Onion							Pineapple Medium						
Sinnan	-	-	-	538.18	-	-	280.00 - 490.00	381.11	263.67	303.18	117.44	25.70	
Vedalan	-	-	-	-	-	-	Mango						
Imported	400.00 - 600.00	466.82	470.56	494.55	-3.74	-5.61	Betti	-	-	-	-	-	-
Big Onion							Karthakolomban						
Imported	120.00 - 160.00	146.80	145.42	247.27	1.38	-40.63	230.00 - 430.00	330.77	188.50	104.40	142.27	216.83	
Local	-	-	-	-	-	-	Vilad	-	-	76.67	-	-	-
Potato							Kohu						
Welimada	-	-	-	-	-	-	Other						
N'Eliya	360.00 - 480.00	421.67	424.44	387.89	-2.78	8.71	Wood Apple	160.00 - 300.00	231.00	227.27	170.00	3.73	35.88
Imported	180.00 - 240.00	214.17	217.62	222.86	-3.45	-3.90	Orange	130.00 - 200.00	168.46	151.29	169.29	17.18	-0.49
Pulses							Avocado						
Green Gram	800.00 - 1000.00	878.42	887.78	1350.00	-9.36	-34.93	130.00 - 270.00	197.22	188.86	101.52	8.36	94.27	
Cowpea (White)	700.00 - 1000.00	848.13	856.43	1065.91	-8.30	-20.43	40.00 - 140.00	95.33	91.11	62.21	4.23	53.24	
Cowpea (Red)	750.00 - 1000.00	880.00	835.71	1068.18	44.29	-17.62	Slime Apple	2100.00 - 3000.00	2587.50	2625.00	2419.05	-37.50	6.96
Red Dhal	270.00 - 320.00	289.60	290.48	328.40	-0.88	-11.81	Grapes (Imp., Rs/kg)	150.00 - 200.00	186.32	189.05	193.85	-2.73	-3.88
Vegetable							King Coconut						
Beans (Butter)	-	-	-	-	-	-	150.00 - 200.00	186.32	189.05	193.85	-2.73	-3.88	
Beans(Green)	460.00 - 800.00	655.86	637.67	600.65	18.20	9.19	Sea Fish						
Carrot	450.00 - 800.00	611.48	756.43	401.88	-144.95	52.16	Salaya	800.00 - 1120.00	928.13	942.67	672.08	-14.54	38.10
Leeks	360.00 - 600.00	447.08	451.11	595.48	-4.03	-24.92	Hurulla	-	-	1143.75	-	-	-
Beetroot	350.00 - 700.00	499.64	606.54	590.38	-106.90	-15.37	Balaya	1100.00 - 1600.00	1408.57	1700.00	1297.50	-291.43	8.56
Knolkhol	340.00 - 520.00	440.43	454.35	423.60	-13.91	3.97	Kelawalla	1700.00 - 3000.00	2468.42	2538.89	2450.00	-70.47	0.75
Raddish	180.00 - 450.00	303.33	266.54	335.86	36.79	-9.69	Thora	2600.00 - 5200.00	4066.67	4150.00	3770.83	-83.33	7.85
Cabbage	360.00 - 650.00	540.00	503.33	308.00	36.67	75.32	Paraw	1600.00 - 3200.00	2391.67	2063.33	2377.14	328.33	0.61
Tomato	340.00 - 650.00	466.30	765.36	464.33	-299.06	0.42	Mora	-	-	-	-	-	-
Ladies Fingers	160.00 - 400.00	263.45	274.80	343.67	-11.35	-23.34	Shrimps	1700.00 - 2200.00	1993.75	2147.06	1896.00	-153.31	5.16
Brijjal	380.00 - 600.00	505.77	534.23	554.29	-28.46	-8.75	Thalpath	2400.00 - 3500.00	3000.00	3144.44	2947.73	-144.44	1.77
Capsicum	550.00 - 1000.00	788.97	915.22	612.67	-126.25	28.78	Eggs						
Pumpkin	150.00 - 340.00	240.33	256.80	209.26	-16.47	14.85	Brown	37.00 - 46.00	38.72	36.82	49.93	1.90	-22.45
Cucumber	120.00 - 280.00	206.52	204.07	221.00	2.45	-6.55	White	35.00 - 45.00	37.28	34.75	48.52	2.53	-23.17
Bitter Gourd	380.00 - 760.00	533.85	541.15	722.31	-7.31	-26.09	Dried Fish						
Snake Gourd	160.00 - 460.00	333.93	356.54	497.78	-22.61	-32.92	Sprats	1600.00 - 2200.00	1950.00	2044.44	1944.44	-94.44	0.29
Drumstick	900.00 - 1200.00	1067.50	1411.11	1068.97	-343.61	-0.14	Sprats (Imported)	1000.00 - 1400.00	1227.78	1235.00	1330.77	-7.22	-7.74
Luffa	200.00 - 450.00	323.70	361.20	425.42	-37.50	-23.91	Kattawa	2400.00 - 2800.00	2455.56	2452.38	2042.11	3.17	20.25
Long Beans	240.00 - 460.00	363.48	357.69	388.52	5.79	-6.45	Thora	-	-	-	-	-	-
Ash Plantain	120.00 - 360.00	218.52	263.20	315.86	-44.68	-30.82	Mora	2200.00 - 2900.00	2594.44	2588.89	2361.90	5.56	9.85
Green Chillies	650.00 - 1100.00	873.00	850.00	534.06	23.00	63.46	Balaya	2000.00 - 2600.00	2256.25	2140.00	1742.11	116.25	29.51
Lime	500.00 - 900.00	652.41	635.00	1750.00	17.41	-62.72	Anguluwa	2300.00 - 2600.00	2440.00	2261.54	2113.33	178.46	15.46
Root Crops							Maduwa						
Sweet Potato	230.00 - 400.00	301.11	322.80	301.00	-21.69	0.04	Koduwa	-	-	-	-	-	-
Manioc	160.00 - 240.00	215.36	213.57	226.55	1.79	-4.94	Salaya	1000.00 - 1500.00	1363.64	1212.50	1135.71	151.14	20.07
Leafy Vegetable							Meat						
Mukunuwenna	50.00 - 80.00	71.94	74.44	72.90	-2.50	-1.32	Beef (without Bones)	2600.00 - 2800.00	2714.29	2742.86	2540.00	-28.57	6.86
Kankun	50.00 - 80.00	71.94	74.44	72.90	-2.50	-1.32	Chicken (Broiler)	1200.00 - 1360.00	1289.23	1298.33	1240.83	-9.10	3.90
Gotukola	180.00 - 280.00	241.18	243.16	120.69	-1.98	99.83	Chicken (Curry)	1100.00 - 1290.00	1176.36	1148.89	1259.23	27.47	-6.58
							Mutton						
							Pork						
							2200.00 - 2500.00						
							2300.00						
							2100.00						
							1371.43						
							200.00						
							67.71						

This Week: Week 24: 13 - 19 Jun 2025
Last Week: Week 23: 06 - 12 Jun 2025

Table 16: Farmgate/Producer Prices of Food Commodities in Selected Producing Areas (Rs/kg)

Week 24: 13 - 19 Jun 2025

COMMODITY	Range	Average Price	COMMODITY	Range	Average Price	COMMODITY	Range	Average Price
<u>Paddy</u>			<u>Vegetable (Up Country)</u>			<u>Snake Gourd</u>		
Short Grain			Beans			Dambulla	96.00 - 110.00	101.20
A'pura	131.00 - 135.00	132.60	Dambulla	440.00 - 480.00	456.00	Hambantota	-	
P'narawa	135.00 - 137.00	135.80	Welimada	440.00 - 465.00	453.00	Embilipitiya	120.00 - 140.00	130.00
Kalawewa	128.00 - 135.00	131.60	Badulla	430.00 - 500.00	470.00	Matara	-	
Kurunegala	134.00 - 136.00	135.00	Carrot			A'pura	140.00 - 160.00	148.00
Dehiattakandiya	129.00 - 132.00	130.33	N'Eliya	440.00 - 450.00	445.00	Luffa		
Nikaweratiya	134.00 - 137.00	135.20	Welimada	350.00 - 370.00	360.00	Dambulla	60.00 - 72.00	67.20
Ampara	130.00 - 134.00	132.33	Hanguranketha	-		Hambantota	-	
Long Grain (White)			Leeks			Embilipitiya	180.00 - 220.00	197.50
A'pura	124.00 - 128.00	125.60	N'Eliya	220.00 - 230.00	226.00	Matara	-	
P'narawa	125.00 - 128.00	126.00	Welimada	180.00 - 200.00	189.00	A'pura	100.00 - 120.00	108.00
Kalawewa	122.00 - 128.00	125.20	Beetroot			Green Chillies		
Kurunegala	125.00 - 128.00	126.67	N'Eliya	210.00 - 220.00	215.00	Dambulla	500.00 - 550.00	516.00
Dehiattakandiya	122.00 - 127.00	124.67	Dambulla	-		Hambantota	-	
Embilipitiya	-		Kurunegala	-		Embilipitiya	600.00 - 620.00	607.50
Nikaweratiya	125.00 - 130.00	127.20	Welimada	180.00 - 200.00	186.00	Puttalam	523.00 - 665.00	594.50
Hambantota	-		Hanguranketha	-		A'pura	600.00 - 650.00	620.00
Ampara	115.00 - 120.00	118.00	Knol Khol			Pumpkin		
Long Grain (Red)			N'Eliya	155.00 - 165.00	161.00	Dambulla	90.00 - 100.00	95.00
Matara	105.00 - 115.00	109.50	Welimada	135.00 - 160.00	147.00	Hambantota	-	
Hambantota	-		Hanguranketha	-		Embilipitiya	120.00 - 130.00	123.75
Embilipitiya	110.00 - 115.00	112.75	Raddish			Matara	80.00 - 90.00	85.00
Keeri Samba			N'Eliya	65.00 - 75.00	71.00	A'pura	90.00 - 110.00	98.00
A'pura	145.00 - 150.00	147.00	Welimada	20.00 - 30.00	25.60	Moneragala	80.00 - 90.00	84.00
P'narawa	148.00 - 150.00	149.00	Hambantota	-		Cucumber		
Kalawewa	145.00 - 150.00	148.20	Hanguranketha	-		A'pura	30.00 - 40.00	34.00
Kurunegala	139.00 - 144.00	141.25	Cabbage			Dambulla	30.00 - 40.00	35.60
Dehiattakandiya	145.00 - 147.00	145.67	N'Eliya	310.00 - 320.00	315.00	Hambantota	-	
Red Onion			Welimada	260.00 - 285.00	273.00	Matara	25.00 - 35.00	30.00
Puttalam	335.00 - 380.00	355.00	Badulla	280.00 - 320.00	303.33	Long Beans		
Jaffna	-		Hanguranketha	-		Dambulla	100.00 - 130.00	116.00
Big Onion			Tomato			Hambantota	-	
Dambulla	-		Welimada	180.00 - 190.00	185.00	Embilipitiya	200.00 - 220.00	212.50
Kalawewa	-		Hambantota	-		Matara	150.00 - 160.00	153.33
A'pura	-		Dambulla	200.00 - 240.00	216.00	A'pura	160.00 - 180.00	168.00
Potato			Hanguranketha	-		Ash Plantain		
N'Eliya	265.00 - 280.00	272.00	Vegetable (Low Country)			Hambantota	-	
Badulla	250.00 - 270.00	260.00	Ladies Fingers			Embilipitiya	40.00 - 60.00	50.00
Welimada	260.00 - 270.00	264.00	A'pura	100.00 - 120.00	108.00	Matara	50.00 - 60.00	55.00
Pulses			Dambulla	48.00 - 57.00	53.40	Lime		
Green Gram			Hambantota	-		Hambantota	-	
Hambantota	-		Embilipitiya	70.00 - 80.00	73.75	Embilipitiya	270.00 - 300.00	285.00
Moneragala	500.00 - 550.00	520.00	Matara	80.00 - 90.00	85.00	Moneragala	250.00 - 270.00	258.00
Embilipitiya	570.00 - 580.00	575.00	Brinjal			Fruits (Rs/kg)		
Nikaweratiya	600.00 - 650.00	616.67	A'pura	280.00 - 300.00	288.00	Banana		
A'pura	520.00 - 560.00	536.00	Dambulla	230.00 - 250.00	240.00	Ambul		
Cowpea			Hambantota	-		Moneragala	30.00 - 40.00	34.00
Hambantota	-		Embilipitiya	170.00 - 200.00	185.00	Embilipitiya	15.00 - 20.00	18.00
Nikaweratiya	500.00 - 550.00	516.67	Matara	200.00 - 230.00	216.67	Hambantota	-	
Moneragala	450.00 - 500.00	470.00	Welimada	200.00 - 220.00	209.00	Kolikuttu		
Embilipitiya	530.00 - 540.00	535.00	Capsicum			Moneragala	100.00 - 130.00	112.00
Maize			Badulla	430.00 - 480.00	456.67	Embilipitiya	100.00 - 140.00	122.00
A'pura	-		Welimada	400.00 - 450.00	417.50	Hambantota	-	
Kalawewa	-		Bitter Gourd			Papaw		
Gingelly			A'pura	420.00 - 450.00	432.00	Moneragala	60.00 - 70.00	64.00
A'pura	-		Dambulla	340.00 - 390.00	362.00	Embilipitiya	75.00 - 90.00	82.50
Kalawewa	-		Hambantota	-		Hambantota	-	
Black Gram			Embilipitiya	320.00 - 350.00	335.00	Pineapple		
A'pura	-		Matara	300.00 - 330.00	316.67	Divulapitiya	-	
Kalawewa	-							

Annex 01 - Colombo Markets: Retail Prices of Rice and Subsidiary Food Crops (Rs/kg)

Week 24: 13 - 19 Jun 2025

27

CROP	PELIYAGODA	MAHARAGAMA	KIRULAPONE	NUGEGODA	NARAHENPITA	DEMATAGODA	THOTALANGA	KADAWATHA	KIRIBATHGODA
<u>Rice</u>									
Local									
Samba 1	250.00 - 250.00	-	260.00 - 260.00	250.00 - 250.00	260.00 - 260.00	260.00 - 260.00	260.00 - 260.00	250.00 - 250.00	260.00 - 260.00
Samba 2	-	-	-	-	-	-	-	-	-
Keeri Samba	280.00 - 280.00	-	-	280.00 - 280.00	320.00 - 320.00	320.00 - 320.00	290.00 - 320.00	280.00 - 280.00	290.00 - 300.00
Nadu 1	230.00 - 240.00	230.00 - 230.00	230.00 - 230.00	230.00 - 240.00	230.00 - 240.00	240.00 - 240.00	230.00 - 240.00	230.00 - 230.00	230.00 - 240.00
Nadu 2	-	-	-	-	-	-	-	-	-
Raw (Red)	220.00 - 230.00	220.00 - 220.00	220.00 - 220.00	220.00 - 230.00	220.00 - 220.00	240.00 - 240.00	240.00 - 240.00	220.00 - 220.00	220.00 - 230.00
Raw (White)	220.00 - 230.00	220.00 - 220.00	220.00 - 220.00	220.00 - 230.00	220.00 - 220.00	240.00 - 240.00	230.00 - 240.00	220.00 - 220.00	220.00 - 220.00
Imported									
Samba	240.00 - 250.00	240.00 - 240.00	240.00 - 260.00	240.00 - 260.00	260.00 - 260.00	-	260.00 - 260.00	-	260.00 - 260.00
Nadu	-	-	-	-	-	-	-	-	-
Raw (Red)	-	-	-	-	-	-	-	-	-
Raw (White)	220.00 - 220.00	-	220.00 - 220.00	220.00 - 220.00	220.00 - 220.00	230.00 - 230.00	-	220.00 - 220.00	220.00 - 220.00
<u>Dried Chillies</u>									
Imported	650.00 - 700.00	900.00 - 900.00	800.00 - 900.00	700.00 - 800.00	700.00 - 900.00	900.00 - 900.00	750.00 - 800.00	700.00 - 760.00	750.00 - 800.00
<u>Red Onion</u>									
Sinnan	-	-	-	-	-	-	-	-	-
Vedalan	-	-	-	-	-	-	-	-	-
Imported	400.00 - 430.00	480.00 - 600.00	400.00 - 480.00	400.00 - 520.00	400.00 - 600.00	480.00 - 480.00	400.00 - 480.00	480.00 - 480.00	400.00 - 480.00
<u>Big Onion</u>									
Imported	120.00 - 140.00	140.00 - 160.00	140.00 - 160.00	150.00 - 160.00	160.00 - 160.00	140.00 - 160.00	140.00 - 140.00	130.00 - 140.00	150.00 - 150.00
Local	-	-	-	-	-	-	-	-	-
<u>Potato</u>									
Welimada	-	-	-	-	-	-	-	-	-
N'Eliya	360.00 - 380.00	440.00 - 480.00	380.00 - 440.00	380.00 - 480.00	440.00 - 440.00	-	-	360.00 - 360.00	-
Imported	180.00 - 200.00	240.00 - 240.00	200.00 - 240.00	200.00 - 240.00	200.00 - 240.00	200.00 - 240.00	200.00 - 200.00	200.00 - 200.00	200.00 - 240.00
<u>Pulses</u>									
Green Gram	800.00 - 850.00	840.00 - 840.00	800.00 - 1000.00	1000.00 - 1000.00	900.00 - 1000.00	880.00 - 880.00	800.00 - 900.00	820.00 - 820.00	900.00 - 1000.00
Cowpea (White)	700.00 - 800.00	820.00 - 820.00	800.00 - 800.00	900.00 - 1000.00	800.00 - 880.00	800.00 - 800.00	800.00 - 800.00	720.00 - 720.00	1000.00 - 1000.00
Cowpea (Red)	750.00 - 900.00	820.00 - 820.00	800.00 - 1000.00	900.00 - 1000.00	750.00 - 880.00	750.00 - 750.00	-	880.00 - 880.00	1000.00 - 1000.00
Red Dhal	270.00 - 280.00	280.00 - 300.00	280.00 - 320.00	300.00 - 300.00	300.00 - 320.00	280.00 - 320.00	280.00 - 280.00	270.00 - 280.00	280.00 - 320.00

Annex 02 - Colombo Markets: Retail Prices of Vegetables (Rs/kg) and Coconut (Rs/nut)

Week 24: 13 - 19 Jun 2025

28

CROP	PELIYAGODA	MAHARAGAMA	KIRULAPONE	NUGEGODA	NARAHENPITA	DEMATAGODA	THOTALANGA	KADAWATHA	KIRIBATHGODA
<i>Vegetable</i>									
Beans	550.00 - 600.00	750.00 - 800.00	680.00 - 720.00	760.00 - 800.00	750.00 - 800.00	550.00 - 560.00	460.00 - 500.00	460.00 - 550.00	480.00 - 560.00
Carrot	480.00 - 500.00	600.00 - 800.00	650.00 - 720.00	750.00 - 800.00	550.00 - 600.00	480.00 - 480.00	450.00 - 500.00	480.00 - 560.00	800.00 - 800.00
Leeks	360.00 - 400.00	450.00 - 500.00	600.00 - 600.00	560.00 - 600.00	420.00 - 450.00	400.00 - 400.00	380.00 - 400.00	450.00 - 480.00	550.00 - 560.00
Beetroot	350.00 - 400.00	680.00 - 700.00	450.00 - 480.00	550.00 - 600.00	400.00 - 400.00	450.00 - 480.00	450.00 - 550.00	520.00 - 560.00	600.00 - 600.00
Knolkhol	340.00 - 400.00	450.00 - 500.00	450.00 - 520.00	500.00 - 520.00	400.00 - 400.00	-	360.00 - 450.00	480.00 - 520.00	400.00 - 420.00
Raddish	180.00 - 220.00	320.00 - 360.00	280.00 - 320.00	360.00 - 400.00	240.00 - 260.00	-	240.00 - 260.00	450.00 - 450.00	320.00 - 340.00
Cabbage	360.00 - 400.00	600.00 - 650.00	550.00 - 600.00	560.00 - 600.00	480.00 - 500.00	420.00 - 450.00	560.00 - 650.00	600.00 - 640.00	600.00 - 600.00
Tomato	340.00 - 360.00	450.00 - 480.00	560.00 - 600.00	650.00 - 650.00	350.00 - 400.00	360.00 - 400.00	360.00 - 450.00	520.00 - 600.00	560.00 - 640.00
Ladies Fingers	160.00 - 180.00	320.00 - 360.00	260.00 - 280.00	360.00 - 400.00	240.00 - 260.00	260.00 - 260.00	160.00 - 180.00	240.00 - 260.00	320.00 - 400.00
Brinjal	380.00 - 400.00	480.00 - 600.00	560.00 - 600.00	550.00 - 600.00	450.00 - 480.00	400.00 - 450.00	400.00 - 500.00	450.00 - 480.00	560.00 - 600.00
Capsicum	550.00 - 600.00	800.00 - 800.00	900.00 - 1000.00	1000.00 - 1000.00	600.00 - 650.00	800.00 - 800.00	750.00 - 800.00	750.00 - 800.00	900.00 - 1000.00
Pumpkin	150.00 - 180.00	280.00 - 300.00	260.00 - 280.00	320.00 - 340.00	230.00 - 240.00	160.00 - 180.00	150.00 - 180.00	240.00 - 260.00	320.00 - 340.00
Cucumber	120.00 - 120.00	240.00 - 280.00	200.00 - 220.00	280.00 - 280.00	200.00 - 200.00	160.00 - 160.00	140.00 - 160.00	200.00 - 220.00	200.00 - 240.00
Bitter Gourd	380.00 - 400.00	560.00 - 600.00	650.00 - 680.00	750.00 - 760.00	420.00 - 450.00	-	480.00 - 550.00	480.00 - 500.00	600.00 - 640.00
Snake Gourd	160.00 - 180.00	340.00 - 380.00	360.00 - 400.00	450.00 - 460.00	360.00 - 400.00	240.00 - 260.00	260.00 - 300.00	360.00 - 400.00	360.00 - 420.00
Drumstick	900.00 - 1000.00	1120.00 - 1200.00	900.00 - 1000.00	1200.00 - 1200.00	-	900.00 - 1000.00	1100.00 - 1200.00	1100.00 - 1200.00	1100.00 - 1200.00
Luffa	200.00 - 220.00	360.00 - 450.00	320.00 - 340.00	400.00 - 450.00	340.00 - 360.00	-	260.00 - 340.00	280.00 - 320.00	320.00 - 340.00
Long Beans	280.00 - 300.00	450.00 - 460.00	300.00 - 340.00	420.00 - 450.00	360.00 - 400.00	-	240.00 - 260.00	240.00 - 260.00	320.00 - 400.00
Ash Plantain	120.00 - 140.00	260.00 - 320.00	250.00 - 280.00	360.00 - 360.00	200.00 - 220.00	230.00 - 240.00	140.00 - 150.00	240.00 - 240.00	240.00 - 260.00
Green Chillies	650.00 - 700.00	900.00 - 1100.00	900.00 - 1000.00	950.00 - 1000.00	750.00 - 800.00	950.00 - 1000.00	800.00 - 900.00	1000.00 - 1100.00	900.00 - 950.00
Lime	500.00 - 550.00	560.00 - 600.00	750.00 - 800.00	560.00 - 600.00	600.00 - 650.00	800.00 - 800.00	500.00 - 600.00	650.00 - 800.00	900.00 - 900.00
<i>Root Crops</i>									
Sweet Potato	250.00 - 260.00	230.00 - 280.00	340.00 - 360.00	400.00 - 400.00	340.00 - 360.00	320.00 - 340.00	230.00 - 260.00	240.00 - 320.00	320.00 - 320.00
Manioc	160.00 - 180.00	220.00 - 240.00	230.00 - 240.00	200.00 - 220.00	200.00 - 220.00	220.00 - 230.00	160.00 - 180.00	200.00 - 220.00	220.00 - 230.00
<i>Leafy Vegetable</i>									
Mukunuwenna	50.00 - 55.00	80.00 - 80.00	80.00 - 80.00	80.00 - 80.00	70.00 - 80.00	70.00 - 80.00	50.00 - 60.00	70.00 - 80.00	70.00 - 80.00
Kankun	50.00 - 55.00	80.00 - 80.00	80.00 - 80.00	80.00 - 80.00	70.00 - 80.00	70.00 - 80.00	50.00 - 60.00	70.00 - 80.00	70.00 - 80.00
Gotukola	180.00 - 200.00	-	240.00 - 260.00	240.00 - 260.00	260.00 - 280.00	240.00 - 260.00	180.00 - 220.00	260.00 - 280.00	240.00 - 260.00
<i>Coconut</i>									
Large	200.00 - 205.00	200.00 - 220.00	215.00 - 220.00	215.00 - 220.00	215.00 - 220.00	215.00 - 220.00	205.00 - 215.00	215.00 - 220.00	210.00 - 220.00
Small	170.00 - 175.00	195.00 - 195.00	190.00 - 195.00	190.00 - 195.00	195.00 - 195.00	190.00 - 195.00	190.00 - 200.00	190.00 - 195.00	195.00 - 200.00

Annex 03 - Colombo Markets: Retail Prices of Fruits (Rs/fruit)

Week 24: 13 - 19 Jun 2025

29

CROP	PELIYAGODA		MAHARAGAMA		KIRULAPONE		NUGEGODA		NARAHENPITA		DEMATAGODA		THOTALANGA		KADAWATHA		KIRIBATHGODA	
<i>Plantain</i>																		
Ambul (Rs/Kg)	100.00	120.00	180.00	180.00	180.00	180.00	180.00	180.00	180.00	180.00	160.00	160.00	150.00	160.00	150.00	160.00	150.00	160.00
Kolikuttu (Rs/Kg)	250.00	300.00	340.00	350.00	350.00	350.00	300.00	300.00	350.00	350.00	350.00	350.00	250.00	300.00	300.00	350.00	300.00	300.00
Seeni (Rs/Kg)	100.00	150.00	200.00	200.00	200.00	200.00	180.00	200.00	180.00	200.00	150.00	160.00	140.00	150.00	160.00	170.00	170.00	180.00
Anamalu	29.00	36.00	40.00	43.00	46.00	50.00	43.00	50.00	46.00	50.00	36.00	43.00	36.00	43.00	43.00	43.00		
Ambun	40.00	50.00	56.00	60.00	64.00	70.00	60.00	70.00	64.00	70.00	50.00	60.00	50.00	60.00	60.00	60.00		
<i>Pineapple</i>																		
Large	490.00	510.00	740.00	750.00	750.00	760.00	750.00	750.00	600.00	600.00	480.00	500.00	500.00	500.00	580.00	600.00	480.00	500.00
Medium	380.00	430.00	580.00	600.00	600.00	620.00	600.00	600.00	500.00	500.00	380.00	450.00	400.00	400.00	450.00	450.00	380.00	400.00
Small	300.00	350.00	450.00	460.00	480.00	490.00	480.00	480.00	380.00	380.00	300.00	350.00	320.00	320.00	360.00	360.00	280.00	320.00
<i>Mango</i>																		
Betti	-	-	-	-	-	-	-	-	-	-	-	-	-	-	-	-	-	-
Karthakolomban	330.00	430.00	270.00	270.00	330.00	400.00	330.00	380.00	270.00	270.00	-	-	-	-	270.00	300.00	230.00	230.00
Vilad	-	-	-	-	-	-	-	-	-	-	-	-	-	-	-	-	-	-
Kohu	-	-	-	-	-	-	-	-	-	-	-	-	-	-	-	-	-	-
<i>Other Fruits</i>																		
Wood Apple	160.00	180.00	-	-	300.00	300.00	280.00	300.00	240.00	240.00	240.00	240.00	-	-	200.00	200.00	240.00	240.00
Orange	130.00	140.00	160.00	180.00	200.00	200.00	200.00	200.00	170.00	200.00	140.00	140.00	-	-	130.00	140.00		
Avocado	215.00	230.00	200.00	200.00	200.00	240.00	250.00	270.00	230.00	270.00	215.00	215.00	130.00	130.00	130.00	150.00	200.00	230.00
Slime Apple	40.00	50.00	100.00	100.00	140.00	140.00	120.00	120.00	80.00	90.00	50.00	50.00	40.00	40.00	80.00	80.00	100.00	140.00
Grapes (Rs/Kg)	2100.00	2200.00	2600.00	2800.00	2800.00	3000.00	2500.00	2500.00	2200.00	3000.00	-	-	-	-	2500.00	2800.00	2500.00	2500.00
Papaw (Rs/Kg)	120.00	160.00	200.00	220.00	250.00	250.00	200.00	200.00	200.00	220.00	220.00	230.00	200.00	250.00	180.00	250.00	150.00	200.00
Passion	70.00	80.00	70.00	80.00	80.00	100.00	80.00	100.00	75.00	80.00	75.00	80.00	60.00	70.00	80.00	80.00	70.00	70.00
King Coconut	180.00	200.00	200.00	200.00	200.00	200.00	200.00	200.00	180.00	200.00	180.00	200.00	180.00	180.00	150.00	180.00	150.00	180.00

Annex 04 - Colombo Markets: Retail Prices of Sea Fish and Dried Fish (Rs/kg)

Week 24: 13 - 19 Jun 2025

30

CROP	PELIYAGODA	MAHARAGAMA	KIRULAPONE	NUGEGODA	NARAHENPITA	DEMATAGODA	THOTALANGA	KADAWATHA	KIRIBATHGODA
<i>Sea Fish</i>									
Salaya	800.00 - 850.00	1100.00 - 1100.00	800.00 - 800.00	1000.00 - 1000.00	1120.00 - 1120.00	1120.00 - 1120.00	1000.00 - 1100.00	800.00 - 800.00	960.00 - 1000.00
Hurulla	-	-	-	-	-	-	-	-	-
Balaya	1100.00 - 1200.00	-	1600.00 - 1600.00	-	1600.00 - 1600.00	-	-	-	-
Kelawalla	1700.00 - 1800.00	3000.00 - 3000.00	2400.00 - 2400.00	2600.00 - 3000.00	2900.00 - 2900.00	2200.00 - 2400.00	2600.00 - 2800.00	2600.00 - 2800.00	2600.00 - 2600.00
Thora	2600.00 - 2600.00	-	4400.00 - 5200.00	4600.00 - 5000.00	-	-	-	-	-
Paraw	1600.00 - 1700.00	3200.00 - 3200.00	2200.00 - 2400.00	3000.00 - 3200.00	-	2400.00 - 2600.00	-	-	-
Mora	-	-	-	-	-	-	-	-	-
Shrimps Small	1700.00 - 1800.00	1800.00 - 2000.00	2000.00 - 2000.00	2000.00 - 2200.00	2200.00 - 2200.00	2000.00 - 2000.00	2000.00 - 2000.00	1800.00 - 2000.00	2200.00 - 2200.00
Talapath	2400.00 - 2600.00	3200.00 - 3200.00	3000.00 - 3200.00	3200.00 - 3200.00	3500.00 - 3500.00	2800.00 - 3000.00	3000.00 - 3200.00	3000.00 - 3400.00	3000.00 - 3200.00
<i>Eggs (Rs/egg)</i>									
Brown	37.00 - 37.00	38.00 - 38.00	38.00 - 40.00	37.00 - 39.00	45.00 - 46.00	38.00 - 40.00	37.00 - 37.00	37.00 - 37.00	38.00 - 38.00
White	36.00 - 36.00	37.00 - 37.00	36.00 - 38.00	35.00 - 36.00	43.00 - 45.00	37.00 - 38.00	35.00 - 36.00	36.00 - 36.00	37.00 - 37.00
<i>Dried Fish</i>									
Sprats	1600.00 - 1600.00	1600.00 - 2000.00	2200.00 - 2200.00	2200.00 - 2200.00	2000.00 - 2100.00	-	-	1600.00 - 2000.00	2000.00 - 2000.00
Kattawa	2400.00 - 2600.00	2400.00 - 2400.00	2400.00 - 2400.00	2600.00 - 2800.00	2400.00 - 2400.00	2400.00 - 2400.00	2400.00 - 2400.00	2400.00 - 2400.00	2400.00 - 2400.00
Thora	-	-	-	-	-	-	-	-	-
Mora	2200.00 - 2500.00	2200.00 - 2600.00	2800.00 - 2800.00	2600.00 - 2600.00	2800.00 - 2900.00	2600.00 - 2600.00	2600.00 - 2600.00	2600.00 - 2600.00	2500.00 - 2600.00
Balaya	-	2400.00 - 2600.00	2400.00 - 2400.00	2200.00 - 2400.00	2000.00 - 2000.00	2200.00 - 2400.00	2000.00 - 2200.00	2200.00 - 2200.00	2200.00 - 2300.00
Anguluwa	2300.00 - 2400.00	2500.00 - 2600.00	2400.00 - 2400.00	2400.00 - 2600.00	2400.00 - 2400.00	-	-	-	-
Salaya	-	1400.00 - 1500.00	1500.00 - 1500.00	1500.00 - 1500.00	1200.00 - 1200.00	-	1500.00 - 1500.00	1000.00 - 1200.00	-
<i>Meat</i>									
Beef (without Bones)	2700.00 - 2700.00	2700.00 - 2700.00	2800.00 - 2800.00	2700.00 - 2700.00	2700.00 - 2700.00	-	2600.00 - 2600.00	2800.00 - 2800.00	-
Chicken (Broiler)	1200.00 - 1200.00	1300.00 - 1300.00	1290.00 - 1290.00	1290.00 - 1290.00	1300.00 - 1300.00	1250.00 - 1250.00	1300.00 - 1300.00	1290.00 - 1300.00	1360.00 - 1360.00
Chicken (Curry)	1100.00 - 1100.00	1200.00 - 1200.00	1200.00 - 1200.00	1290.00 - 1290.00	1100.00 - 1100.00	1160.00 - 1160.00	1100.00 - 1100.00	-	1100.00 - 1100.00
Mutton	3800.00 - 3800.00	3800.00 - 3800.00	3900.00 - 3900.00	3900.00 - 3900.00	3800.00 - 3800.00	3800.00 - 3800.00	3600.00 - 3600.00	3800.00 - 3800.00	4000.00 - 4000.00
Pork	2200.00 - 2200.00	2400.00 - 2400.00	2500.00 - 2500.00	-	-	-	-	2200.00 - 2200.00	2200.00 - 2200.00

Annex 05 : Food Composition of Selected Food Commodities

Commodity	Energy (kcal/100g)	Protein (g/100g)	Total fat (g/100g)	Retinol Eq (µ g/100g)	Vit B2 (mg/100g)	Vit B6 (mg/100g)	Folate (µg/100g)	Vit C (mg/100g)	Calcium (mg/100g)	Magnesium (mg/100g)	Iron (mg/100g)	Zinc (mg/100g)
Rice												
Rice - (white Kekulu - normal)	361	9.88	1.52	-	0.03	0.09	10.67	-	6.94	26.29	1.22	1.5
Rice - (white Kekulu Samba)	355	8.81	1.53	-	0.03	0.09	8.11	-	9.82	30.48	0.92	1.7
Rice - (Red Kekulu - normal)	366	8.64	2.12	-	0.05	0.1	8.39	-	4.73	31.7	0.88	1.84
Rice -Samba	369	6.86	2.45	-	0.05	0.13	12.79	-	8.71	37.26	1.18	1.49
Rice - Nadu White	366	7.76	1.48	-	0.03	0.12	9.35	-	4.57	20.1	0.64	1.61
Dried chilies	233	12.68	6.41	437	0.84	0.42	46.83	NA	107	231	5.39	1.65
Onion												
Big onions	48	1.67	0.24	0.16	0.01	0.1	32.99	7.58	14.82	16.94	0.45	0.25
Red onions	55	2.13	0.15	0.18	0.02	0.13	30.15	14.26	20.37	19.32	0.31	0.28
Potatoes	71	1.67	0.25		0.01	0.09	14.31	20.5	9.83	23.84	0.46	0.29
Pulses												
Green gram	290	21.97	0.93	19.5	0.28	0.33	135	NA	98.96	146	4.15	2.86
White cowpea	320	21.25	1.14	1.36	0.09	0.26	249	NA	84.1	213	5.04	3.57
Red cowpea	320	20.24	1.08	0.96	0.11	0.27	273	NA	81.83	194	4.95	3.4
Red Dhal	319	23.09	0.77	1.06	1.6	0.22	55	NA	41.27	66.63	7.45	3.34
Vegetables												
Beans	46	3.95	0.15	6.64	0.1	0.3	45.2	7.02	35.68	45.56	0.7	0.59
Carrot	30	0.85	0.45	1240	0.03	0.1	24.71	5.93	27.65	11.7	0.59	0.25
Leeks	30	1.74	0.49	18.56	0.02	0.19	42.63	4.65	29.28	11.77	1.49	0.43
Beetroot	31	2.12	0.15	1.52	0.01	0.09	108	4.51	20.29	34.88	0.77	0.29
Knolkhol	16	1.69	0.34		0.05	0.19	12.7	77.64	40.09	19.35	0.23	0.18
Radish	29	0.75	0.11		0.02	0.09	18.09	12.13	35.64	13.56	0.38	0.16
Cabbage	21	1.35	0.14	3.35	0.05	0.14	52.66	29.62	56.85	18.47	0.33	0.16

Tomatoes	20	0.88	0.56	165	0.03	0.09	20.16	25.58	9.69	14.93	0.31	0.12
Ladies fingers	26	2.06	0.19	12.41	0.08	0.28	70.62	24.48	92.26	55.23	0.96	0.44
Brinjal (Pandora Striped)	29	1.49	0.31	23	0.12	0.09	30.99	1.49	18.95	18	0.32	0.19
Brinjal (Chinese eggplant)	24	1.28	0.33	16.83	0.12	0.11	32.94	3.37	14.4	21.18	0.28	0.16
Capsicum	23	1.22	0.34	38.96	0.03	0.29	28.65	49.63	12.65	11.21	0.21	0.31
Pumpkin (Common)	31	0.86	0.3	30.41	0.02	0.09	17.72	8.73	18.75	9.93	0.49	0.25
Cucumber	19	0.98	0.24	0.58	0.01	0.08	19.66	4.08	22.1	18.22	0.67	0.21
Bitter gourd	19	1.47	0.23	55.08	0.05	0.06	53.1	46.89	25.19	35.81	1.75	0.26
Snake gourd (Dark green)	11	0.82	0.25	10.41	0.03	0.12	18.09	3.54	26.83	25.84	0.41	0.11
Snake gourd (Pale green)	11	0.89	0.25	5.14	0.03	0.07	16.52	2.85	27.11	21.77	0.47	0.2
Drumstick	30	2.48	0.12	3.13	0.06	0.12	60.48	92.33	22.27	28.51	0.5	0.26
Watakolu	12	0.86	0.15	59.33	0.01	0.07	25.48	6.41	14.67	14.01	4.42	0.45
Long beans	24	3.36	0.3	-	0.06	0.11	99.98	8.93	44.22	33.17	1.01	0.08
Ash Plantain	76	2.84	0.56	0.06	0.02	0.07	6.82	4.49	5.19	22.55	0.39	0.21
Green chillies	39	2.28	0.76	38.16	0.08	0.25	21.29	98.61	20.25	36.91	1.25	0.29
Limes	26	0.66	0.26	0.36	0.01	0.05	12.1	38.05	26	15.25	0.12	0.05
Kekiri	17	1.01	0.25	0.76	0.01	0.07	17.34	8.07	25.72	26.2	0.63	0.22
Ash pumpkin (Ash guord)	18	0.8	0.15		0.01	0.15	14.17	9.14	19.27	23.62	0.48	0.13
Cho-Cho	19	0.58	0.12	0.3	0.04	0.07	63.81	23.76	20.55	13.02	0.49	0.12
Thalana batu (Little prince)	21	1.28	0.39	24.33	0.12	0.09	38.63	2.4	12.38	19.62	0.31	0.22
Thalana batu (Thai eggplant)	21	1.45	0.26	18.33	0.11	0.09	31.18	2.71	17.24	37.22	0.37	0.24
Thibbatu	61	1.66	1.96	15.89	0.03	1.02	72.39	10.8	105	57.46	1.06	0.59
Kohila yams	27	0.64	0.16	1.72	0.01	0.14	4.64	1.67	52.33	33.95	0.61	1.62
Kehel muwa	19	1.36	0.63	4.27	0.02	0.12	40.51	8.16	35.09	31.43	0.38	0.39
Ambaralla	37	0.73	0.44	3.36	0.01	0.1	44.49	35.51	20.7	9.28	0.7	0.12
Mango	50	0.75	0.09	14.5	0.02	0.14	34.89	91.63	28.56	17.74	0.5	0.09
Mushroom	27	2.54	0.42	-	0.15	0.13	7.81	11.56	0.9	14.42	1.32	0.79
Dambala	21	1.84	0.2	38.74	0.08	0.4	33.69	19.82	68.24	31.38	1.2	0.44
Coconuts nuts	390	3.67	39.92	-	0.05	0.11	14.86	-				

Root Crop												
Sweet potato	108	1.27	0.33	NA	0.04	0.09	14.44	22.2	28.93	21.05	0.51	0.14
Manioc	78	0.92	0.19	NA	0.07	0.2	0.1	1.95	25.31	19.08	19.78	23.73
Nelum ala/Lotus root	79	1.94	0.93	NA	0.05	0.19	26.49	26.63	37.71	26.58	3.34	0.35
Kiriala	87	3.96	0.15	1.19	0.03	0.16	20.17	2.71	30.79	41.52	0.6	0.42
Iniala	103	3.2	0.3	33.14	0.01	0.22	22.19	13.03	40.99	28.98	1.31	0.29
Leafy Vegetables												
Mukunuwanna	28	3.15	0.55	92.25	0.09	0.27	96.14	3.24	135	45.38	1.7	1.03
Gotukola	15	0.64	0.47	226	0.07	0.23	70.11	6.74	96.31	41.42	1.25	0.66
Kankun	15	0.47	0.37	1614	0.08	0.4	33.69	19.82	49.21	18.35	1.32	0.44
Kathurumurunga	70	8.01	1.35	2097	0.33	0.22	120	121	901	96.64	4.36	0.53
Nivithi	22	2.2	0.47	959	0.06	0.11	74.05	10.26	163	61.37	1.49	0.67
Thampala	32	3.55	0.72	1474	0.21	0.22	74.27	82	258	209	3.5	1.4
Sarana	20	2.42	0.21	1149	0.03	0.13	58.54	9.89	59.57	42.93	0.13	0.75
Kohila leaves	33	4.1	0.83	300	0.02	0.17	56.76	5.56	19.5	20.32	0.25	0.3
Onion leaves	27	2.01	0.26	NA	0.04	0.18	56.8	23.38	35.21	74.95	3.15	0.77
Cabbage leaves	30	3.63	0.27	8.66	0.05	0.24	63.46	40.76	170	18.47	2.67	0.35
Salad leaves	19	1.05	0.24	NA	0.1	0.06	37.48	11.64	58.23	36.89	2.07	0.27
Cauliflower	23	2.09	0.48	0.14	0.06	0.11	46.67	50.17	22.44	18.52	0.76	0.27
Jackfruit pods	25	2.14	0.34	NA	0.03	0.04	30.7	24.77	37.32	26.08	0.3	0.17
Jackfruit seeds	77	5.66	0.44	NA	0.02	0.08	58.91	15.24	40.87	50.14	0.52	0.42
Meat												
Chicken	176	23.14	9.24	6.88	0.07	0.49	10.09	-	15.06	20.18	0.75	0.64
Beef	160	23.3	7.45	2.15	0.08	0.32	1.93	-	4.8	28.54	2.41	3.31
Mutton	138	20.37	6.23	2.7	0.13	0.28	1.73	-	7.58	19.5	1.62	5.05
Pork	161	18.83	9.5	1.9	0.09	0.28	8.15	-	6.58	8.9	0.79	0.8
Fish												
Balaya	96	21.28	1.12	21.01	0.15	0.12	7.89		6.45	26.02	0.68	0.46
Seer	136	22.28	5.18	81.9	0.07	0.16	15.45		9.85	36.73	0.41	0.74

Shark	95	21.6	0.83	1.11	0.04	0.11	8.57	8.44	32.58	0.41	0.74
Paraw	87	20.02	0.7	1.49	0.02	0.16	6.77	8.17	31.68	0.67	0.41
Thalapath	91	16.04	2.88	12.03	0.1	0.13	78.22	7.64	24.89	0.71	0.67
Kelawalla	109	21.47	2.55	15.95	0.17	0.73	77.39	13.35	33.82	0.68	0.64
Haedaella	87	19.88	0.78	12.18	0.04	0.06	11.7	36.6	53	0.54	0.65
Hurulla	88	17.08	2.18	10.02	0.14	1.66	61.66	103	35.45	1.24	1.05
Karalla / Katuwalla	97	21.8	1.06	1.25	0.02	0.1	14.38	37.06	39.05	0.24	0.42
Kumbala / Angila	101	21.51	1.53	16.34	0.1	0.1	7.13	31.27	37.46	1.46	0.67
Salaya / Sudaya	100	19.5	2.39	15.41	0.18	1.39	60.87	435	42.83	1.4	2.3
Theppli / Telapiya /Korali	83	18.48	1.08	17.14	0.18	0.18	8.29	99.39	24.96	2.84	0.88
Prawns	65	14.85	0.56	1.24	0.03	0.1	15.37	37.81	30.5	0.73	1.1
Crabs	45	10	0.55	8.33	0.14	0.18	13.83	37.81	45.93	0.73	1.1
Cuttle fish	76	16.82	0.93	1.93	0.02	0.04	6.22	8.73	35.46	0.62	1.3
Linna	112	20.3	3.37	15.78	0.23	0.68	59.78				
Coppara	97	22.89	0.56	21.51	0.04	0.12	8.08	7.2	30.08	1.2	0.58
Ray (Maduwa)	97	23.98	0.68	7.55	0.02	0.21	25.59	9.16	24.61	0.74	0.44

Dried Fish

Dried sprats	259	51.16	5.92	12.83	0.25	0.62	438	1178	162	3.06	4.2
Dried keeramin	311	49.6	12.42	12.92	0.13	2.41	144	555	166	2.58	3.19
Dried thalapath	289	54.68	8.04	9.38	0.04	0.43	97.8	62.75	110	1.96	1.45
Dried katta	275	50.04	8.31	2.48	0.03	0.35	80.4	86.55	92.17	1.47	1.16
Dried balaya	282	63.79	3.37	14.32	0.12	1.98	213	83.48	83.45	3.6	1.44
Dried shark / keelan	267	55.03	5.25	10.31	0.04	0.32	187	42.24	92.94	1.48	0.66

Eggs

Hen eggs (Country)	170	13.14	13	208	0.08	0.18	54.6	50.14	11.04	1.64	1.12
Hen eggs (Table)	135	13.55	9.03	200	0.19	0.19	49.46	63.3	12	2.39	1.73
Quail eggs	153	12.39	11.46	153	0.11	0.17	54.86	60.67	11.21	2.55	1.51

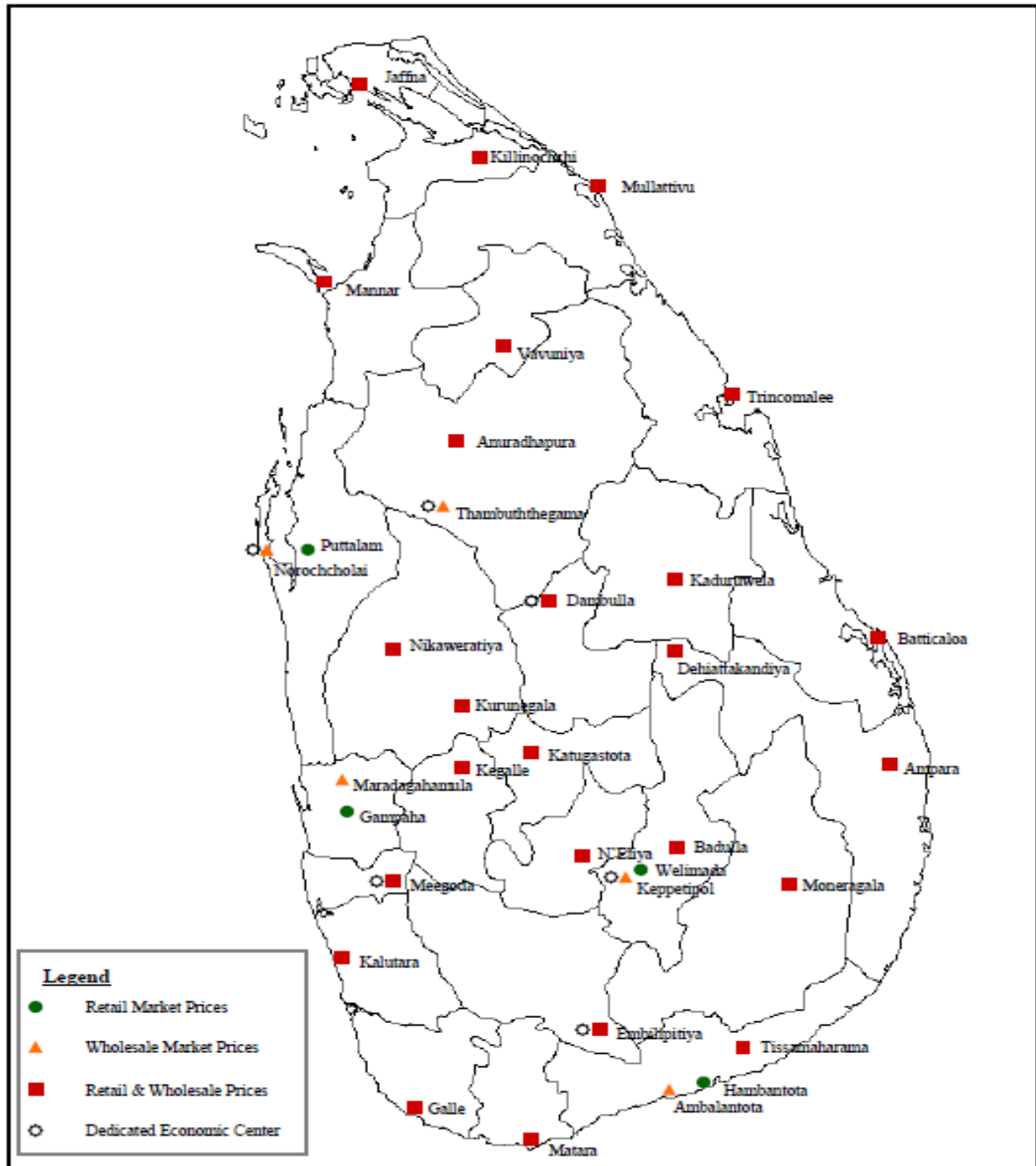
Fruits

Banana Embul	109	1.11	1.09	9.68	0.05	0.64	32.98	13.61	9.39	25.67	0.51	0.23
Anamaalu	102	1.04	0.72	16.4	0.04	0.65	21.07	3.66	8.06	27.02	0.51	0.23

Koli kuttu	107	1.38	0.34	8.8	0.03	0.47	18.12	7.71	8.56	38	0.32	0.14
Pineapple	37	0.41	0.17	5.76	0.04	0.12	17.86	39.36	10.37	10.71	0.3	0.09
Papaya	26	0.42	0.16	171	0.11	0.04	54.85	48.62	16.77	8.9	0.23	0.08
Mangoes (Karthakolomban)	79	0.8	0.92	259	0.01	0.1	35.52	17.74	3.12	6.72	0.1	0.08
Mangoes (Vilad)	44	0.76	0.58	146	0.05	0.26	67.6	29.97	16.93	14.79	0.65	0.19
Apple	62	0.29	0.64	0.36	0.02	0.08	3.43	2.9	3.12	6.72	0.1	0.08
Avacado	144	2.95	13.86	2	0.08	0.18	67.17	9.36	28.48	48.14	0.81	0.75
Wood apple	78	3.09	3.62	0.46	0.01	0.14	6.07	13.58	59.15	25.16	0.45	0.32
Orange	46	1.07	0.37	23.44	0.01	0.28	14.46	20.19	31.18	20.36	0.81	0.35
Guava	39	1.53	0.38	19.67	0.01	0.11	25.24	30.88	6.59	12.02	0.53	0.33
Grapes	49	0.95	10.69	3.22	0.04	0.1	7.07	20.51	7.27	6.86	0.28	0.07
Melon	19	0.65	0.16	130	0.02	0.11	6	8.24	4.05	9.76	0.15	0.1

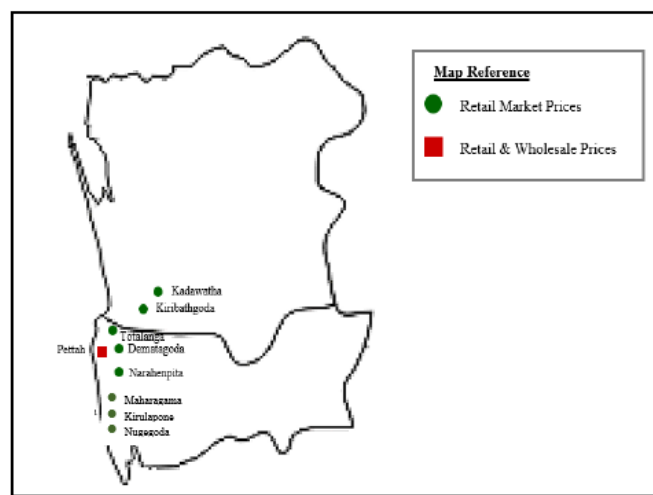
Source: Sri Lanka Food Composition Tables, Ministry of Health - 2021.

Price Collecting Areas



Legend

- Retail Market Prices
- ▲ Wholesale Market Prices
- Retail & Wholesale Prices
- Dedicated Economic Center





HARTI



Ministry of Agriculture

**Food Systems and Market Research Division & Data Management Division
Hector Kobbekaduwa Agrarian Research and Training Institute**

No. 114, Wijerama Mawatha, Colombo 07.

Phone: 011-2696981 Fax: 011-2682283

E-mail: mfpaharti@yahoo.com

Web: www.harti.gov.lk

www.mobilink.lk

**දෛනික චිළචිචි තොග මිල,
ජංගම දුරකථනයෙන්**

හෙක්ටර් කොච්චිකඩුව ගොවි කරියතු පර්යේෂණ
හා පුහුණුධර්මේ ආයතනය අනුමුතයෙන්

මොබිටෙල්
ජංගම
මිල දර්ශනය

ජාතික ජංගම දුරකථන ජාලයෙන්

6666
අමතන්න.

මොබිටෙල් අද මිල - අත දහ
මොබිටෙල් ජංගම දුරකථන ජාලයෙන්
චිළචිචි තොග මිල දැරෙන්න.

විකාසයාට රු.2/-
විකාසයාට රු.2/-