

RETAIL MARKET AT A GLANCE

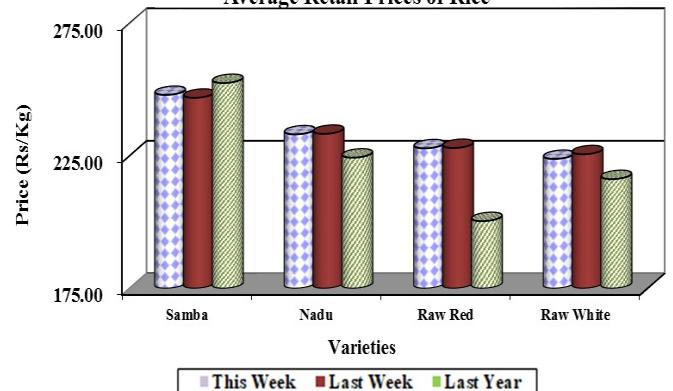
Summary

Rice

Retail prices of most of the rice varieties have decreased slightly by less than Rs.3.00/kg.

(Page No.01)

Average Retail Prices of Rice

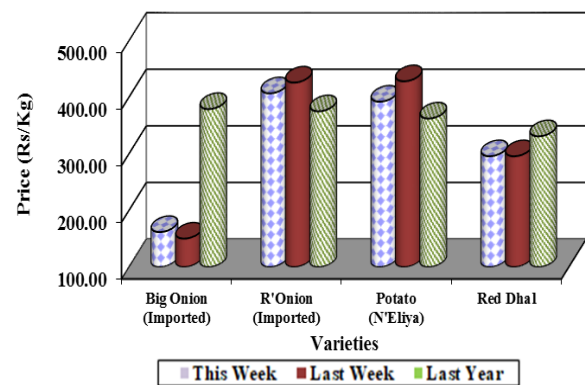


Other Field Crops

Price of imported big onion has increased by Rs.12.00/kg due to decreased supply.

(Page No.02-03)

Average Retail Prices of Other Field Crops

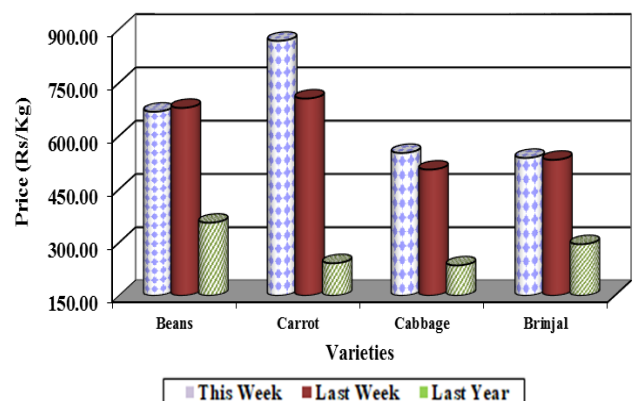


Vegetables

Prices of most of the upcountry vegetable varieties have increased with the highest price increase of Rs.162.50/kg for carrot.

(Page No.04-05)

Average Retail Prices of Vegetables



Fruits

Prices of most of the fruits have decreased due to increased supply.

(Page No.05-06)

Rice

Wholesale

Prices of all rice varieties have not increased significantly and price ranged of raw red and raw white were Rs.210.00-220.00/kg.

Imported rice varieties except imported nadu were available at the market under the following price ranges

- Imported ponni samba - Rs.225.00-235.00/kg
- Imported raw white- Rs.205.00-215.00/kg.

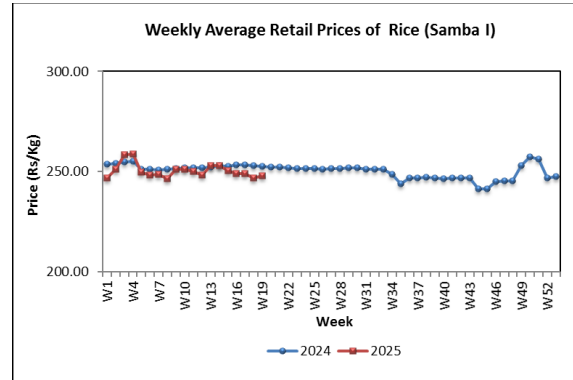
Compared to same period of last year, most of the rice varieties have seen price increases, with the highest price increase of 16% for raw red. price of keeri samba and imported ponni samba have decreased by 14% and 12%.

Retail

The retail prices of all types of rice varieties expect for, local samba and imported samba have decreased. Among those a highest price decreased of Rs.3.00/kg was observed for keeri samba and a highest price increase of Rs. 4.00 /kg was observed for imported samba.

Compared to same period of last year, the highest price decreased of 25% was

recorded for keeri samba and highest price increase of 14% was recorded for local raw red.



Paddy

The average farmgate prices of major paddy varieties have slightly fluctuated in several producing areas. Accordingly, the average price of short grain paddy has increased by Rs.1.00-3.00/kg in Nikaweratiya, Kurunegala and Polonnaruwa areas. Further, the price increment of Rs.3.00-4.00/kg was observed for keeri samba paddy in Polonnaruwa, Kurunegala and Dehiattakandiya areas. The prices ranged Rs.129.00-140.00/kg for short grain paddy while Rs.139.00-156.00/kg for keeri samba paddy.

Compared to the same period of last year, the average farmgate prices of major paddy varieties except keeri samba have increased by 3%-27% with the highest for long grain red paddy. However, price of keeri samba paddy has decreased slightly.

Dried Chilies

Wholesale

The price of imported dried chilies has increased by 5% due unavailability of sufficient stocks and price ranged Rs.500.00-600.00/kg,

Compared to same period of last year, current whole sale price of imported dried chilies has decreased by 24%.

Retail

The retail price of imported dried chilies has decreased by Rs.8.00/kg and price ranged Rs.650.00-900.00/kg.

Compared to the same period of last year, the current retail price of imported dried chilies has decreased by 23%.

Onion

Wholesale

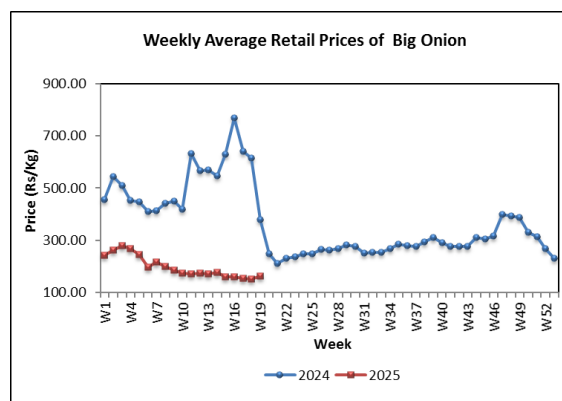
Prices of sinan and imported red onions have increased by 16% due to unavailability of sufficient stocks and price ranged Rs.200.00-230.00 and Rs.280-330.00/kg. Price of vedalan red onion has decreased by 12% due to availability of low-quality stocks and price ranged Rs.250.00-270.00/kg respectively. Price of imported big onion has increased by 42% due to unavailability of sufficient

stocks and price ranged Rs.80.00-150.00/kg

Compared to same period of last year, current prices of sinan and vedalan red onion and imported big onion varieties have decreased in the range of 8%-58% while imported red onion has increased by 8%.

Retail

The retail price of imported red onion has decreased by Rs.19.00/kg and the retail price of imported big onion has increased by Rs.12.00/kg.



Compared to the same period of last year, the current retail price of imported big onions and vedalan have decreased. Among those a highest price decreased of 57% was recorded for imported big onions and a highest price increase of 8% was recorded for imported red onion.

Potato

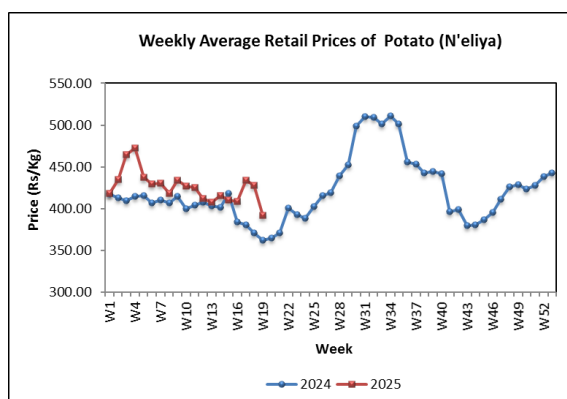
Wholesale

The Price of Welimada and Nuwara Eliya potatoes have decreased by 9% and 6% due to availability of sufficient stocks and price ranged Rs.220.00-230.00/kg and Rs.250.00-260.00/kg the price of imported potato has increased by 8% due to unavailability of sufficient stocks and price ranged Rs.170.00-210.00/kg.

Compared to same period of last year, current wholesale price of all potato varieties have increased in the range of 25%-30%.

Retail

The retail prices of Nuwara Eliya and imported potatoes have decreased by Rs.36.00/kg and have increased by Rs.14.00/kg respectively while price ranged Rs.360.00-440.00/kg and Rs.200.00-260.00/kg.



Compared to the same period of last year, the current retail prices of all potato varieties have increased. The highest price increase of 17% was recorded for imported potatoes.

Pulses

Wholesale

Price of green gram and red cowpea have decreased by 2% and 12% due to availability of sufficient stocks and price ranged Rs.650.00-850.00/kg and Rs.460.00-700.00/kg. Prices of white cowpea and red dhal have not changed significantly

Compared to same period of last year all the pulses varieties except white cowpea have decreased in the range of 10%-35%.

Retail

The retail price of red cowpea has decreased of Rs.25.00/kg, and the retail price of white cowpea has increased Rs.23.00/kg. The retail price of red dhal has not changed significantly.

Compared to the same period of last year, the current retail prices of all types of pulses have decreased. Among those, a notable price decreased of 39% was recorded for green gram.

Vegetable

Wholesale

Prices of most of upcountry vegetables have increased while prices of most of low country vegetables have decreased.

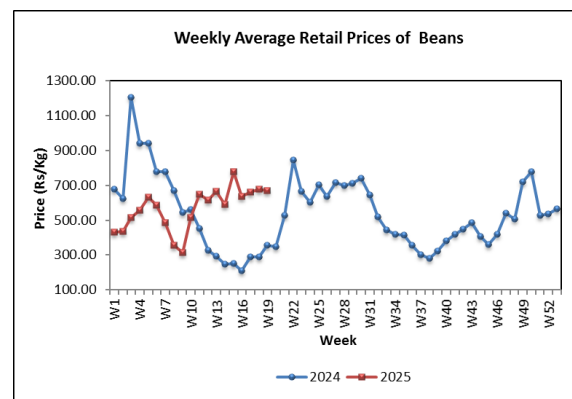
Among the upcountry vegetable varieties specifically, leeks reported the highest price increase of 16%, following prices of cabbage and knol-khol have increased in the range of 10% - 12%. Prices of carrot and beetroot have increased slightly. However, price of raddish and green beans have decreased by 3% - 4%. Further, price of tomato has increased by 5% with decreased supply.

Considering low-country vegetables, price of ladies fingers has decreased by 20%, following prices of long beans and snake gourd have decreased by 14% and 7% respectively. However, prices of drumstick has increased by 53% with availability of quality stocks from Jaffna and Puttalam areas, following prices of bitter gourd and ash plantain have increased in the range of 17%-26%. In addition, price of green chilies and lime have increased by 42% and 83% respectively.

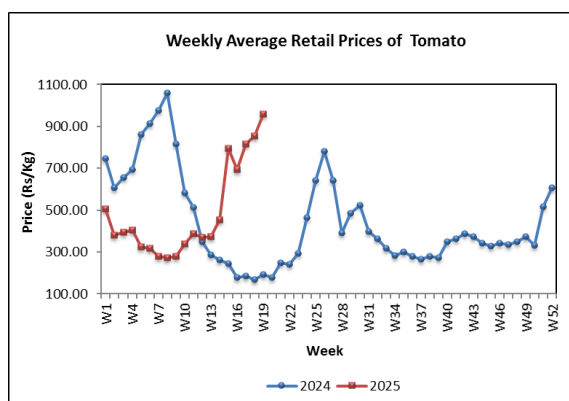
Compared to the previous year, most vegetable prices have increased, with tomato reported the highest as 956%.

Retail

Retail prices of most of the upcountry vegetable varieties increased in line with the upward wholesale trend. The highest price increase was reported for carrot by Rs.163.00/kg followed by Rs.59.00/kg for knolkhol. However, the price of beans decreased by Rs.11.00/kg.



Considering the low-country vegetable varieties, tomato prices showed a significant price increase of around Rs. 106.00/kg. Drumstick prices showed a significant price increase of Rs. 44.00/kg. Capsicum prices increased by Rs.24.00/kg. Lime prices increased by Rs.7.00/kg.



Compared to the same period last year, prices of most varieties have increased, while a notable price increment of 402% was reported for tomato.

Coconut Wholesale

Prices of both large and small nuts have decreased by 5% and 6% respectively. Price ranges were Rs. 180.00-200.00 for a large nut and Rs. 160.00 - 170.00 for a small nut.

Compared to the same period of last year, the current wholesale prices of large and small nuts have increased by 100% and 92% respectively.

Retail

Prices of large and small nuts showed a price drop of Rs.6.00/nut and Rs.4.00/nut respectively. Price ranges were Rs.205.00-240.00 for a large nut and Rs.180.00-200.00 for a small nut.

Compared to the same period last year, prices of large nuts (100%) and small nuts (112%) have increased.

Fruits

Wholesale

Prices of most of the fruit varieties have decreased due to increased supply. The highest price decrease of 31% was recorded for pineapple large. The prices of all the size of pineapple have decreased in the range of Rs.25.00-31.00/fruit.

Due to insufficient stocks, wood apple, avocado and slime apple prices increased by 29%, 18% and 17% respectively.

Wholesale prices for the most of fruits have increased compared to last year, 415% decrease was recorded for karthakolomban mango.

Retail

In line with the decreased wholesale prices, retail prices of most of the fruit varieties have decreased. The highest price decreased of Rs.190.00/kg was reported for karthakolomban.

Prices of all sizes of pineapple have decreased in the range of Rs.59.00-Rs.100.00/kg. Also, price of seeni banana

Weekly Food Commodities Bulletin

and ambul banana have decreased by Rs.25.00/kg and Rs.22.00/kg respectively.

Compared to last year, price of most fruit varieties have decreased with the highest price decrease of 63% recorded for large size pineapples.

Fresh Fish

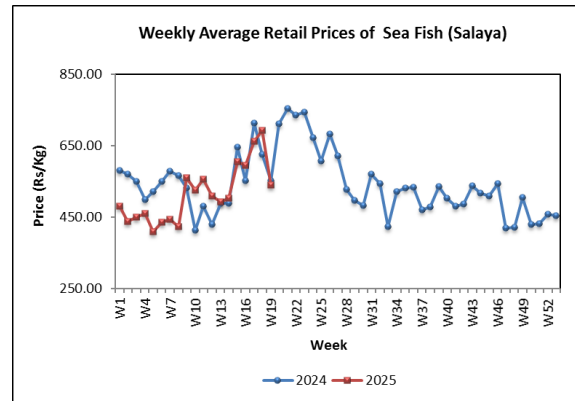
Wholesale

The prices of other fish varieties except hurulla have decreased with the highest price decrease of 17% for salaya.

Compared to the same period of last year, the highest price decrease was recorded for shrimps by 7%. The highest price increase was recorded for hurulla by 64%.

Retail

The prices of other fish varieties except salaya, thora and thalapath have increased and the highest price increase was recorded for kelawalla by Rs.307.00/kg. Prices for balaya and paraw have increased by Rs.194.00/kg and Rs.180.00/kg respectively. The highest price decrease was recorded for thora by Rs.384.00/kg. Price decrease of salaya and thalapath have recorded as Rs.153.00/kg and Rs.124.00/kg respectively.



Compared to the same period of last year, the highest price decrease was recorded for Thora by 12%. The highest price increase was recorded for hurulla by 41%.

Dried Fish

Wholesale

The prices of other dry fish varieties except local sprats, mora and balaya have decreased and the highest price decrease was recorded for salaya by 11%. The highest price increase was recorded for balaya by 12%. The second highest price increase was recorded for local sprats by 11%.

Compared to the same period of last year, other dry fish varieties except maduwa and imported sprats have increased and the highest price increase was recorded for balaya by 78%.

Retail

The prices of other dry fish varieties except local sprats, mora and balaya have decreased and the highest price decrease was recorded for salaya by Rs.53.00/kg. Price decrease of imported sprats and kattawa have recorded as Rs.21.00/kg and Rs.28.00/kg respectively. The highest price increase was recorded for local sprats by Rs.113.00/kg and the second highest price increase was recorded for mora by Rs.56.00/kg.

Compared to the same period of last year, other dried fish varieties except local and imported Sprats have increased and the highest price increase was recorded for balaya by 15%.

Eggs

Wholesale

The prices of both white and brown eggs have decreased by 4% and prices range of Rs.25.00-Rs.26.00 and Rs.27.00-Rs.29.00 respectively. The average price of the white and brown eggs have recorded as Rs.26.00 and Rs.28.00 respectively.

Compared to the same period of last year, the prices of both egg varieties have decreased and price decrease of white and brown eggs have recorded as 43% and Rs.42% respectively.

Retail

The prices of both brown and white egg types have decreased and the price range of a white egg has recorded as Rs.25.00-Rs.30.00 and the price range of a brown egg has recorded as Rs.28.00-Rs.31.00. The average price of the white and brown egg types has recorded as Rs.27.00 and Rs.29.00 respectively.

Compared to the same period of last year, the prices of both egg varieties have decreased in the range of 44%-45%.

Meat

Retail

The prices of all meat types have increased and the highest price increase was recorded for Mutton by Rs.67.00/kg. Price increase of broiler and curry chicken have recorded as Rs.36.00/kg and Rs.18.00/kg respectively. Price increase of beef and pork have recorded as Rs25.00/kg and Rs17.00/kg respectively.

Compared to the same period of last year, other meat types except broiler and curry chicken have increased and the highest price increase was recorded for Pork by 31%.

EXPLANATORY NOTE

The Food Commodities Bulletin is a weekly publication containing information relating to wholesale and retail prices of selected food commodities in nine selected markets in and around Colombo and main markets in the major producing areas.

The information is analyzed and presented as prevailing prices, price ranges, averages, and a comparison of weekly prices. The changes in prices reported are always with price prevailed during the previous week unless otherwise stated.

The frequency of collection of wholesale price information is twice a week (i.e., Tuesday and Friday) while with retail prices, it is thrice a week (i.e., Friday, Monday, and Tuesday).

Table 01: Selected Markets: Wholesale Price of Rice (Rs/50kg bag)

Week 19: 09 - 15 May 2025

LOCATIONS	Rice Varieties													
	Samba 1		Samba 2		Keeri Samba		Nadu 1		Nadu 2		Raw Red		Raw White	
Colombo	12000	12250	11750	11900	12750	14000	11250	11500	11000	11100	10500	11000	10500	11000
Divulapitiya	11950	12050	11750	11800	13500	13500	11400	11500	10800	11850	10500	10750	10500	10700
Kurunegala	12000	12100	-	-	12750	13600	-	-	11150	11200	10750	10750	10500	10650
Nikaweratiya	11900	11900	11750	11850	12850	15000	11350	11400	10900	11100	-	-	10500	10650
Badulla	-	-	-	-	14000	15000	11400	11500	-	-	10600	10650	10650	10650
Puttalam	-	-	-	-	-	-	-	-	-	-	-	-	-	-
Dambulla	12500	12500	11750	11900	-	-	11300	11350	11000	11150	10750	10800	10700	10800
Anuradhapura	11900	12200	-	-	14250	14750	11300	11400	-	-	10750	10850	10500	10750
Tambuttegama	11900	11900	11750	11750	13000	13000	11250	11400	-	-	10750	11000	10600	10900
Polonnaruwa	11900	11900	-	-	12850	14850	11400	11400	11200	11250	10900	10900	10850	10900
Kalutara	12500	12500	-	-	15000	15500	11250	11400	-	-	10500	10750	10500	10800
Ampara	-	-	-	-	13000	13000	11500	11500	-	-	10600	10750	10500	10500
Kandy	12000	12250	11700	11800	13250	14000	11250	13000	10900	11000	10600	10750	10500	10900
Moneragala	-	-	11750	11750	-	-	11200	11350	-	-	10250	10500	10350	10500
Kegalle	-	-	-	-	-	-	-	-	-	-	-	-	-	-
Dehiattakandiya	-	-	-	-	-	-	-	-	-	-	-	-	-	-
Hambantota	-	-	11750	11750	12900	13000	11250	11250	11150	11150	10500	10750	10500	10750
Matara	-	-	-	-	14000	14200	11400	11450	-	-	10250	10400	10350	10500
Galle	11900	11900	11750	11800	13000	13000	11250	11250	10900	11000	10500	10900	10600	10800
Meegoda	11900	11900	11800	11850	13000	13000	-	-	11100	11200	10400	10500	10350	10400
Tissamaharama	-	-	-	-	-	-	-	-	-	-	-	-	-	-
Embilipitiya	11850	11900	-	-	-	-	-	-	11000	11100	10300	10400	10500	10600
Jaffna	-	-	-	-	-	-	-	-	-	-	-	-	-	-
Vavuniya	11900	11950	11750	11850	13500	13600	11500	11700	-	-	10700	10900	10600	10800
Mannar	-	-	-	-	-	-	-	-	-	-	-	-	-	-
Killinochchi	12000	12200	-	-	13000	13250	11500	11700	-	-	10700	10900	10750	10900
Mullattivu	11900	12000	11750	11750	13750	13900	11300	11500	-	-	10800	11000	11000	11100
Batticaloa	-	-	-	-	-	-	-	-	-	-	-	-	-	-
Trincomalee	-	-	-	-	13000	13250	11200	11250	11000	11000	10600	11000	10750	11000
Galenbindunuwew	-	-	-	-	-	-	-	-	-	-	-	-	-	-
Matale	12000	12100	-	-	13000	14500	11250	11300	10950	11000	10600	10750	10500	10700

09

Table 02: Selected Markets: Retail Price of Rice (Rs/kg)

Week 19: 09 - 15 May 2025

LOCATIONS	Rice Varieties													
	Samba 1		Samba 2		Keeri Samba		Nadu 1		Nadu 2		Raw Red		Raw White	
Colombo	240.00	260.00	-	-	260.00	290.00	230.00	240.00	-	-	220.00	240.00	220.00	230.00
Gampaha	240.00	242.00	-	-	-	-	230.00	230.00	-	-	220.00	220.00	220.00	220.00
Kurunegala	240.00	245.00	-	-	290.00	300.00	230.00	230.00	230.00	230.00	220.00	220.00	220.00	220.00
Nikaweratiya	240.00	240.00	-	-	260.00	310.00	230.00	235.00	220.00	225.00	-	-	210.00	220.00
Dambulla	255.00	260.00	240.00	240.00	300.00	320.00	228.00	230.00	225.00	226.00	220.00	220.00	215.00	220.00
Anuradhapura	240.00	250.00	-	-	300.00	310.00	230.00	230.00	-	-	220.00	220.00	215.00	220.00
Thambuththegama	240.00	245.00	-	-	260.00	320.00	230.00	230.00	-	-	220.00	225.00	220.00	222.00
Polonnaruwa	240.00	240.00	-	-	260.00	300.00	230.00	230.00	226.00	228.00	220.00	220.00	220.00	220.00
Kaluthara	260.00	265.00	-	-	315.00	320.00	230.00	230.00	-	-	215.00	220.00	215.00	220.00
Badulla	-	-	-	-	300.00	310.00	-	-	230.00	230.00	215.00	215.00	215.00	215.00
Keppetipola	250.00	260.00	-	-	300.00	320.00	-	-	230.00	230.00	216.00	220.00	217.00	220.00
Moneragala	240.00	250.00	240.00	240.00	300.00	320.00	240.00	240.00	230.00	230.00	210.00	220.00	210.00	220.00
Kegalle	270.00	270.00	240.00	240.00	320.00	320.00	230.00	230.00	225.00	230.00	240.00	240.00	220.00	220.00
Ampara	-	-	-	-	260.00	260.00	230.00	230.00	-	-	217.00	220.00	210.00	220.00
Dehiattakandiya	270.00	270.00	-	-	300.00	300.00	230.00	230.00	-	-	220.00	220.00	220.00	220.00
Nuwaraeliya	255.00	260.00	-	-	310.00	320.00	-	-	228.00	230.00	216.00	220.00	217.00	220.00
Kandy	240.00	255.00	-	-	270.00	310.00	230.00	230.00	224.00	225.00	220.00	225.00	220.00	220.00
Puttalam	250.00	270.00	240.00	240.00	295.00	370.00	230.00	235.00	225.00	225.00	240.00	240.00	230.00	230.00
Hambantota	240.00	240.00	-	-	260.00	265.00	230.00	230.00	-	-	210.00	220.00	215.00	220.00
Rathnapura	255.00	270.00	-	-	300.00	320.00	240.00	245.00	-	-	214.00	220.00	220.00	230.00
Matara	250.00	260.00	-	-	280.00	300.00	235.00	240.00	-	-	210.00	220.00	215.00	220.00
Galle	240.00	245.00	-	-	260.00	300.00	-	-	220.00	230.00	220.00	220.00	220.00	230.00
Tissamaharama	-	-	-	-	-	-	-	-	-	-	-	-	-	-
Meegoda (DEC)	240.00	245.00	-	-	265.00	280.00	230.00	230.00	230.00	230.00	220.00	220.00	220.00	220.00
Embilipitiya	240.00	240.00	-	-	260.00	300.00	229.00	230.00	-	-	212.00	220.00	215.00	220.00
Jaffna	-	-	-	-	-	-	-	-	-	-	-	-	-	-
Vavuniya	244.00	246.00	-	-	274.00	276.00	235.00	237.00	-	-	223.00	225.00	220.00	224.00
Mannar	-	-	-	-	-	-	-	-	-	-	-	-	-	-
Killinochchi	245.00	250.00	-	-	270.00	280.00	240.00	245.00	-	-	220.00	225.00	220.00	225.00
Mullaittivu	240.00	244.00	-	-	278.00	282.00	230.00	235.00	-	-	220.00	223.00	225.00	230.00
Batticaloa	-	-	-	-	-	-	-	-	-	-	-	-	-	-
Trincomalee	240.00	240.00	-	-	270.00	275.00	230.00	235.00	-	-	225.00	230.00	225.00	230.00
Hanguranketha	-	-	-	-	-	-	-	-	-	-	-	-	-	-
Veyangoda	240.00	245.00	240.00	240.00	260.00	260.00	230.00	230.00	228.00	230.00	220.00	220.00	217.00	220.00
Galenbindunuwewa	-	-	-	-	-	-	-	-	-	-	-	-	-	-
Bandarawela	250.00	255.00	-	-	300.00	310.00	230.00	230.00	-	-	217.00	220.00	218.00	220.00
Matale	245.00	255.00	-	-	260.00	300.00	228.00	230.00	225.00	226.00	218.00	220.00	215.00	220.00

Table 04: Selected Markets: Wholesale Price of Subsidiary Food (Rs/50kg)

Week 19: 09 - 15 May 2025

LOCATION	Dried Chillies	Red Onion		Big Onion	Potato			Pulses		
	Imported	Imported	Local		Imported	Welimada	Nuwara Eliya	Green Gram	Cowpea	Red Dhal
Colombo	25000 - 30000	14000 - 16500	12500 - 13500	4000 - 7500	8500 - 10500	11000 - 11500	12500 - 13000	32500 - 42500	32500 - 36000	12500 - 13000
Kurunegala	31000 - 31500	16000 - 16500	-	5500 - 5750	10500 - 11000	-	15500 - 15500	34750 - 40500	34750 - 36500	13000 - 13100
Nikaweratiya	27500 - 29500	14250 - 15250	-	5500 - 6000	9250 - 9750	-	-	37500 - 39000	37500 - 39000	12750 - 13500
Dehiattakandiya	27500 - 34000	17500 - 19000	-	6000 - 7000	10750 - 11500	-	15000 - 16500	30000 - 30000	27500 - 27500	12600 - 14250
Dambulla (DEC)	27000 - 27500	-	13000 - 14000	4250 - 5000	10000 - 10500	-	12500 - 13000	27500 - 31500	25000 - 30000	12500 - 13000
Anuradhapura	30000 - 33500	16000 - 18000	-	5500 - 6000	10500 - 11500	-	-	35000 - 40000	30000 - 36000	12850 - 13250
Thambuththegama	27500 - 29000	-	11000 - 11000	5250 - 5500	9500 - 10000	-	-	28750 - 28750	25000 - 25000	12750 - 13000
Polonnaruwa	30500 - 33000	15250 - 16250	-	5750 - 6750	10250 - 11250	-	16250 - 17250	35500 - 38000	31500 - 32500	14000 - 14500
Kaluthara	32500 - 33500	18500 - 19000	-	7000 - 7500	10500 - 11000	-	19000 - 19500	37500 - 39000	37000 - 37500	13000 - 13100
Puttalam	-	-	12000 - 13500	-	-	-	-	-	-	-
Kandy	29000 - 30000	14000 - 15000	-	5000 - 5750	10500 - 10750	12000 - 12500	13500 - 14000	32500 - 40000	33000 - 34500	12900 - 13000
Matara	32500 - 34000	18000 - 19000	-	6500 - 6750	11500 - 11750	-	-	37500 - 41500	33000 - 37500	13250 - 14000
Hambantota	29000 - 32500	16000 - 17500	-	6500 - 7000	9500 - 11000	-	17000 - 17500	25000 - 27500	36000 - 37500	13000 - 13250
Kegalle	29000 - 30000	14000 - 14100	-	5400 - 5500	10500 - 11000	-	14250 - 14500	38000 - 39000	34500 - 35000	13000 - 13500
Galle	28000 - 32500	15000 - 19000	-	6000 - 7500	9500 - 11500	-	-	30000 - 39000	30000 - 37500	14000 - 14250
Tissamaharama	-	-	-	-	-	-	-	-	-	-
Meegoda (DEC)	27500 - 28000	15500 - 16500	-	4750 - 5000	10000 - 10500	-	14500 - 15000	35000 - 39000	34000 - 37500	12500 - 12900
Jaffna	-	-	-	-	-	-	-	-	-	-
Vavuniya	34500 - 35000	16000 - 16500	10500 - 10750	5000 - 5750	10500 - 11000	-	-	30000 - 32500	-	13500 - 13700
Mannar	-	-	-	-	-	-	-	-	-	-
Killinochchi	28000 - 29000	-	-	7000 - 7500	10000 - 11000	-	-	34000 - 36000	-	13000 - 13500
Mullattivu	33500 - 36000	-	-	6500 - 7500	10000 - 11000	-	-	32500 - 34000	-	13750 - 14250
Batticaloa	-	-	-	-	-	-	-	-	-	-
Trincomalee	29000 - 30000	-	12600 - 13800	4800 - 4900	8500 - 9000	-	-	32000 - 33000	37500 - 38000	13600 - 13700
Galenbindunuwewa	-	-	-	-	-	-	-	-	-	-
Matale	29000 - 32500	16000 - 17000	-	5250 - 5500	10000 - 10250	-	-	30000 - 40000	34500 - 35000	13000 - 13250

Table 05: Selected Markets: Retail Price of Subsidiary Food Crops (Rs/kg)

Week 19: 09 - 15 May 2025

LOCATIONS	Dried Chillies	Red Onion		Big Onion	Potato			Pulses		
	Imported	Imported	Local		Imported	Welimada	Nuwara Eliya	Green Gram	Cowpea	Red Dhal
Colombo	650.00 - 900.00	380.00 - 440.00	350.00 - 500.00	130.00 - 200.00	200.00 - 260.00	-	360.00 - 440.00	800.00 - 1000.00	700.00 - 1000.00	270.00 - 320.00
Gampaha	650.00 - 800.00	480.00 - 480.00	-	140.00 - 200.00	230.00 - 300.00	-	400.00 - 420.00	750.00 - 900.00	800.00 - 890.00	290.00 - 300.00
Kurunegala	720.00 - 760.00	400.00 - 440.00	-	140.00 - 150.00	250.00 - 260.00	-	380.00 - 380.00	820.00 - 950.00	860.00 - 900.00	280.00 - 280.00
Nikaweratiya	650.00 - 720.00	380.00 - 400.00	350.00 - 360.00	140.00 - 180.00	200.00 - 230.00	-	-	790.00 - 960.00	750.00 - 800.00	280.00 - 300.00
Dambulla	690.00 - 750.00	-	400.00 - 420.00	130.00 - 150.00	230.00 - 260.00	-	420.00 - 440.00	800.00 - 850.00	800.00 - 880.00	270.00 - 290.00
Anuradhapura	700.00 - 800.00	400.00 - 480.00	-	150.00 - 180.00	230.00 - 250.00	-	-	760.00 - 900.00	650.00 - 800.00	280.00 - 300.00
Thambuththegama	650.00 - 680.00	-	280.00 - 300.00	150.00 - 180.00	250.00 - 280.00	-	-	750.00 - 800.00	660.00 - 700.00	280.00 - 290.00
Polonnaruwa	700.00 - 750.00	-	340.00 - 350.00	130.00 - 150.00	220.00 - 260.00	-	360.00 - 360.00	800.00 - 850.00	720.00 - 740.00	280.00 - 300.00
Kaluthara	670.00 - 685.00	400.00 - 400.00	-	200.00 - 200.00	250.00 - 260.00	-	400.00 - 420.00	790.00 - 830.00	750.00 - 760.00	263.00 - 265.00
Badulla	600.00 - 680.00	360.00 - 360.00	-	140.00 - 140.00	220.00 - 240.00	320.00 - 340.00	-	700.00 - 800.00	600.00 - 650.00	280.00 - 280.00
Keppetipola	600.00 - 650.00	-	320.00 - 340.00	150.00 - 160.00	240.00 - 250.00	300.00 - 340.00	-	850.00 - 860.00	750.00 - 780.00	275.00 - 280.00
Moneragala	720.00 - 800.00	400.00 - 480.00	-	150.00 - 180.00	220.00 - 240.00	350.00 - 360.00	-	750.00 - 900.00	600.00 - 700.00	270.00 - 300.00
Kegalle	600.00 - 660.00	350.00 - 360.00	-	160.00 - 180.00	240.00 - 280.00	-	350.00 - 360.00	800.00 - 920.00	750.00 - 780.00	260.00 - 310.00
Ampara	650.00 - 720.00	400.00 - 430.00	-	145.00 - 160.00	210.00 - 240.00	320.00 - 380.00	-	700.00 - 850.00	650.00 - 750.00	260.00 - 270.00
Dehiattakandiya	600.00 - 750.00	400.00 - 400.00	-	150.00 - 150.00	230.00 - 240.00	-	360.00 - 380.00	650.00 - 675.00	600.00 - 675.00	260.00 - 300.00
Nuwaraeliya	650.00 - 700.00	-	340.00 - 360.00	140.00 - 160.00	220.00 - 230.00	-	330.00 - 340.00	860.00 - 900.00	760.00 - 800.00	270.00 - 280.00
Kandy	700.00 - 800.00	480.00 - 500.00	-	140.00 - 160.00	220.00 - 240.00	320.00 - 340.00	380.00 - 400.00	800.00 - 900.00	840.00 - 900.00	280.00 - 300.00
Puttalam	650.00 - 800.00	400.00 - 440.00	440.00 - 600.00	180.00 - 200.00	260.00 - 300.00	-	400.00 - 480.00	700.00 - 900.00	700.00 - 800.00	280.00 - 290.00
Rathnapura	700.00 - 900.00	380.00 - 420.00	-	150.00 - 180.00	220.00 - 240.00	-	-	800.00 - 865.00	760.00 - 800.00	280.00 - 300.00
Hambantota	700.00 - 750.00	360.00 - 420.00	-	150.00 - 160.00	240.00 - 250.00	-	400.00 - 400.00	600.00 - 600.00	750.00 - 800.00	280.00 - 280.00
Matara	700.00 - 800.00	400.00 - 480.00	-	140.00 - 170.00	240.00 - 280.00	320.00 - 360.00	-	780.00 - 850.00	700.00 - 800.00	285.00 - 310.00
Galle	600.00 - 760.00	380.00 - 480.00	-	160.00 - 190.00	240.00 - 260.00	-	-	650.00 - 950.00	800.00 - 900.00	300.00 - 320.00
Tissamaharama	-	-	-	-	-	-	-	-	-	-
Meegoda (DEC)	600.00 - 600.00	400.00 - 480.00	440.00 - 440.00	120.00 - 160.00	250.00 - 280.00	-	360.00 - 400.00	750.00 - 960.00	750.00 - 960.00	270.00 - 300.00
Embilipitiya	670.00 - 740.00	-	400.00 - 480.00	140.00 - 160.00	245.00 - 260.00	370.00 - 380.00	380.00 - 400.00	750.00 - 800.00	700.00 - 780.00	270.00 - 310.00
Jaffna	-	-	-	-	-	-	-	-	-	-
Vavuniya	700.00 - 750.00	-	345.00 - 360.00	130.00 - 140.00	240.00 - 250.00	-	-	700.00 - 720.00	-	285.00 - 290.00
Mannar	-	-	-	-	-	-	-	-	-	-
Killinochchi	600.00 - 640.00	-	-	160.00 - 180.00	230.00 - 250.00	-	-	740.00 - 760.00	-	280.00 - 290.00
Mullaittivu	700.00 - 750.00	-	380.00 - 420.00	-	220.00 - 240.00	-	-	680.00 - 720.00	-	280.00 - 290.00
Batticaloa	-	-	-	-	-	-	-	-	-	-
Trincomalee	680.00 - 700.00	-	330.00 - 340.00	160.00 - 170.00	230.00 - 240.00	-	-	740.00 - 760.00	880.00 - 885.00	280.00 - 288.00
Hanguranketha	-	-	-	-	-	-	-	-	-	-
Veyangoda	680.00 - 760.00	360.00 - 440.00	-	120.00 - 180.00	240.00 - 280.00	320.00 - 360.00	360.00 - 440.00	800.00 - 1000.00	720.00 - 800.00	270.00 - 320.00
Galenbindunuwewa	-	-	-	-	-	-	-	-	-	-
Bandarawela	700.00 - 750.00	380.00 - 400.00	-	160.00 - 180.00	220.00 - 250.00	320.00 - 360.00	-	800.00 - 850.00	650.00 - 750.00	280.00 - 300.00
Matale	650.00 - 700.00	360.00 - 380.00	-	120.00 - 125.00	220.00 - 240.00	320.00 - 320.00	360.00 - 360.00	800.00 - 1000.00	750.00 - 800.00	275.00 - 285.00

Table 06: Selected Markets: Wholesale Price of Vegetables(Rs/kg)

Week 19: 09 - 15 May 2025

Locations	Butter Beans	Green Beans	Carrot	Leeks	Beetroot	Knolkhol
Colombo	-	500.00 - 700.00	550.00 - 700.00	100.00 - 180.00	300.00 - 550.00	220.00 - 300.00
Meegoda (DEC)	-	470.00 - 500.00	780.00 - 820.00	200.00 - 240.00	360.00 - 400.00	-
Dambulla (DEC)	-	400.00 - 500.00	750.00 - 850.00	180.00 - 220.00	380.00 - 520.00	330.00 - 360.00
Keppetipola (DEC)	-	400.00 - 450.00	750.00 - 800.00	170.00 - 180.00	320.00 - 350.00	220.00 - 250.00
Norochchole (DEC)	-	-	-	-	280.00 - 450.00	-
Nuwara Eliya	-	430.00 - 460.00	720.00 - 740.00	160.00 - 170.00	340.00 - 360.00	240.00 - 260.00
Kandy	-	400.00 - 450.00	800.00 - 850.00	180.00 - 200.00	400.00 - 420.00	250.00 - 270.00
Hambantota	-	900.00 - 950.00	900.00 - 1000.00	400.00 - 450.00	600.00 - 650.00	400.00 - 400.00
Thambuththegama (DEC)	-	450.00 - 520.00	820.00 - 850.00	200.00 - 230.00	450.00 - 480.00	-
Jaffna	-	-	-	-	-	-
Bandarawela	-	400.00 - 450.00	650.00 - 730.00	170.00 - 180.00	350.00 - 380.00	250.00 - 260.00
Veyangoda	-	460.00 - 520.00	780.00 - 880.00	180.00 - 230.00	330.00 - 400.00	330.00 - 370.00

Locations	Raddish	Cabbage	Tomato	Ladies Fingers	Brinjal	Capsicum
Colombo	100.00 - 180.00	350.00 - 400.00	600.00 - 900.00	200.00 - 260.00	350.00 - 450.00	600.00 - 900.00
Meegoda (DEC)	140.00 - 200.00	450.00 - 530.00	600.00 - 800.00	210.00 - 230.00	380.00 - 450.00	820.00 - 850.00
Moneragala	200.00 - 250.00	450.00 - 470.00	700.00 - 800.00	320.00 - 350.00	300.00 - 350.00	800.00 - 900.00
Dambulla (DEC)	100.00 - 120.00	350.00 - 400.00	450.00 - 550.00	100.00 - 120.00	350.00 - 400.00	750.00 - 850.00
Keppetipola (DEC)	100.00 - 120.00	350.00 - 400.00	450.00 - 460.00	120.00 - 130.00	350.00 - 400.00	750.00 - 800.00
Norochchole (DEC)	70.00 - 100.00	-	-	100.00 - 150.00	-	-
Nuwara Eliya	120.00 - 130.00	460.00 - 480.00	460.00 - 480.00	140.00 - 160.00	380.00 - 400.00	800.00 - 850.00
Kandy	120.00 - 130.00	300.00 - 350.00	600.00 - 650.00	100.00 - 130.00	300.00 - 350.00	700.00 - 750.00
Hambantota	280.00 - 320.00	450.00 - 500.00	900.00 - 1000.00	260.00 - 300.00	450.00 - 460.00	900.00 - 980.00
Thambuththegama (DEC)	140.00 - 160.00	420.00 - 450.00	500.00 - 600.00	120.00 - 130.00	250.00 - 300.00	800.00 - 900.00
Tissamaharama	-	-	-	-	-	-
Jaffna	-	-	-	-	-	-
Bandarawela	80.00 - 100.00	360.00 - 400.00	400.00 - 480.00	-	350.00 - 380.00	700.00 - 750.00
Veyangoda	120.00 - 160.00	450.00 - 520.00	650.00 - 720.00	140.00 - 180.00	380.00 - 440.00	750.00 - 900.00

Locations	Pumpkin	Cucumber	Bitter Gourd	Snake Gourd	Drumstick	Luffa
Colombo	150.00 - 200.00	50.00 - 80.00	380.00 - 500.00	250.00 - 350.00	500.00 - 1500.00	250.00 - 380.00
Meegoda (DEC)	150.00 - 180.00	50.00 - 80.00	430.00 - 500.00	280.00 - 300.00	-	300.00 - 400.00
Moneragala	200.00 - 220.00	130.00 - 150.00	450.00 - 470.00	300.00 - 350.00	-	400.00 - 450.00
Dambulla (DEC)	140.00 - 150.00	40.00 - 50.00	400.00 - 450.00	250.00 - 300.00	-	300.00 - 350.00
Keppetipola (DEC)	170.00 - 180.00	80.00 - 90.00	450.00 - 460.00	280.00 - 300.00	-	300.00 - 320.00
Norochchole (DEC)	150.00 - 200.00	30.00 - 50.00	350.00 - 450.00	170.00 - 220.00	400.00 - 600.00	220.00 - 250.00
Nuwara Eliya	160.00 - 180.00	100.00 - 120.00	460.00 - 480.00	300.00 - 320.00	-	320.00 - 340.00
Kandy	140.00 - 160.00	100.00 - 120.00	480.00 - 500.00	300.00 - 330.00	-	350.00 - 370.00
Hambantota	200.00 - 220.00	100.00 - 110.00	600.00 - 700.00	400.00 - 460.00	-	420.00 - 460.00
Thambuththegama (DEC)	150.00 - 170.00	40.00 - 60.00	350.00 - 380.00	170.00 - 220.00	-	200.00 - 250.00
Tissamaharama	-	-	-	-	-	-
Jaffna	-	-	-	-	-	-
Bandarawela	150.00 - 160.00	80.00 - 100.00	-	-	-	-
Veyangoda	150.00 - 170.00	50.00 - 100.00	420.00 - 500.00	280.00 - 320.00	-	280.00 - 360.00

Table 06 (Contd.)

	Long Beans	Ash Plantain	Green Chillies	Lime	Sweet Potatoe	Manioc
Colombo	250.00 - 350.00	80.00 - 100.00	150.00 - 350.00	280.00 - 400.00	180.00 - 260.00	100.00 - 150.00
Meegoda (DEC)	140.00 - 250.00	80.00 - 120.00	280.00 - 320.00	320.00 - 350.00	170.00 - 200.00	100.00 - 110.00
Moneragala	280.00 - 300.00	80.00 - 100.00	250.00 - 300.00	250.00 - 300.00	180.00 - 200.00	80.00 - 90.00
Dambulla (DEC)	100.00 - 150.00	65.00 - 80.00	280.00 - 350.00	250.00 - 280.00	150.00 - 170.00	80.00 - 90.00
Keppetipola (DEC)	140.00 - 160.00	90.00 - 100.00	250.00 - 280.00	260.00 - 290.00	150.00 - 160.00	90.00 - 100.00
Norochchole (DEC)	80.00 - 100.00	50.00 - 70.00	170.00 - 230.00	-	-	80.00 - 100.00
Nuwara Eliya	160.00 - 180.00	100.00 - 120.00	300.00 - 350.00	280.00 - 320.00	170.00 - 180.00	100.00 - 120.00
Kandy	100.00 - 150.00	100.00 - 120.00	300.00 - 350.00	250.00 - 280.00	170.00 - 180.00	100.00 - 120.00
Hambantota	400.00 - 480.00	80.00 - 100.00	-	500.00 - 560.00	300.00 - 320.00	160.00 - 180.00
Thambuththegama (DEC)	40.00 - 60.00	60.00 - 80.00	200.00 - 250.00	220.00 - 260.00	140.00 - 160.00	90.00 - 110.00
Tissamaharama	-	-	-	-	-	-
Jaffna	-	-	-	-	-	-
Bandarawela	-	-	280.00 - 300.00	-	180.00 - 200.00	-
Veyangoda	140.00 - 180.00	80.00 - 100.00	280.00 - 350.00	320.00 - 340.00	180.00 - 200.00	120.00 - 150.00

Locations	Leafy Vegetables (Rs/bundle)			Coconut (Rs/nut)	
	Mukunuwenna	Kankun	Gotukola	Large	Small
Colombo	30.00 - 35.00	30.00 - 35.00	280.00 - 300.00	180.00 - 200.00	160.00 - 170.00
Meegoda (DEC)	50.00 - 50.00	50.00 - 50.00	210.00 - 240.00	190.00 - 210.00	160.00 - 180.00
Norochchole (DEC)	-	-	-	-	-
Nuwara Eliya	-	-	-	-	-
Dambulla (DEC)	30.00 - 35.00	30.00 - 35.00	150.00 - 175.00	150.00 - 160.00	140.00 - 145.00
Kandy	40.00 - 45.00	40.00 - 50.00	250.00 - 260.00	175.00 - 185.00	130.00 - 145.00
Hambantota	50.00 - 55.00	50.00 - 50.00	240.00 - 240.00	-	-
Thambuththegama (DEC)	-	-	-	145.00 - 150.00	125.00 - 130.00
Tissamaharama	-	-	-	-	-
Jaffna	-	-	-	-	-
Bandarawela	-	-	-	-	-
Veyangoda	35.00 - 40.00	35.00 - 40.00	200.00 - 220.00	-	-

Colombo, Meegoda, Norochchole, Jaffna, Dambulla and Kandy - Gotukola Price Rs/Kg

Table 07: Selected Markets: Retail Price of Vegetables (Rs/kg)

Week 19: 09 - 15 May 2025

LOCATIONS	Up Country Varieties																
	Butter Beans		Green Beans		Carrot		Leeks		Beetroot		Knol Khol		Raddish		Cabbage		Tomato
Colombo	-	550.00 - 800.00	600.00 - 1200.00	240.00 - 400.00	420.00 - 650.00	300.00 - 480.00	130.00 - 360.00	420.00 - 650.00	680.00 - 1200.00								
Gampaha	-	760.00 - 800.00	1000.00 - 1160.00	400.00 - 440.00	680.00 - 720.00	560.00 - 600.00	280.00 - 340.00	560.00 - 700.00	800.00 - 960.00								
Kurunegala	-	650.00 - 800.00	1000.00 - 1100.00	400.00 - 420.00	700.00 - 740.00	540.00 - 600.00	280.00 - 320.00	600.00 - 680.00	800.00 - 960.00								
Nikaweratiya	-	750.00 - 850.00	850.00 - 1000.00	240.00 - 400.00	720.00 - 800.00	-	-	480.00 - 520.00	900.00 - 1000.00								
Dambulla	-	760.00 - 800.00	1000.00 - 1100.00	380.00 - 400.00	580.00 - 600.00	460.00 - 480.00	260.00 - 280.00	560.00 - 600.00	800.00 - 900.00								
Anuradhapura	-	720.00 - 800.00	920.00 - 1000.00	360.00 - 440.00	600.00 - 720.00	-	260.00 - 320.00	560.00 - 640.00	840.00 - 1000.00								
Thambuththegama	-	680.00 - 750.00	1000.00 - 1200.00	320.00 - 400.00	600.00 - 680.00	-	200.00 - 250.00	650.00 - 700.00	800.00 - 850.00								
Polonnaruwa	-	760.00 - 800.00	1160.00 - 1200.00	340.00 - 380.00	580.00 - 620.00	300.00 - 320.00	200.00 - 240.00	540.00 - 580.00	980.00 - 1000.00								
Kaluthara	-	800.00 - 800.00	800.00 - 900.00	380.00 - 400.00	600.00 - 640.00	400.00 - 440.00	300.00 - 300.00	600.00 - 600.00	1200.00 - 1300.00								
Badulla	-	380.00 - 460.00	900.00 - 1000.00	320.00 - 400.00	520.00 - 580.00	520.00 - 580.00	240.00 - 320.00	520.00 - 580.00	520.00 - 580.00								
Keppetipola	-	480.00 - 520.00	840.00 - 860.00	240.00 - 260.00	360.00 - 400.00	280.00 - 300.00	160.00 - 180.00	440.00 - 460.00	500.00 - 530.00								
Moneragala	-	760.00 - 900.00	1000.00 - 1200.00	400.00 - 440.00	600.00 - 680.00	-	260.00 - 320.00	580.00 - 600.00	800.00 - 1000.00								
Kegalle	-	640.00 - 680.00	1150.00 - 1200.00	360.00 - 400.00	480.00 - 520.00	440.00 - 480.00	280.00 - 320.00	600.00 - 640.00	950.00 - 1000.00								
Ampara	-	700.00 - 750.00	860.00 - 900.00	280.00 - 320.00	480.00 - 520.00	-	260.00 - 300.00	600.00 - 720.00	900.00 - 1000.00								
Dehiattakandiya	-	800.00 - 880.00	800.00 - 800.00	400.00 - 480.00	480.00 - 480.00	500.00 - 520.00	200.00 - 320.00	480.00 - 520.00	1000.00 - 1200.00								
Nuwaraeliya	-	540.00 - 560.00	840.00 - 860.00	260.00 - 280.00	440.00 - 460.00	350.00 - 360.00	220.00 - 250.00	560.00 - 580.00	600.00 - 650.00								
Kandy	-	520.00 - 600.00	950.00 - 1000.00	300.00 - 320.00	480.00 - 500.00	320.00 - 360.00	200.00 - 240.00	480.00 - 500.00	950.00 - 1000.00								
Puttalam	-	700.00 - 750.00	1000.00 - 1200.00	330.00 - 400.00	400.00 - 680.00	-	180.00 - 200.00	700.00 - 780.00	1000.00 - 1000.00								
Hambantota	-	1100.00 - 1200.00	1100.00 - 1200.00	540.00 - 600.00	720.00 - 800.00	520.00 - 530.00	380.00 - 400.00	550.00 - 600.00	1100.00 - 1200.00								
Rathnapura	-	900.00 - 1000.00	900.00 - 1100.00	260.00 - 320.00	460.00 - 520.00	-	180.00 - 220.00	350.00 - 400.00	920.00 - 1000.00								
Matara	-	760.00 - 800.00	900.00 - 1200.00	360.00 - 400.00	580.00 - 720.00	-	180.00 - 220.00	580.00 - 720.00	1000.00 - 1200.00								
Galle	-	780.00 - 900.00	900.00 - 1000.00	320.00 - 400.00	760.00 - 760.00	-	-	660.00 - 700.00	920.00 - 1000.00								
Tissamaharama	-	-	-	-	-	-	-	-	-								
Meegoda (DEC)	-	720.00 - 800.00	1000.00 - 1100.00	360.00 - 400.00	600.00 - 600.00	-	280.00 - 320.00	700.00 - 800.00	960.00 - 1100.00								
Embilipitiya	-	850.00 - 960.00	900.00 - 1000.00	480.00 - 520.00	680.00 - 720.00	400.00 - 480.00	300.00 - 320.00	600.00 - 700.00	800.00 - 1000.00								
Jaffna	-	-	-	-	-	-	-	-	-								
Vavuniya	-	1000.00 - 1200.00	1000.00 - 1100.00	400.00 - 450.00	540.00 - 600.00	-	400.00 - 440.00	600.00 - 650.00	1000.00 - 1150.00								
Mannar	-	-	-	-	-	-	-	-	-								
Killinochchi	-	950.00 - 1000.00	1050.00 - 1100.00	460.00 - 500.00	580.00 - 620.00	-	260.00 - 300.00	580.00 - 620.00	1060.00 - 1100.00								
Mullaittivu	-	950.00 - 1000.00	980.00 - 1050.00	400.00 - 450.00	600.00 - 650.00	-	280.00 - 320.00	480.00 - 540.00	980.00 - 1050.00								
Batticaloa	-	-	-	-	-	-	-	-	-								
Trincomalee	-	730.00 - 750.00	940.00 - 960.00	430.00 - 450.00	-	-	230.00 - 240.00	440.00 - 460.00	1100.00 - 1200.00								
Hanguranketha	-	-	-	-	-	-	-	-	-								
Veyangoda	-	560.00 - 680.00	880.00 - 1000.00	280.00 - 320.00	440.00 - 520.00	400.00 - 480.00	160.00 - 220.00	560.00 - 600.00	800.00 - 920.00								
Galenbindunuwewa	-	-	-	-	-	-	-	-	-								
Bandarawela	-	560.00 - 640.00	800.00 - 880.00	280.00 - 320.00	420.00 - 460.00	300.00 - 360.00	140.00 - 160.00	440.00 - 480.00	650.00 - 750.00								
Matale	-	600.00 - 720.00	960.00 - 1000.00	320.00 - 360.00	600.00 - 640.00	320.00 - 360.00	200.00 - 240.00	520.00 - 600.00	920.00 - 1000.00								

Table 07 (Contd.)

LOCATIONS	Low Country Varieties										
	Ladies Fingers	Brinjal	Capsicum	Pumpkin	Cucumber	Bitter Gourd	Snake Gourd	Drumstick	Luffa	Long Beans	
Colombo	280.00 - 520.00	400.00 - 650.00	650.00 - 1200.00	230.00 - 400.00	130.00 - 240.00	400.00 - 680.00	320.00 - 600.00	950.00 - 1600.00	350.00 - 600.00	300.00 - 620.00	
Gampaha	360.00 - 400.00	600.00 - 720.00	1100.00 - 1200.00	300.00 - 380.00	160.00 - 170.00	600.00 - 720.00	560.00 - 650.00	-	500.00 - 560.00	400.00 - 600.00	
Kurunegala	400.00 - 480.00	600.00 - 680.00	1100.00 - 1200.00	300.00 - 360.00	180.00 - 200.00	600.00 - 650.00	560.00 - 600.00	-	500.00 - 540.00	480.00 - 540.00	
Nikaweratiya	300.00 - 400.00	380.00 - 480.00	850.00 - 1000.00	260.00 - 330.00	150.00 - 240.00	480.00 - 650.00	280.00 - 340.00	-	420.00 - 550.00	240.00 - 320.00	
Dambulla	280.00 - 320.00	460.00 - 500.00	1000.00 - 1200.00	280.00 - 320.00	160.00 - 200.00	580.00 - 600.00	360.00 - 400.00	-	460.00 - 480.00	200.00 - 260.00	
Anuradhapura	320.00 - 400.00	400.00 - 520.00	1000.00 - 1200.00	280.00 - 320.00	180.00 - 240.00	560.00 - 640.00	320.00 - 360.00	-	440.00 - 520.00	240.00 - 320.00	
Thambuththegama	220.00 - 250.00	450.00 - 500.00	1000.00 - 1200.00	280.00 - 340.00	100.00 - 120.00	520.00 - 600.00	320.00 - 400.00	-	350.00 - 400.00	80.00 - 120.00	
Polonnaruwa	360.00 - 400.00	540.00 - 580.00	960.00 - 1000.00	280.00 - 320.00	160.00 - 200.00	560.00 - 600.00	340.00 - 360.00	-	450.00 - 480.00	380.00 - 420.00	
Kaluthara	400.00 - 460.00	580.00 - 600.00	1480.00 - 1500.00	300.00 - 300.00	200.00 - 240.00	760.00 - 800.00	600.00 - 600.00	-	-	380.00 - 400.00	
Badulla	380.00 - 400.00	480.00 - 520.00	1000.00 - 1000.00	240.00 - 320.00	200.00 - 240.00	520.00 - 580.00	400.00 - 420.00	-	480.00 - 520.00	380.00 - 400.00	
Keppetipola	180.00 - 200.00	440.00 - 460.00	850.00 - 870.00	240.00 - 260.00	150.00 - 160.00	500.00 - 520.00	340.00 - 360.00	-	360.00 - 380.00	200.00 - 220.00	
Moneragala	360.00 - 400.00	400.00 - 480.00	1000.00 - 1200.00	280.00 - 320.00	200.00 - 240.00	520.00 - 600.00	360.00 - 400.00	-	520.00 - 600.00	340.00 - 400.00	
Kegalle	440.00 - 480.00	600.00 - 640.00	1120.00 - 1200.00	280.00 - 320.00	200.00 - 240.00	600.00 - 640.00	400.00 - 460.00	-	560.00 - 600.00	360.00 - 400.00	
Ampara	300.00 - 400.00	440.00 - 520.00	960.00 - 1100.00	280.00 - 320.00	180.00 - 260.00	560.00 - 680.00	360.00 - 400.00	-	360.00 - 420.00	320.00 - 400.00	
Dehiattakandiya	400.00 - 480.00	400.00 - 500.00	1000.00 - 1200.00	250.00 - 300.00	160.00 - 240.00	600.00 - 640.00	360.00 - 480.00	-	400.00 - 480.00	300.00 - 400.00	
Nuwaraeliya	250.00 - 260.00	480.00 - 500.00	1000.00 - 1100.00	260.00 - 280.00	200.00 - 220.00	560.00 - 580.00	400.00 - 420.00	-	440.00 - 460.00	260.00 - 280.00	
Kandy	200.00 - 240.00	480.00 - 500.00	1000.00 - 1100.00	240.00 - 260.00	160.00 - 180.00	600.00 - 650.00	480.00 - 500.00	-	450.00 - 480.00	200.00 - 240.00	
Puttalam	250.00 - 280.00	600.00 - 650.00	700.00 - 1200.00	320.00 - 340.00	160.00 - 200.00	600.00 - 680.00	300.00 - 400.00	1000.00 - 1200.00	600.00 - 680.00	250.00 - 300.00	
Rathnapura	280.00 - 350.00	440.00 - 480.00	1000.00 - 1200.00	220.00 - 260.00	120.00 - 160.00	440.00 - 480.00	360.00 - 420.00	-	400.00 - 480.00	320.00 - 400.00	
Hambantota	380.00 - 400.00	580.00 - 600.00	1150.00 - 1200.00	280.00 - 320.00	180.00 - 200.00	720.00 - 800.00	550.00 - 600.00	-	550.00 - 600.00	550.00 - 600.00	
Matara	400.00 - 480.00	400.00 - 600.00	1000.00 - 1200.00	240.00 - 250.00	160.00 - 200.00	560.00 - 600.00	400.00 - 480.00	-	440.00 - 480.00	400.00 - 480.00	
Galle	400.00 - 460.00	600.00 - 600.00	980.00 - 1200.00	240.00 - 320.00	180.00 - 240.00	580.00 - 700.00	500.00 - 540.00	-	480.00 - 520.00	400.00 - 480.00	
Tissamaharama	-	-	-	-	-	-	-	-	-	-	
Meegoda (DEC)	320.00 - 400.00	480.00 - 600.00	960.00 - 1200.00	240.00 - 280.00	120.00 - 160.00	600.00 - 640.00	380.00 - 400.00	-	520.00 - 600.00	300.00 - 400.00	
Embilipitiya	200.00 - 240.00	400.00 - 520.00	800.00 - 1000.00	240.00 - 300.00	120.00 - 160.00	520.00 - 600.00	450.00 - 480.00	-	480.00 - 520.00	300.00 - 400.00	
Jaffna	-	-	-	-	-	-	-	-	-	-	
Vavuniya	200.00 - 240.00	500.00 - 540.00	800.00 - 840.00	230.00 - 250.00	200.00 - 240.00	800.00 - 850.00	400.00 - 440.00	1800.00 - 1900.00	480.00 - 520.00	350.00 - 400.00	
Mannar	-	-	-	-	-	-	-	-	-	-	
Killinochchi	380.00 - 420.00	580.00 - 620.00	980.00 - 1020.00	200.00 - 220.00	220.00 - 240.00	680.00 - 720.00	-	-	-	380.00 - 420.00	
Mullaittivu	400.00 - 480.00	600.00 - 650.00	600.00 - 650.00	200.00 - 220.00	150.00 - 170.00	950.00 - 1000.00	400.00 - 450.00	1400.00 - 1500.00	-	600.00 - 650.00	
Batticaloa	-	-	-	-	-	-	-	-	-	-	
Trincomalee	420.00 - 440.00	500.00 - 520.00	1000.00 - 1150.00	220.00 - 240.00	220.00 - 230.00	550.00 - 580.00	350.00 - 360.00	-	-	460.00 - 480.00	
Hanguranketha	-	-	-	-	-	-	-	-	-	-	
Veyangoda	240.00 - 280.00	520.00 - 560.00	900.00 - 1100.00	200.00 - 240.00	120.00 - 180.00	560.00 - 680.00	360.00 - 400.00	-	400.00 - 480.00	240.00 - 280.00	
Galenbindunuwewa	-	-	-	-	-	-	-	-	-	-	
Bandarawela	300.00 - 320.00	440.00 - 460.00	850.00 - 900.00	260.00 - 300.00	140.00 - 160.00	440.00 - 500.00	400.00 - 420.00	-	420.00 - 460.00	300.00 - 380.00	
Matale	280.00 - 320.00	480.00 - 500.00	920.00 - 1000.00	200.00 - 240.00	120.00 - 160.00	520.00 - 600.00	320.00 - 400.00	-	400.00 - 480.00	280.00 - 320.00	

Table 07 (Contd.)

LOCATIONS	Low Country Varieties					Leafy Vegetable			Coconut (Rs/nut)	
	Ash Plantain	Green Chillies	Lime	Sweet Potato	Manioc	Mukunuwenna	Kankun	Gotukola	Large	Small
Colombo	130.00 - 350.00	280.00 - 600.00	350.00 - 600.00	260.00 - 400.00	160.00 - 260.00	40.00 - 80.00	40.00 - 80.00	240.00 - 320.00	205.00 - 240.00	180.00 - 200.00
Gampaha	200.00 - 240.00	500.00 - 750.00	500.00 - 700.00	320.00 - 320.00	200.00 - 200.00	70.00 - 70.00	70.00 - 70.00	90.00 - 90.00	180.00 - 200.00	150.00 - 150.00
Kurunegala	240.00 - 260.00	500.00 - 540.00	560.00 - 600.00	300.00 - 340.00	200.00 - 200.00	70.00 - 80.00	70.00 - 70.00	70.00 - 80.00	200.00 - 210.00	170.00 - 175.00
Nikaweratiya	180.00 - 280.00	350.00 - 520.00	400.00 - 420.00	240.00 - 260.00	150.00 - 160.00	50.00 - 50.00	50.00 - 50.00	150.00 - 150.00	180.00 - 190.00	120.00 - 160.00
Dambulla	180.00 - 200.00	400.00 - 500.00	400.00 - 450.00	280.00 - 300.00	180.00 - 200.00	60.00 - 80.00	50.00 - 80.00	60.00 - 80.00	180.00 - 200.00	150.00 - 160.00
Anuradhapura	200.00 - 280.00	400.00 - 500.00	350.00 - 500.00	280.00 - 360.00	180.00 - 240.00	50.00 - 60.00	50.00 - 60.00	50.00 - 60.00	180.00 - 200.00	130.00 - 160.00
Thambuththegama	100.00 - 150.00	360.00 - 420.00	350.00 - 450.00	240.00 - 280.00	150.00 - 180.00	-	-	-	160.00 - 170.00	140.00 - 150.00
Polonnaruwa	220.00 - 260.00	500.00 - 550.00	550.00 - 600.00	280.00 - 300.00	160.00 - 180.00	50.00 - 60.00	50.00 - 50.00	50.00 - 50.00	190.00 - 220.00	150.00 - 180.00
Kaluthara	280.00 - 300.00	800.00 - 800.00	600.00 - 600.00	-	200.00 - 200.00	100.00 - 100.00	100.00 - 100.00	120.00 - 120.00	230.00 - 230.00	170.00 - 180.00
Badulla	220.00 - 240.00	420.00 - 480.00	320.00 - 400.00	240.00 - 240.00	160.00 - 240.00	70.00 - 80.00	70.00 - 80.00	70.00 - 80.00	200.00 - 200.00	160.00 - 170.00
Keppetipola	160.00 - 180.00	350.00 - 400.00	400.00 - 450.00	200.00 - 240.00	120.00 - 140.00	60.00 - 70.00	60.00 - 70.00	40.00 - 50.00	210.00 - 220.00	160.00 - 170.00
Moneragala	120.00 - 140.00	300.00 - 400.00	300.00 - 400.00	240.00 - 300.00	100.00 - 120.00	60.00 - 70.00	60.00 - 70.00	60.00 - 80.00	180.00 - 200.00	150.00 - 160.00
Kegalle	280.00 - 320.00	450.00 - 500.00	450.00 - 500.00	280.00 - 320.00	180.00 - 200.00	70.00 - 80.00	70.00 - 80.00	50.00 - 60.00	190.00 - 200.00	170.00 - 180.00
Ampara	180.00 - 240.00	400.00 - 600.00	380.00 - 400.00	240.00 - 280.00	140.00 - 150.00	60.00 - 70.00	60.00 - 60.00	200.00 - 200.00	200.00 - 240.00	180.00 - 200.00
Dehiattakandiya	200.00 - 240.00	600.00 - 800.00	500.00 - 600.00	280.00 - 320.00	180.00 - 200.00	50.00 - 70.00	50.00 - 70.00	50.00 - 70.00	200.00 - 220.00	140.00 - 180.00
Nuwaraeliya	200.00 - 220.00	500.00 - 600.00	450.00 - 550.00	280.00 - 300.00	180.00 - 200.00	60.00 - 70.00	60.00 - 70.00	50.00 - 60.00	210.00 - 220.00	180.00 - 200.00
Kandy	160.00 - 200.00	480.00 - 500.00	400.00 - 480.00	300.00 - 320.00	160.00 - 180.00	50.00 - 60.00	50.00 - 60.00	50.00 - 60.00	200.00 - 220.00	160.00 - 170.00
Puttalam	100.00 - 120.00	350.00 - 400.00	400.00 - 400.00	320.00 - 380.00	200.00 - 200.00	50.00 - 70.00	50.00 - 60.00	40.00 - 40.00	160.00 - 200.00	120.00 - 120.00
Rathnapura	180.00 - 230.00	280.00 - 350.00	300.00 - 400.00	230.00 - 260.00	140.00 - 160.00	80.00 - 80.00	80.00 - 80.00	100.00 - 100.00	220.00 - 240.00	150.00 - 200.00
Hambanthota	160.00 - 200.00	-	640.00 - 700.00	400.00 - 400.00	220.00 - 250.00	60.00 - 70.00	60.00 - 60.00	100.00 - 100.00	180.00 - 190.00	160.00 - 160.00
Matara	100.00 - 140.00	320.00 - 400.00	720.00 - 800.00	240.00 - 280.00	150.00 - 180.00	50.00 - 60.00	50.00 - 60.00	80.00 - 110.00	200.00 - 220.00	160.00 - 180.00
Galle	240.00 - 280.00	500.00 - 600.00	400.00 - 600.00	280.00 - 340.00	200.00 - 240.00	60.00 - 70.00	60.00 - 70.00	80.00 - 100.00	200.00 - 230.00	185.00 - 190.00
Tissamaharama	-	-	-	-	-	-	-	-	-	-
Meegoda (DEC)	200.00 - 240.00	440.00 - 480.00	480.00 - 520.00	240.00 - 300.00	150.00 - 160.00	80.00 - 80.00	80.00 - 80.00	100.00 - 120.00	200.00 - 220.00	170.00 - 190.00
Embilipitiya	100.00 - 140.00	500.00 - 600.00	500.00 - 550.00	300.00 - 360.00	140.00 - 160.00	60.00 - 80.00	50.00 - 70.00	100.00 - 120.00	190.00 - 230.00	140.00 - 180.00
Jaffna	-	-	-	-	-	-	-	-	-	-
Vavuniya	140.00 - 160.00	270.00 - 300.00	350.00 - 380.00	300.00 - 340.00	250.00 - 300.00	70.00 - 80.00	65.00 - 75.00	100.00 - 120.00	200.00 - 240.00	165.00 - 170.00
Mannar	-	-	-	-	-	-	-	-	-	-
Killinochchi	200.00 - 220.00	300.00 - 330.00	380.00 - 420.00	-	200.00 - 220.00	65.00 - 75.00	45.00 - 55.00	45.00 - 50.00	180.00 - 200.00	100.00 - 120.00
Mullaittivu	180.00 - 220.00	-	400.00 - 450.00	300.00 - 350.00	240.00 - 260.00	75.00 - 80.00	75.00 - 80.00	50.00 - 60.00	-	130.00 - 135.00
Batticaloa	-	-	-	-	-	-	-	-	-	-
Trincomalee	300.00 330.00	330.00 350.00	-	240.00 250.00	230.00 240.00	60.00 65.00	65.00 70.00	45.00 50.00	200.00 220.00	140.00 150.00
Hanguranketha	-	-	-	-	-	-	-	-	-	-
Veyangoda	160.00 - 200.00	400.00 - 500.00	400.00 - 440.00	240.00 - 260.00	180.00 - 240.00	60.00 - 70.00	60.00 - 70.00	100.00 - 120.00	200.00 - 220.00	160.00 - 180.00
Galenbindunuwewa	-	-	-	-	-	-	-	-	-	-
Bandarawela	160.00 - 200.00	450.00 - 500.00	350.00 - 400.00	280.00 - 300.00	160.00 - 180.00	70.00 - 80.00	70.00 - 80.00	80.00 - 100.00	190.00 - 210.00	160.00 - 170.00
Matale	200.00 - 240.00	400.00 - 480.00	400.00 - 440.00	300.00 - 320.00	180.00 - 200.00	60.00 - 70.00	60.00 - 70.00	50.00 - 60.00	180.00 - 200.00	150.00 - 170.00

Table 08: Selected Markets: Retail Price of Fruits (Rs/each & Rs/kg)

Week 19: 09 - 15 May 2025

18

LOCATIONS	Banana					Pineapple			Mango	
	Ambul (Rs/kg)	Kolikuttu (Rs/kg)	Seeni (Rs/kg)	Anamalu	Ambun	Large	Medium	Small	Betti	Karthakolomban
Colombo	100.00 - 220.00	200.00 - 350.00	100.00 - 200.00	26.00 - 58.00	40.00 - 70.00	390.00 - 520.00	300.00 - 400.00	240.00 - 320.00	-	350.00 - 400.00
Gampaha	160.00 - 180.00	270.00 - 280.00	180.00 - 200.00	-	50.00 - 50.00	450.00 - 500.00	400.00 - 400.00	-	-	200.00 - 225.00
Kurunegala	140.00 - 150.00	280.00 - 280.00	160.00 - 180.00	40.00 - 40.00	60.00 - 60.00	450.00 - 450.00	-	-	-	225.00 - 250.00
Nikaweratiya	120.00 - 160.00	300.00 - 350.00	120.00 - 160.00	-	50.00 - 55.00	500.00 - 600.00	400.00 - 480.00	-	-	-
Dambulla	150.00 - 160.00	300.00 - 340.00	160.00 - 180.00	-	56.00 - 60.00	500.00 - 530.00	400.00 - 450.00	200.00 - 250.00	60.00 - 75.00	150.00 - 180.00
Anuradhapura	120.00 - 180.00	350.00 - 400.00	140.00 - 180.00	32.00 - 36.00	45.00 - 50.00	440.00 - 500.00	300.00 - 380.00	-	-	180.00 - 250.00
Thambuththegama	70.00 - 100.00	200.00 - 250.00	100.00 - 150.00	25.00 - 28.00	38.00 - 40.00	500.00 - 500.00	420.00 - 450.00	-	-	-
Polonnaruwa	220.00 - 250.00	400.00 - 450.00	200.00 - 220.00	55.00 - 60.00	55.00 - 60.00	850.00 - 850.00	500.00 - 550.00	300.00 - 350.00	-	200.00 - 250.00
Kaluthara	160.00 - 160.00	240.00 - 260.00	180.00 - 180.00	-	42.00 - 45.00	450.00 - 500.00	350.00 - 380.00	280.00 - 300.00	-	120.00 - 130.00
Badulla	150.00 - 160.00	340.00 - 350.00	150.00 - 160.00	28.00 - 31.00	41.00 - 41.00	400.00 - 450.00	300.00 - 300.00	180.00 - 250.00	60.00 - 66.00	266.00 - 266.00
Keppetipola	140.00 - 150.00	330.00 - 350.00	150.00 - 160.00	28.00 - 32.00	48.00 - 52.00	-	380.00 - 400.00	300.00 - 320.00	-	-
Moneragala	100.00 - 120.00	230.00 - 250.00	80.00 - 100.00	20.00 - 22.00	25.00 - 28.00	540.00 - 800.00	450.00 - 670.00	-	-	140.00 - 160.00
Kegalle	150.00 - 180.00	300.00 - 360.00	150.00 - 180.00	25.00 - 30.00	40.00 - 50.00	800.00 - 950.00	550.00 - 700.00	250.00 - 300.00	-	-
Ampara	160.00 - 160.00	280.00 - 300.00	130.00 - 140.00	50.00 - 50.00	50.00 - 50.00	430.00 - 450.00	-	-	-	110.00 - 120.00
Dehiattakandiya	160.00 - 160.00	250.00 - 350.00	160.00 - 160.00	-	50.00 - 60.00	550.00 - 650.00	400.00 - 480.00	280.00 - 350.00	-	150.00 - 180.00
Nuwareliya	140.00 - 160.00	300.00 - 340.00	150.00 - 170.00	32.00 - 34.00	54.00 - 56.00	-	350.00 - 380.00	250.00 - 260.00	-	-
Kandy	160.00 - 180.00	300.00 - 340.00	160.00 - 200.00	25.00 - 27.00	38.00 - 40.00	470.00 - 550.00	350.00 - 380.00	250.00 - 260.00	-	150.00 - 170.00
Puttalam	150.00 - 180.00	300.00 - 400.00	100.00 - 200.00	24.00 - 30.00	70.00 - 70.00	700.00 - 700.00	500.00 - 600.00	300.00 - 400.00	-	350.00 - 450.00
Rathnapura	120.00 - 150.00	300.00 - 350.00	100.00 - 130.00	25.00 - 28.00	38.00 - 43.00	490.00 - 560.00	350.00 - 400.00	280.00 - 320.00	-	-
Hambantota	80.00 - 100.00	200.00 - 220.00	120.00 - 130.00	-	-	-	340.00 - 350.00	200.00 - 200.00	-	120.00 - 125.00
Matara	90.00 - 120.00	220.00 - 240.00	100.00 - 120.00	20.00 - 22.00	29.00 - 31.00	600.00 - 650.00	450.00 - 550.00	300.00 - 350.00	-	200.00 - 250.00
Galle	100.00 - 140.00	250.00 - 280.00	120.00 - 160.00	34.00 - 35.00	35.00 - 36.00	-	380.00 - 400.00	-	-	160.00 - 180.00
Tissamaharama	-	-	-	-	-	-	-	-	-	-
Meegoda (DEC)	140.00 - 160.00	240.00 - 260.00	150.00 - 160.00	42.00 - 50.00	50.00 - 56.00	600.00 - 650.00	450.00 - 500.00	280.00 - 350.00	-	-
Embilipitiya	50.00 - 80.00	160.00 - 200.00	90.00 - 120.00	25.00 - 30.00	30.00 - 35.00	500.00 - 600.00	400.00 - 450.00	250.00 - 350.00	100.00 - 120.00	-
Jaffna	-	-	-	-	-	-	-	-	-	-
Vavuniya	140.00 - 150.00	280.00 - 300.00	100.00 - 140.00	28.00 - 29.00	30.00 - 32.00	400.00 - 450.00	300.00 - 340.00	240.00 - 260.00	-	-
Mannar	-	-	-	-	-	-	-	-	-	-
Killinochchi	100.00 - 120.00	340.00 - 360.00	100.00 - 120.00	34.00 - 36.00	36.00 - 38.00	640.00 - 660.00	540.00 - 560.00	440.00 - 460.00	-	-
Mullaittivu	150.00 - 170.00	340.00 - 350.00	140.00 - 160.00	40.00 - 43.00	45.00 - 48.00	580.00 - 650.00	400.00 - 450.00	-	-	-
Batticaloa	-	-	-	-	-	-	-	-	-	-
Trincomalee	170.00 - 180.00	420.00 - 440.00	150.00 - 160.00	-	-	680.00 - 700.00	530.00 - 550.00	400.00 - 430.00	-	-
Veyangoda	120.00 - 140.00	240.00 - 250.00	130.00 - 150.00	25.00 - 28.00	38.00 - 40.00	470.00 - 510.00	340.00 - 390.00	260.00 - 300.00	-	215.00 - 230.00
Galenbindunuwewa	-	-	-	-	-	-	-	-	-	-
Bandarawela	160.00 - 180.00	300.00 - 350.00	170.00 - 180.00	28.00 - 31.00	43.00 - 50.00	550.00 - 580.00	450.00 - 500.00	400.00 - 420.00	-	-
Matale	160.00 - 180.00	300.00 - 340.00	160.00 - 180.00	28.00 - 32.00	46.00 - 52.00	520.00 - 600.00	320.00 - 430.00	250.00 - 280.00	-	-

Table 08 (Contd.)

LOCATIONS	Mango		Other Fruits							
	Vilad	Kohu	Papaw (Rs/kg)	Passion	Wood Apple	Orange	Avocado	Slime Apple	Grapes (Rs/kg)	King Coconut
Colombo	-	-	120.00 - 250.00	40.00 - 80.00	160.00 - 200.00	60.00 - 120.00	200.00 - 250.00	50.00 - 125.00	1800.00 - 2800.00	180.00 - 250.00
Gampaha	-	-	150.00 - 160.00	-	200.00 - 240.00	100.00 - 120.00	175.00 - 190.00	85.00 - 90.00	2100.00 - 2200.00	150.00 - 160.00
Kurunegala	-	-	150.00 - 160.00	-	200.00 - 200.00	120.00 - 120.00	150.00 - 190.00	65.00 - 80.00	2000.00 - 2000.00	150.00 - 160.00
Nikaweratiya	-	-	160.00 - 220.00	-	-	120.00 - 130.00	150.00 - 160.00	40.00 - 50.00	2300.00 - 2500.00	-
Dambulla	-	50.00 - 60.00	160.00 - 180.00	33.00 - 40.00	-	70.00 - 80.00	80.00 - 100.00	40.00 - 50.00	2800.00 - 3000.00	180.00 - 200.00
Anuradhapura	-	-	120.00 - 160.00	58.00 - 65.00	-	100.00 - 140.00	120.00 - 150.00	60.00 - 80.00	2300.00 - 2600.00	180.00 - 200.00
Thambuththegama	-	-	100.00 - 150.00	42.00 - 50.00	-	-	130.00 - 150.00	-	2200.00 - 2500.00	150.00 - 150.00
Polonnaruwa	-	-	180.00 - 240.00	-	-	-	100.00 - 150.00	80.00 - 100.00	2500.00 - 2800.00	230.00 - 250.00
Kaluthara	-	-	150.00 - 150.00	-	-	-	-	60.00 - 70.00	1800.00 - 1800.00	160.00 - 170.00
Badulla	-	66.00 - 66.00	100.00 - 120.00	60.00 - 60.00	150.00 - 200.00	50.00 - 60.00	100.00 - 133.00	80.00 - 100.00	2600.00 - 2800.00	200.00 - 220.00
Keppetipola	-	-	140.00 - 150.00	50.00 - 60.00	120.00 - 130.00	50.00 - 60.00	140.00 - 150.00	50.00 - 60.00	2500.00 - 2600.00	180.00 - 200.00
Moneragala	80.00 - 100.00	-	100.00 - 130.00	30.00 - 40.00	-	50.00 - 60.00	-	40.00 - 50.00	2500.00 - 2600.00	150.00 - 160.00
Kegalle	-	-	120.00 - 150.00	20.00 - 25.00	150.00 - 160.00	80.00 - 100.00	170.00 - 200.00	40.00 - 60.00	2300.00 - 2500.00	180.00 - 200.00
Ampara	-	-	150.00 - 180.00	-	-	-	-	-	2200.00 - 2300.00	180.00 - 180.00
Dehiattakandiya	-	-	160.00 - 200.00	-	-	-	-	40.00 - 50.00	2500.00 - 3000.00	150.00 - 200.00
Nuwaraeliya	-	-	140.00 - 160.00	45.00 - 50.00	150.00 - 160.00	70.00 - 80.00	150.00 - 160.00	65.00 - 70.00	2400.00 - 2500.00	180.00 - 200.00
Kandy	-	-	140.00 - 150.00	40.00 - 50.00	150.00 - 160.00	70.00 - 80.00	100.00 - 120.00	40.00 - 50.00	2000.00 - 2500.00	180.00 - 200.00
Puttalam	-	-	150.00 - 200.00	40.00 - 60.00	-	-	140.00 - 200.00	60.00 - 100.00	2500.00 - 3000.00	150.00 - 200.00
Hambantota	-	-	120.00 - 130.00	30.00 - 30.00	90.00 - 100.00	-	120.00 - 125.00	36.00 - 40.00	2500.00 - 2500.00	-
Rathnapura	-	-	140.00 - 180.00	-	120.00 - 140.00	-	-	40.00 - 70.00	2000.00 - 2200.00	120.00 - 150.00
Matara	-	-	100.00 - 110.00	45.00 - 50.00	170.00 - 185.00	90.00 - 110.00	100.00 - 120.00	50.00 - 60.00	2300.00 - 2500.00	170.00 - 190.00
Galle	80.00 - 100.00	-	120.00 - 160.00	50.00 - 60.00	-	130.00 - 140.00	120.00 - 140.00	60.00 - 70.00	2500.00 - 3000.00	150.00 - 160.00
Tissamaharama	-	-	-	-	-	-	-	-	-	-
Meegoda (DEC)	-	-	130.00 - 140.00	-	-	-	100.00 - 120.00	47.00 - 70.00	2000.00 - 2500.00	160.00 - 180.00
Embilipitiya	100.00 - 120.00	-	100.00 - 120.00	40.00 - 50.00	240.00 - 250.00	80.00 - 100.00	120.00 - 160.00	-	2350.00 - 2500.00	140.00 - 160.00
Jaffna	-	-	-	-	-	-	-	-	-	-
Vavuniya	-	-	100.00 - 140.00	40.00 - 45.00	130.00 - 145.00	55.00 - 60.00	-	-	2400.00 - 2500.00	220.00 - 250.00
Mannar	-	-	-	-	-	-	-	-	-	-
Killinochchi	-	-	120.00 - 140.00	-	-	-	-	-	2400.00 - 2450.00	200.00 - 250.00
Mullaittivu	-	-	120.00 - 140.00	50.00 - 60.00	-	-	-	-	2400.00 - 2500.00	160.00 - 180.00
Batticaloa	-	-	-	-	-	-	-	-	-	-
Trincomalee	-	52.00 - 55.00	140.00 - 150.00	70.00 - 75.00	-	86.00 - 88.00	122.00 - 124.00	-	2440.00 - 2450.00	240.00 - 250.00
Veyangoda	-	-	100.00 - 120.00	50.00 - 60.00	105.00 - 110.00	80.00 - 85.00	130.00 - 135.00	-	2300.00 - 2500.00	160.00 - 180.00
Galenbindunuwewa	-	-	-	-	-	-	-	-	-	-
Bandarawela	-	-	160.00 - 180.00	80.00 - 90.00	140.00 - 160.00	90.00 - 100.00	110.00 - 160.00	50.00 - 60.00	2400.00 - 2500.00	200.00 - 230.00
Matale	-	-	100.00 - 120.00	-	-	80.00 - 100.00	80.00 - 80.00	40.00 - 50.00	2500.00 - 2600.00	160.00 - 180.00

Table 09: Selected Markets: Wholesale Price of Fresh Fish & Eggs (Rs/kg & Rs/egg)

Week 19: 09 - 15 May 2025

Locations	Sea Fish					
	Salaya	Hurulla	Balaya	Kelawalla	Thora	Paraw
Colombo	350.00 – 450.00	1000.00 – 1100.00	1100.00 – 1200.00	1550.00 – 1650.00	1800.00 – 2350.00	1300.00 – 1400.00
Kandy	500.00 – 550.00	1000.00 – 1100.00	1000.00 – 1300.00	1600.00 – 1700.00	2300.00 – 2400.00	1300.00 – 1400.00
Kaluthara	400.00 – 500.00	-	1200.00 – 1300.00	1500.00 – 1550.00	-	1200.00 – 1300.00
Puttalam	-	-	-	-	-	-
Matara	500.00 – 550.00	-	1300.00 – 1400.00	1750.00 – 1800.00	-	-
Hambantota	-	-	-	-	-	1000.00 – 1000.00
Galle	-	-	-	-	-	-
Batticaloa	-	-	-	-	-	-
Trincomalee	450.00 – 480.00	1050.00 – 1070.00	1080.00 – 1120.00	1850.00 – 1870.00	1950.00 – 1970.00	1520.00 – 1550.00
Mannar	-	-	-	-	-	-

Locations	Sea Fish				Eggs	
	Mora	Shrimps	Thalapath	Teppeli	Brown	White
Colombo	1150.00 – 1250.00	1800.00 – 1900.00	1800.00 – 2100.00	-	27.00 – 29.00	25.00 – 26.00
Kandy	-	2100.00 – 2200.00	2100.00 – 2200.00	-	26.00 – 27.00	23.00 – 24.00
Kaluthara	-	1700.00 – 1800.00	-	-	-	-
Puttalam	-	-	-	-	-	-
Matara	-	-	-	-	23.00 – 24.00	22.00 – 23.00
Hambantota	-	-	-	-	28.00 – 30.00	-
Galle	-	-	1800.00 – 2000.00	-	25.00 – 26.00	23.00 – 25.00
Batticaloa	-	-	-	-	-	-
Trincomalee	1720.00 – 1750.00	-	-	-	28.00 – 30.00	-
Mannar	-	-	-	-	-	-

Table 10: Selected Markets: Wholesale Price of Dried Fish (Rs/50kg)

Week 19: 09 - 15 May 2025

Locations	Local Dried Fish					
	Sprats	Kattawa	Thora	Mora	Balaya	Anguluwa
Colombo	65000 – 70000	-	-	92500 – 97500	70000 – 75000	-
Kandy	60000 – 65000	-	-	95000 – 100000	60000 – 65000	-
Batticaloa	-	-	-	-	-	-
Trincomalee	52300 – 52400	-	-	-	55000 – 55300	47500 – 47800
Mannar	-	-	-	-	-	-

Locations	Local Dried Fish			Imported Dried Fish		
	Maduwa	Koduwa	Salaya	Sprats	Kattawa	Thora
Colombo	60000 – 65000	-	32500 – 37500	27500 – 37500	80000 – 85000	-
Kandy	65000 – 68000	-	40000 – 42500	27500 – 35000	85000 – 87500	-
Batticaloa	-	-	-	-	-	-
Trincomalee	50800 – 51000	-	28500 – 28600	42750 – 43000	98700 – 98800	-
Mannar	-	-	-	-	-	-

Locations	Imported Dried Fish					
	Mora	Balaya	Anguluwa	Maduwa	Koduwa	Salaya
Colombo	-	-	75000 – 80000	-	-	-
Kandy	-	-	-	-	-	-
Batticaloa	-	-	-	-	-	-
Trincomalee	-	-	-	-	-	-
Mannar	-	-	-	-	-	-

Table 11: Selected Markets: Retail Price of Fresh Fish & Eggs (Rs/kg & Rs/eggs)

Week 19: 09 - 15 May 2025

LOCATIONS	Sea Fish										Eggs									
	Salaya		Hurulla		Balaya		Kelawalla		Thora		Paraw		Mora		Thalapath		Brown		White	
Colombo	440.00 - 700.00	1200.00 - 1400.00	1250.00 - 1600.00	1700.00 - 2800.00	2200.00 - 3400.00	1450.00 - 2600.00	-	2000.00 - 3600.00	28.00 - 31.00	25.00 - 30.00										
Gampaha	-	-	-	-	-	-	-	-	-	-	-	-	-	-	-	-	-	-	-	-
Kurunegala	600.00 - 600.00	-	-	2200.00 - 2200.00	-	-	-	2700.00 - 2700.00	28.00 - 30.00	23.00 - 25.00										
Nikaweratiya	700.00 - 800.00	1300.00 - 1400.00	1100.00 - 1100.00	2600.00 - 2700.00	-	1400.00 - 1500.00	-	2600.00 - 2650.00	28.00 - 30.00	25.00 - 28.00										
Dambulla	600.00 - 650.00	1100.00 - 1300.00	1100.00 - 1200.00	2300.00 - 2400.00	-	1700.00 - 1800.00	1700.00 - 1800.00	2400.00 - 2500.00	29.00 - 30.00	26.00 - 28.00										
Anuradhapura	660.00 - 700.00	1300.00 - 1400.00	1100.00 - 1300.00	2300.00 - 2500.00	-	1400.00 - 1600.00	-	2400.00 - 2600.00	-	26.00 - 30.00										
Thambuththegama	-	-	-	-	-	-	-	-	25.00 - 27.00	24.00 - 26.00										
Polonnaruwa	550.00 - 600.00	1100.00 - 1200.00	1700.00 - 1800.00	2600.00 - 2700.00	2350.00 - 2400.00	1900.00 - 2000.00	1600.00 - 1700.00	2300.00 - 2400.00	28.00 - 29.00	25.00 - 27.00										
Kaluthara	800.00 - 800.00	-	-	2300.00 - 2400.00	-	2500.00 - 2600.00	-	-	27.00 - 28.00	25.00 - 26.00										
Badulla	600.00 - 600.00	1000.00 - 1000.00	1600.00 - 1600.00	2200.00 - 2200.00	2600.00 - 2600.00	1800.00 - 1800.00	1800.00 - 1800.00	2400.00 - 2400.00	30.00 - 30.00	27.00 - 28.00										
Keppetipola	-	-	-	-	-	-	-	-	30.00 - 32.00	28.00 - 30.00										
Moneragala	650.00 - 700.00	-	1300.00 - 1400.00	2200.00 - 2400.00	2600.00 - 2800.00	-	-	2800.00 - 3000.00	26.00 - 28.00	26.00 - 28.00										
Kegalle	750.00 - 800.00	1200.00 - 1300.00	-	2600.00 - 2650.00	-	-	1700.00 - 1800.00	2650.00 - 2700.00	26.00 - 28.00	24.00 - 26.00										
Ampara	-	-	-	-	-	-	-	-	24.00 - 26.00	-										
Dehiattakandiya	-	-	-	-	-	-	-	-	23.00 - 25.00	22.00 - 23.00										
Nuwaraeliya	-	-	-	-	-	-	-	-	32.00 - 33.00	28.00 - 30.00										
Kandy	720.00 - 740.00	1250.00 - 1300.00	1400.00 - 1500.00	2300.00 - 2400.00	2800.00 - 3000.00	1500.00 - 1600.00	-	2400.00 - 2500.00	27.00 - 28.00	24.00 - 26.00										
Puttalam	500.00 - 600.00	1000.00 - 1000.00	1000.00 - 1000.00	-	2300.00 - 2400.00	-	-	2000.00 - 2000.00	26.00 - 26.00	23.00 - 25.00										
Hambantota	-	-	-	-	-	1400.00 - 1400.00	-	-	-	30.00 - 32.00										
Rathnapura	-	-	-	-	-	-	-	-	-	-										
Matarara	700.00 - 800.00	-	-	2300.00 - 2400.00	-	-	-	2500.00 - 2600.00	25.00 - 26.00	23.00 - 25.00										
Galle	-	-	1200.00 - 1300.00	2800.00 - 2800.00	-	1800.00 - 2000.00	-	-	25.00 - 27.00	25.00 - 26.00										
Tissamaharama	-	-	-	-	-	-	-	-	-	-										
Meegoda	-	-	-	-	-	-	-	-	26.00 - 28.00	24.00 - 26.00										
Embilipitiya	700.00 - 750.00	-	1500.00 - 1600.00	2500.00 - 2600.00	2500.00 - 2600.00	-	1600.00 - 1700.00	2500.00 - 2600.00	24.00 - 26.00	22.00 - 25.00										
Jaffna	-	-	-	-	-	-	-	-	-	-										
Vavuniya	600.00 - 650.00	1200.00 - 1300.00	1200.00 - 1300.00	2400.00 - 2500.00	2400.00 - 2550.00	1650.00 - 1700.00	2000.00 - 2200.00	2400.00 - 2500.00	29.00 - 30.00	27.00 - 29.00										
Mannar	-	-	-	-	-	-	-	-	-	-										
Killinochchi	500.00 - 550.00	-	1000.00 - 1000.00	-	-	1550.00 - 1600.00	-	-	-	26.00 - 27.00										
Mullaitivu	500.00 - 600.00	1000.00 - 1200.00	1000.00 - 1000.00	2100.00 - 2200.00	2150.00 - 2250.00	1600.00 - 1650.00	-	2000.00 - 2150.00	-	26.00 - 28.00										
Batticaloa	-	-	-	-	-	-	-	-	-	-										
Trincomalee	580.00 - 600.00	1140.00 - 1160.00	1220.00 - 1230.00	2340.00 - 2350.00	2440.00 - 2450.00	1650.00 - 1660.00	1860.00 - 1880.00	-	33.00 - 35.00	32.00 - 33.00										
Veyangoda	-	-	-	-	-	-	-	-	27.00 - 28.00	24.00 - 26.00										
Galenbindunuwewa	-	-	-	-	-	-	-	-	-	-										
Bandarawela	-	-	-	-	-	-	-	-	26.00 - 28.00	25.00 - 27.00										
Matale	760.00 - 800.00	1200.00 - 1400.00	1500.00 - 1600.00	2300.00 - 2400.00	2500.00 - 2600.00	1800.00 - 1900.00	1700.00 - 1800.00	2400.00 - 2500.00	28.00 - 29.00	26.00 - 27.00										

Table 12: Selected Markets: Retail Price of Dried Fish (Rs/kg)

Week 19: 09 - 15 May 2025

LOCATIONS	Dried Fish													
	Sprats-Imported		Kattawa		Thora		Mora		Balaya		Anguluwa		Salaya	
Colombo	800.00	1200.00	2000.00	2400.00	-	-	2200.00	2600.00	1500.00	2000.00	2200.00	2400.00	1000.00	1400.00
Gampaha	1000.00	1000.00	-	-	3600.00	3600.00	2460.00	2460.00	1650.00	1700.00	2450.00	2450.00	1000.00	1200.00
Kurunegala	-	-	-	-	-	-	-	-	1700.00	1800.00	-	-	900.00	1000.00
Nikaweratiya	700.00	1000.00	1800.00	2000.00	-	-	-	-	1200.00	1400.00	1200.00	1300.00	1000.00	1200.00
Dambulla	740.00	760.00	2200.00	2300.00	-	-	2200.00	2300.00	1200.00	1300.00	1800.00	1800.00	-	-
Anuradhapura	700.00	1000.00	2200.00	2400.00	-	-	2300.00	2400.00	1500.00	1800.00	2200.00	2400.00	900.00	1200.00
Thambuththegama	750.00	1000.00	1900.00	2100.00	-	-	2300.00	2400.00	1400.00	1750.00	1000.00	1200.00	1000.00	1250.00
Polonnaruwa	800.00	900.00	2100.00	2200.00	-	-	2200.00	2300.00	1300.00	1400.00	2100.00	2200.00	-	-
Kaluthara	900.00	1000.00	2400.00	2400.00	-	-	2500.00	2560.00	1100.00	1200.00	2400.00	2400.00	-	-
Badulla	700.00	800.00	2200.00	2200.00	-	-	2200.00	2200.00	1400.00	1400.00	1200.00	1400.00	-	-
Keppetipola	900.00	950.00	2260.00	2300.00	-	-	2200.00	2250.00	1450.00	1500.00	2350.00	2380.00	900.00	920.00
Moneragala	800.00	1000.00	2200.00	2300.00	-	-	2200.00	2400.00	1600.00	1700.00	2200.00	2400.00	-	-
Kegalle	850.00	960.00	2000.00	2400.00	-	-	2200.00	2400.00	1100.00	1200.00	-	-	-	-
Ampara	-	-	2000.00	2200.00	-	-	2100.00	2200.00	1500.00	1600.00	-	-	-	-
Dehiattakandiya	800.00	1000.00	2400.00	2400.00	-	-	2200.00	2200.00	1300.00	1300.00	1400.00	2200.00	-	-
Nuwaraeliya	850.00	900.00	2300.00	2350.00	-	-	2200.00	2250.00	1500.00	1650.00	2000.00	2100.00	960.00	980.00
Kandy	800.00	950.00	2300.00	2400.00	-	-	2400.00	2500.00	1500.00	1600.00	2100.00	2200.00	1100.00	1200.00
Puttalam	800.00	920.00	-	-	-	-	2200.00	2400.00	1200.00	1600.00	2200.00	2200.00	900.00	1000.00
Hambantota	900.00	1000.00	-	-	-	-	-	-	1700.00	1800.00	2000.00	2000.00	-	-
Rathnapura	800.00	900.00	2300.00	2300.00	-	-	2200.00	2300.00	1520.00	1600.00	2300.00	2300.00	-	-
Matara	800.00	900.00	2000.00	2200.00	-	-	2000.00	2200.00	1300.00	1600.00	1900.00	2000.00	-	-
Galle	1000.00	1200.00	2200.00	2400.00	-	-	2200.00	2400.00	1500.00	1800.00	2000.00	2200.00	-	-
Tissamaharama	-	-	-	-	-	-	-	-	-	-	-	-	-	-
Meegoda	800.00	1000.00	2200.00	2400.00	-	-	2200.00	2400.00	1600.00	1800.00	2200.00	2400.00	800.00	800.00
Embilipitiya	850.00	1000.00	2200.00	2400.00	-	-	2250.00	2400.00	1600.00	1800.00	2300.00	2400.00	850.00	1000.00
Jaffna	-	-	-	-	-	-	-	-	-	-	-	-	-	-
Vavuniya	-	-	2000.00	2150.00	-	-	2000.00	2200.00	1200.00	1250.00	1250.00	1350.00	800.00	850.00
Mannar	-	-	-	-	-	-	-	-	-	-	-	-	-	-
Killinochchi	900.00	960.00	2100.00	2200.00	-	-	-	-	-	-	-	-	800.00	850.00
Mullaittivu	950.00	1000.00	1900.00	2000.00	-	-	2450.00	2550.00	1000.00	1150.00	-	-	-	-
Batticaloa	-	-	-	-	-	-	-	-	-	-	-	-	-	-
Trincomalee	1070.00	1090.00	2340.00	2350.00	-	-	-	-	1240.00	1250.00	1220.00	1230.00	750.00	760.00
Veyangoda	800.00	1000.00	2000.00	2400.00	-	-	2300.00	2400.00	1200.00	2000.00	2200.00	2200.00	1000.00	1120.00
Galenbindunuwewa	-	-	-	-	-	-	-	-	-	-	-	-	-	-
Bandarawela	800.00	1000.00	2200.00	2300.00	-	-	2200.00	2300.00	1600.00	1800.00	2000.00	2200.00	900.00	1000.00
Matale	800.00	1100.00	2300.00	2400.00	-	-	2400.00	2500.00	1600.00	1700.00	2300.00	2400.00	900.00	950.00

Table 13: Selected Markets: Retail Price of Meat (Rs/kg)

Week 19: 09 - 15 May 2025

LOCATIONS	Meat		Meat (Chicken)			Meat				
	Beef		Broiler	Curry		Mutton	Pork			
Colombo	2600.00	2800.00	1100.00	1200.00	950.00	1150.00	3400.00	4000.00	1700.00	1700.00
Gampaha	-	-	-	-	-	-	-	-	-	-
Kurunegala	2800.00	2800.00	1100.00	1100.00	1200.00	1200.00	3300.00	3300.00	-	-
Nikaweratiya	2000.00	2100.00	1000.00	1050.00	-	-	-	-	-	-
Dambulla	-	-	1100.00	1150.00	1250.00	1300.00	-	-	1300.00	1400.00
Anuradhapura	2500.00	2600.00	1150.00	1200.00	1300.00	1400.00	3500.00	3600.00	1200.00	1500.00
Thambuththegama	-	-	1180.00	1250.00	-	-	-	-	1360.00	1500.00
Polonnaruwa	2300.00	2400.00	1000.00	1100.00	1200.00	1300.00	3300.00	3400.00	1200.00	1300.00
Kaluthara	-	-	-	-	-	-	-	-	-	-
Badulla	2400.00	2400.00	1150.00	1250.00	1300.00	1300.00	3200.00	3200.00	-	-
Keppetipola	-	-	1200.00	1250.00	1300.00	1350.00	-	-	-	-
Moneragala	2400.00	2400.00	1200.00	1300.00	1600.00	1650.00	-	-	1500.00	1600.00
Kegalle	2500.00	2500.00	1100.00	1150.00	-	-	3100.00	3100.00	-	-
Ampara	2200.00	2300.00	1090.00	1150.00	-	-	-	-	1600.00	1850.00
Dehiattakandiya	-	-	1100.00	1150.00	950.00	950.00	-	-	1350.00	1600.00
Nuwaraeliya	-	-	1250.00	1280.00	1350.00	1360.00	-	-	-	-
Kandy	-	-	-	-	-	-	-	-	-	-
Puttalam	2400.00	2400.00	1100.00	1100.00	1400.00	1400.00	3800.00	3800.00	-	-
Hambantota	-	-	-	-	-	-	-	-	-	-
Rathnapura	-	-	-	-	-	-	-	-	-	-
Matara	-	-	1180.00	1200.00	-	-	-	-	-	-
Galle	-	-	1150.00	1150.00	-	-	-	-	-	-
Tissamaharama	-	-	-	-	-	-	-	-	-	-
Meegoda	-	-	-	-	-	-	-	-	-	-
Embilipitiya	2000.00	2100.00	1020.00	1100.00	1200.00	1280.00	3100.00	3500.00	1550.00	1650.00
Jaffna	-	-	-	-	-	-	-	-	-	-
Vavuniya	2100.00	2200.00	1300.00	1350.00	1650.00	1700.00	3200.00	3300.00	-	-
Mannar	-	-	-	-	-	-	-	-	-	-
Killinochchi	2150.00	2200.00	1200.00	1250.00	1450.00	1500.00	3200.00	3300.00	-	-
Mullaittivu	2200.00	2200.00	1300.00	1350.00	1450.00	1500.00	-	-	-	-
Batticaloa	-	-	-	-	-	-	-	-	-	-
Trincomalee	2300.00	2350.00	1150.00	1200.00	1760.00	1800.00	3550.00	3580.00	-	-
Veyangoda	-	-	-	-	-	-	-	-	-	-
Galenbindunuwewa	-	-	-	-	-	-	-	-	-	-
Bandarawela	-	-	-	-	-	-	-	-	-	-
Matale	2300.00	2400.00	1050.00	1100.00	1200.00	1300.00	3100.00	3200.00	1200.00	1250.00

Table 14: Colombo: Wholesale Prices (Rs/kg or Rs/piece)

Week 19: 09 - 15 May 2025

COMMODITY	Range	Average Price			Change Compared to		COMMODITY	Range	Average Price			Change Compared to	
		This Week	Last Week	Last Year	Last Week (%)	Last Year (%)			This Week	Last Week	Last Year	Last Week (%)	Last Year (%)
Rice							Coconut						
Local							Large						
Samba 1	240.00 - 245.00	241.67	242.50	237.10	-0.34	1.93	180.00 - 200.00	195.00	206.25	97.56	-5.45	99.89	
Samba 2	235.00 - 238.00	236.50	236.50	229.50	0.00	3.05	Small	160.00 - 170.00	166.00	176.25	86.67	-5.82	91.54
Keeri Samba	255.00 - 280.00	269.17	270.00	312.78	-0.31	-13.94	Fruits (Rs/fruit)						
Nadu 1	225.00 - 230.00	227.17	226.67	209.00	0.22	8.69	Plantain						
Nadu 2	220.00 - 222.00	221.00	221.00	200.86	0.00	10.03	Ambul (Rs/kg)	70.00 - 100.00	87.00	92.00	112.73	-5.43	-22.82
Raw (Red)	210.00 - 220.00	214.00	212.00	184.00	0.94	16.30	Kolikuttu (Rs/kg)	150.00 - 200.00	180.00	218.57	307.69	-17.65	-41.50
Raw (White)	210.00 - 220.00	214.00	212.33	202.50	0.78	5.68	Seeni (Rs/kg)	80.00 - 100.00	92.00	106.00	112.73	-13.21	-18.39
Imported							Anamalu						
Samba	225.00 - 235.00	231.00	230.00	261.88	0.43	-11.79	Ambun	22.00 - 27.00	24.70	27.91	26.00	-11.50	-5.00
Nadu			217.50				Papaw(Rs/kg)	36.00 - 40.00	38.20	40.40	31.00	-5.45	23.23
Raw (Red)							Passion Fruit	70.00 - 120.00	92.22	100.00	79.29	-7.78	16.32
Raw (White)	205.00 - 215.00	210.00	207.50		1.20		Pineapple Large	25.00 - 45.00	34.44	45.00	56.67	-23.46	-39.22
Dried Chillies							Pineapple Medium						
Imported	500.00 - 600.00	550.00	525.00	724.00	4.76	-24.03	Pineapple Small	280.00 - 390.00	324.29	466.67	1092.86	-30.51	-70.33
Onion							Mango						
Sinnan	200.00 - 230.00	215.00	185.00	233.75	16.22	-8.02	Betti	220.00 - 300.00	254.29	351.67	820.00	-27.69	-68.99
Vedalan	250.00 - 270.00	260.00	296.00	310.00	-12.16	-16.13	Karthakolomban	180.00 - 240.00	202.86	273.33	651.43	-25.78	-68.86
Imported	280.00 - 330.00	306.67	263.33	285.00	16.46	7.60	Vilad	50.00 - 55.00	52.50		26.89		95.25
Big Onion							Kohu						
Imported	80.00 - 150.00	115.00	80.83	273.00	42.27	-57.88					50.56		
Local							Other						
Potato							Wood Apple						
Welimada	220.00 - 230.00	225.00	247.50	173.75	-9.09	29.50	120.00 - 160.00	140.00	108.75	130.00	28.74	7.69	
N'Eliya	250.00 - 260.00	255.00	270.00	203.75	-5.56	25.15	Orange	50.00 - 90.00	67.78	41.88	65.91	61.86	2.84
Imported	170.00 - 210.00	192.50	177.50	150.00	8.45	28.33	Avocado	130.00 - 230.00	163.89	139.38	80.00	17.59	104.86
Pulses							Slime Apple						
Green Gram	650.00 - 850.00	760.00	778.57	1175.00	-2.39	-35.32	20.00 - 40.00	28.56	24.38	21.70	17.15	31.59	
Cowpea (White)	650.00 - 720.00	684.00	675.00		1.33		Grapes (Imp., Rs/kg)	1550.00 - 2000.00	1727.78	1666.67	1756.67	3.67	-1.64
Cowpea (Red)	460.00 - 700.00	594.00	675.00	722.22	-12.00	-17.75	King Coconut	120.00 - 170.00	155.00	145.00	167.50	6.90	-7.46
Red Dhal	250.00 - 260.00	255.00	254.17	281.88	0.33	-9.53	Sea Fish						
Vegetable							Salaya						
Beans (Butter)							350.00 - 450.00	393.33	476.36	331.00	-17.43	18.83	
Beans(Green)	500.00 - 700.00	577.00	600.00	250.00	-3.83	130.80	Hurulla	1000.00 - 1100.00	1058.33	1038.89	645.00	1.87	64.08
Carrot	550.00 - 700.00	640.00	625.00	127.00	2.40	403.94	Balaya	1100.00 - 1200.00	1158.33	1199.09	816.00	-3.40	41.95
Leeks	100.00 - 180.00	145.00	125.00	174.00	16.00	-16.67	Kelawalla	1550.00 - 1650.00	1603.33	1645.45	1231.00	-2.56	30.25
Beetroot	300.00 - 550.00	454.55	453.85	199.23	0.15	128.15	Thora	1800.00 - 2350.00	2075.00	2104.55	2120.00	-1.40	-2.12
Knolkhol	220.00 - 300.00	261.00	237.00	88.00	10.13	196.59	Paraw	1300.00 - 1400.00	1345.00	1356.00	1296.67	-0.81	3.73
Raddish	100.00 - 180.00	129.00	133.00	74.00	-3.01	74.32	Mora	1150.00 - 1250.00	1196.67		967.78		23.65
Cabbage	350.00 - 400.00	375.00	334.00	80.00	12.28	368.75	Shrimps	1800.00 - 1900.00	1841.67	1981.82	1985.00	-7.07	-7.22
Tomato	600.00 - 900.00	760.00	725.00	72.00	4.83	955.56	Thalapath	1800.00 - 2100.00	1925.00	2000.00	1820.00	-3.75	5.77
Ladies Fingers	200.00 - 260.00	237.00	296.00	124.00	-19.93	91.13	Eggs						
Brinjal	350.00 - 450.00	386.36	390.00	188.00	-0.93	105.51	Brown	27.00 - 29.00	27.88	29.00	48.25	-3.88	-42.23
Capsicum	600.00 - 900.00	725.00	715.00	154.00	1.40	370.78	White	25.00 - 26.00	25.63	26.63	45.75	-3.76	-43.99
Pumpkin	150.00 - 200.00	174.00	176.00	52.00	-1.14	234.62	Dried Fish						
Cucumber	50.00 - 80.00	71.00	68.00	140.00	4.41	-49.29	Sprats	1300.00 - 1400.00	1356.67	1225.45	1271.00	10.71	6.74
Bitter Gourd	380.00 - 500.00	425.00	363.00	188.00	17.08	126.06	Sprats (Imported)	550.00 - 750.00	616.67	647.27	820.00	-4.73	-24.80
Snake Gourd	250.00 - 350.00	300.00	324.00	208.00	-7.41	44.23	Kattawa						
Drumstick	500.00 - 1500.00	919.23	600.91	340.77	52.97	169.75	Kattawa (Imported)	1600.00 - 1700.00	1640.00	1658.00	1299.00	-1.09	26.25
Luffa	250.00 - 380.00	309.00	324.00	198.00	-4.63	56.06	Thora						
Long Beans	250.00 - 350.00	300.00	350.00	111.00	-14.29	170.27	Thora (Imported)						
Ash Plantain	80.00 - 100.00	91.00	72.00	98.00	26.39	-7.14	Mora	1850.00 - 1950.00	1903.33	1871.00	1769.00	1.73	7.59
Green Chillies	150.00 - 350.00	250.00	176.00	105.00	42.05	138.10	Mora (Imported)						
Lime	280.00 - 400.00	349.00	191.00	1040.00	82.72	-66.44	Balaya	1400.00 - 1500.00	1450.00	1298.18	813.00	11.69	78.35
Root Crops							Anguluwa						
Sweet Potato	180.00 - 260.00	228.00	208.00	153.00	9.62	49.02	Anguluwa (Imported)	1500.00 - 1600.00	1558.33	1604.55	1378.57	-2.88	13.04
Manioc	100.00 - 150.00	128.00	102.00	98.00	25.49	30.61	Maduwa	1200.00 - 1300.00	1255.00	1298.18	1317.00	-3.33	-4.71
Leafy Vegetable							Maduwa (Imported)						
Mukunuwenna	30.00 - 35.00	32.00	32.00	26.67	0.00	20.00	Koduwa						
Kankun	30.00 - 35.00	32.00	32.00	26.67	0.00	20.00	Koduwa (Imported)						
Gotukola (Rs/kg)	280.00 - 300.00	292.00	292.00	153.33	0.00	90.43	Salaya	650.00 - 750.00	696.67	779.09	400.00	-10.58	74.17
							Salaya (Imported)						

This Week: Week 19: 09 - 15 May 2025
 Last Week: Week 18: 02 - 08 May 2025

Table 15: Colombo &Suburbs: Retail Prices (Rs/kg or Rs/piece)

Week 19: 09 - 15 May 2025

COMMODITY	Range	Average Price			Change Compared to		COMMODITY	Range	Average Price			Change Compared to	
		This Week	Last Week	Last Year	Last Week	Last Year (%)			This Week	Last Week	Last Year	Last Week	Last Year (%)
Rice													
Local													
Samba 1	240.00 - 260.00	248.00	246.92	252.50	1.08	-1.78	Large	205.00 - 240.00	224.44	230.45	112.26	-6.01	99.94
Samba 2							Small	180.00 - 200.00	193.53	197.25	91.45	-3.72	111.62
Keeri Samba	260.00 - 290.00	272.31	275.29	365.00	-2.99	-25.40	Fruits (Rs/fruit)						
Nadu 1	230.00 - 240.00	233.13	233.33	224.35	-0.21	3.91	Plantain						
Nadu 2							Ambul (Rs/kg)	100.00 - 220.00	152.78	175.22	204.55	-22.44	-25.31
Raw (Red)	220.00 - 240.00	227.86	228.00	200.40	-0.14	13.70	Kolikuttu (Rs/kg)	200.00 - 350.00	278.42	297.27	454.50	-18.85	-38.74
Raw (White)	220.00 - 230.00	223.85	225.63	216.25	-1.78	3.51	Seeni (Rs/kg)	100.00 - 200.00	156.25	181.58	205.71	-25.33	-24.05
Imported													
Samba	240.00 - 260.00	249.00	244.55	278.33	4.45	-10.54	Anamalu	26.00 - 58.00	38.13	40.28	31.93	-2.16	19.41
Nadu	220.00 - 240.00	227.50	229.29		-1.79		Ambun	40.00 - 70.00	52.86	54.86	40.82	-2.00	29.49
Raw (Red)							Papaw(Rs/kg)	120.00 - 250.00	167.50	178.70	198.95	-11.20	-15.81
Raw (White)	210.00 - 220.00	216.67	218.75		-2.08		Passion Fruit	40.00 - 80.00	60.00	65.28	83.44	-5.28	-28.09
Dried Chillies													
Imported	650.00 - 900.00	795.29	802.86	1037.50	-7.56	-23.35	Pineapple Large	390.00 - 520.00	439.17	538.89	1192.31	-99.72	-63.17
Onion													
Sinnan							Pineapple Medium	300.00 - 400.00	340.56	415.33	900.00	-74.78	-62.16
Vedalan	350.00 - 500.00	417.14	416.00	430.77	1.14	-3.16	Pineapple Small	240.00 - 320.00	270.00	329.33	678.75	-59.33	-60.22
Imported	380.00 - 440.00	406.67	425.71	375.00	-19.05	8.44	Mango						
Big Onion													
Imported	130.00 - 200.00	161.58	150.00	378.95	11.58	-57.36	Betti						
Local							Karthakolomban	350.00 - 400.00	386.67	577.14	127.37	-190.48	203.58
Potato													
Welimada							Vilad				76.33		
N'Eliya	360.00 - 440.00	392.00	428.00	362.27	-36.00	8.21	Kohu						
Imported	200.00 - 260.00	236.88	222.78	201.67	14.10	17.46	Other						
Pulses													
Green Gram	800.00 - 1000.00	881.33	881.88	1441.67	-0.54	-38.87	Wood Apple	160.00 - 200.00	181.89	181.67	186.15	0.22	-2.29
Cowpea (White)	700.00 - 1000.00	850.00	826.67	1066.67	23.33	-20.31	Orange	60.00 - 120.00	90.30	81.58	120.56	8.72	-25.10
Cowpea (Red)	700.00 - 900.00	810.00	835.29	1066.67	-25.29	-24.06	Avocado	200.00 - 250.00	221.70	216.11	148.18	5.59	49.61
Red Dhal	270.00 - 320.00	295.53	295.50	330.83	0.03	-10.67	Slime Apple	50.00 - 125.00	83.64	57.00	78.75	26.64	6.21
Vegetable													
Beans (Butter)							Grapes (Imp., Rs/kg)	1800.00 - 2800.00	2280.00	2265.00	2328.57	15.00	-2.09
Beans(Green)	550.00 - 800.00	668.00	678.64	355.45	-10.64	87.93	King Coconut	180.00 - 250.00	205.45	198.24	232.63	7.22	-11.68
Carrot	600.00 - 1200.00	867.50	705.00	241.38	162.50	259.39	Sea Fish						
Leeks	240.00 - 400.00	303.00	292.73	314.19	10.27	-3.56	Salaya	440.00 - 700.00	539.17	692.63	552.38	-153.46	-2.39
Beetroot	420.00 - 650.00	557.65	555.45	355.16	2.19	57.01	Hurulla	1200.00 - 1400.00	1288.75	1216.67	914.44	72.08	40.93
Knolkhol	300.00 - 480.00	415.29	356.67	281.29	58.63	47.64	Balaya	1250.00 - 1600.00	1456.25	1262.50	1257.78	193.75	15.78
Raddish	130.00 - 360.00	266.00	304.29	218.39	-38.29	21.80	Kelawalla	1700.00 - 2800.00	2313.64	2006.67	2107.00	306.97	9.81
Cabbage	420.00 - 650.00	551.76	505.00	235.17	46.76	134.62	Thora	2200.00 - 3400.00	2905.00	3288.89	3316.67	-383.89	-12.41
Tomato	680.00 - 1200.00	959.00	853.04	191.00	105.96	402.09	Paraw	1450.00 - 2600.00	1940.00	1760.00	2090.00	180.00	-7.18
Ladies Fingers	280.00 - 520.00	380.00	384.09	261.88	-4.09	45.11	Mora						
Brinjal	400.00 - 650.00	537.89	532.50	295.00	5.39	82.34	Shrimps	2150.00 - 2400.00	2318.18	2288.89	2400.00	29.29	-3.41
Capsicum	650.00 - 1200.00	968.57	944.55	345.86	24.03	180.05	Thalopath	2000.00 - 3600.00	2712.50	2836.84	2657.14	-124.34	2.08
Pumpkin	230.00 - 400.00	291.00	295.00	182.00	-4.00	59.89	Eggs						
Cucumber	130.00 - 240.00	196.32	193.04	264.83	3.27	-25.87	Brown	28.00 - 31.00	28.63	31.94	50.71	-3.32	-43.56
Bitter Gourd	400.00 - 680.00	576.11	572.38	337.93	3.73	70.48	White	25.00 - 30.00	26.56	30.39	48.32	-3.83	-45.02
Snake Gourd	320.00 - 600.00	461.50	468.89	326.45	-7.39	41.37	Dried Fish						
Drumstick	950.00 - 1600.00	1297.22	1253.13	599.33	44.10	116.44	Sprats	1400.00 - 2000.00	1770.59	1657.14	1928.00	113.45	-8.16
Luffa	350.00 - 600.00	458.89	475.00	358.28	-16.11	28.08	Sprats (Imported)	800.00 - 1200.00	1038.89	1060.00	1207.14	-21.11	-13.94
Long Beans	300.00 - 620.00	421.50	465.91	295.19	-44.41	42.79	Kattawa	2000.00 - 2400.00	2350.00	2377.78	2162.96	-27.78	8.65
Ash Plantain	130.00 - 350.00	253.00	250.00	264.52	3.00	-4.35	Thora						
Green Chillies	280.00 - 600.00	442.38	441.05	346.77	1.33	27.57	Mora	2200.00 - 2600.00	2538.89	2483.33	2280.00	55.56	11.35
Lime	350.00 - 600.00	466.84	460.00	1661.29	6.84	-71.90	Balaya	1500.00 - 2000.00	1750.00	1738.89	1515.79	11.11	15.45
Root Crops													
Sweet Potato	260.00 - 400.00	331.00	329.00	312.33	2.00	5.98	Anguluwa	2200.00 - 2400.00	2292.31	2300.00	2200.00	-7.69	4.20
Manioc	160.00 - 260.00	217.06	205.71	213.87	11.34	1.49	Maduwa	1400.00 - 1600.00	1471.43				
Leafy Vegetable													
Mukunuwenna	40.00 - 80.00	71.76	72.22	67.10	-0.46	6.96	Koduwa						
Kankun	40.00 - 80.00	71.25	72.22	66.77	-0.97	6.70	Salaya	1000.00 - 1400.00	1187.50	1240.00	1105.56	-52.50	7.41
Gotukola	240.00 - 320.00	273.85	253.33	98.57	20.51	177.81	Meat						
Beef (without Bones)													
Chicken (Broiler)													
Chicken (Curry)													
Mutton													
Pork													

This Week: Week 19: 09 - 15 May 2025
Last Week: Week 18: 02 - 08 May 2025

Table 16: Farmgate/Producer Prices of Food Commodities in Selected Producing Areas (Rs/kg)

Week 19: 09 - 15 May 2025

COMMODITY	Range	Average Price	COMMODITY	Range	Average Price	COMMODITY	Range	Average Price
<u>Paddy</u>			<u>Vegetable (Up Country)</u>			Snake Gourd		
Short Grain			Beans			Dambulla	240.00 - 280.00	256.00
A'pura	135.00 - 139.00	136.60	Dambulla	390.00 - 450.00	422.00	Hambantota	-	
P'naruwa	137.00 - 140.00	138.00	Welimada	380.00 - 415.00	401.00	Embilipitiya	300.00 - 320.00	310.00
Kalawewa	135.00 - 140.00	137.00	Badulla	280.00 - 350.00	316.67	Matara	-	
Kurunegala	129.00 - 133.00	131.00	Carrot			A'pura	180.00 - 200.00	188.00
Dehiattakandiya	132.00 - 133.00	132.67	N'Eliya	660.00 - 700.00	684.00	Luffa		
Nikaweratiya	130.00 - 135.00	132.40	Welimada	740.00 - 760.00	752.00	Dambulla	240.00 - 280.00	257.50
Ampara	135.00 - 135.00	135.00	Hanguranketha	-		Hambantota	-	
Long Grain (White)			Leeks			Embilipitiya	340.00 - 360.00	350.00
A'pura	128.00 - 132.00	129.60	N'Eliya	130.00 - 140.00	136.00	Matara	-	
P'naruwa	128.00 - 132.00	130.00	Welimada	140.00 - 155.00	148.00	A'pura	300.00 - 320.00	308.00
Kalawewa	128.00 - 132.00	130.00	Beetroot			Green Chillies		
Kurunegala	125.00 - 129.00	127.25	N'Eliya	300.00 - 320.00	308.00	Dambulla	190.00 - 250.00	222.50
Dehiattakandiya	130.00 - 130.00	130.00	Dambulla	-		Hambantota	-	
Embilipitiya	-		Kurunegala	-		Embilipitiya	380.00 - 400.00	390.00
Nikaweratiya	128.00 - 130.00	129.00	Welimada	300.00 - 315.00	305.00	Puttalam	180.00 - 210.00	193.33
Hambantota	-		Hanguranketha	-		A'pura	250.00 - 300.00	270.00
Ampara	130.00 - 132.00	131.00	Knol Khol			Pumpkin		
Long Grain (Red)			N'Eliya	180.00 - 220.00	196.00	Dambulla	120.00 - 130.00	124.00
Matara	130.00 - 132.00	130.67	Welimada	200.00 - 220.00	212.00	Hambantota	-	
Hambantota	130.00 - 135.00	132.33	Hanguranketha	-		Embilipitiya	180.00 - 200.00	190.00
Embilipitiya	128.00 - 130.00	129.00	Raddish			Matara	-	
Keeri Samba			N'Eliya	80.00 - 90.00	84.00	A'pura	140.00 - 160.00	148.00
A'pura	147.00 - 153.00	149.40	Welimada	70.00 - 85.00	77.00	Moneragala	120.00 - 140.00	128.00
P'naruwa	153.00 - 156.00	154.60	Hambantota	-		Cucumber		
Kalawewa	145.00 - 150.00	146.80	Hanguranketha	-		A'pura	50.00 - 60.00	54.00
Kurunegala	139.00 - 144.00	141.25	Cabbage			Dambulla	35.00 - 45.00	39.60
Dehiattakandiya	147.00 - 150.00	148.00	N'Eliya	420.00 - 440.00	428.00	Hambantota	-	
Red Onion			Welimada	320.00 - 350.00	335.00	Matara	35.00 - 45.00	40.00
Puttalam	200.00 - 253.00	229.60	Badulla	350.00 - 420.00	383.33	Long Beans		
Jaffna	-		Hanguranketha	-		Dambulla	90.00 - 125.00	106.00
Big Onion			Tomato			Hambantota	200.00 - 240.00	220.00
Dambulla	-		Welimada	420.00 - 430.00	425.00	Embilipitiya	200.00 - 220.00	210.00
Kalawewa	-		Hambantota	-		Matara	200.00 - 240.00	220.00
A'pura	-		Dambulla	440.00 - 490.00	464.00	A'pura	140.00 - 160.00	148.00
Potato			Hanguranketha	-		Ash Plantain		
N'Eliya	230.00 - 245.00	236.00	Vegetable (Low Country)			Hambantota	-	
Badulla	220.00 - 240.00	231.67	Ladies Fingers			Embilipitiya	60.00 - 70.00	63.33
Welimada	200.00 - 225.00	213.00	A'pura	180.00 - 200.00	188.00	Matara	75.00 - 85.00	80.00
Pulses			Dambulla	86.00 - 95.00	90.20	Lime		
Green Gram			Hambantota	240.00 - 250.00	245.00	Hambantota	-	
Hambantota	-		Embilipitiya	140.00 - 160.00	150.00	Embilipitiya	280.00 - 300.00	290.00
Moneragala	600.00 - 650.00	620.00	Matara	220.00 - 240.00	230.00	Moneragala	200.00 - 220.00	208.00
Embilipitiya	550.00 - 560.00	555.00	Brinjal			Fruits (Rs/kg)		
Nikaweratiya	600.00 - 650.00	616.67	A'pura	280.00 - 300.00	288.00	Banana		
A'pura	550.00 - 600.00	570.00	Dambulla	340.00 - 380.00	360.00	Ambul		
Cowpea			Hambantota	300.00 - 350.00	325.00	Moneragala	40.00 - 50.00	44.00
Hambantota	-		Embilipitiya	300.00 - 320.00	310.00	Embilipitiya	15.00 - 20.00	18.25
Nikaweratiya	500.00 - 550.00	516.67	Matara	250.00 - 280.00	263.33	Hambantota	40.00 - 50.00	45.00
Moneragala	350.00 - 400.00	370.00	Welimada	330.00 - 350.00	342.00	Kolikuttu		
Embilipitiya	440.00 - 450.00	445.00	Capsicum			Moneragala	120.00 - 140.00	128.00
Maize			Badulla	780.00 - 850.00	816.67	Embilipitiya	100.00 - 140.00	122.50
A'pura	-		Welimada	700.00 - 725.00	711.25	Hambantota	150.00 - 160.00	155.00
Kalawewa	-		Bitter Gourd			Papaw		
Gingelly			A'pura	420.00 - 440.00	428.00	Moneragala	50.00 - 55.00	52.00
A'pura	-		Dambulla	360.00 - 400.00	382.50	Embilipitiya	60.00 - 70.00	66.67
Kalawewa	-		Hambantota	-		Hambantota	-	
Black Gram			Embilipitiya	420.00 - 430.00	425.00	Pineapple		
A'pura	-		Matara	290.00 - 330.00	306.67	Divulapitiya	-	
Kalawewa	-							

Annex 01 - Colombo Markets: Retail Prices of Rice and Subsidiary Food Crops (Rs/kg)

Week 19: 09 - 15 May 2025

27

CROP	PELIYAGODA	MAHARAGAMA	KIRULAPONE	NUGEGODA	NARAHENPITA	DEMATAGODA	THOTALANGA	KADAWATHA	KIRIBATHGODA
<u>Rice</u>									
Local									
Samba 1	245.00 - 250.00	-	240.00 - 240.00	-	250.00 - 250.00	-	260.00 - 260.00	240.00 - 240.00	245.00 - 260.00
Samba 2	-	-	-	-	-	-	-	-	-
Keeri Samba	260.00 - 280.00	-	-	260.00 - 260.00	260.00 - 290.00	290.00 - 290.00	280.00 - 290.00	260.00 - 260.00	260.00 - 260.00
Nadu 1	230.00 - 240.00	-	230.00 - 230.00	230.00 - 230.00	230.00 - 240.00	240.00 - 240.00	230.00 - 240.00	230.00 - 230.00	230.00 - 230.00
Nadu 2	-	-	-	-	-	-	-	-	-
Raw (Red)	220.00 - 230.00	-	220.00 - 220.00	220.00 - 220.00	220.00 - 220.00	220.00 - 240.00	230.00 - 240.00	220.00 - 220.00	220.00 - 240.00
Raw (White)	220.00 - 220.00	-	220.00 - 220.00	-	220.00 - 220.00	220.00 - 230.00	230.00 - 230.00	220.00 - 220.00	220.00 - 220.00
Imported									
Samba	240.00 - 250.00	-	260.00 - 260.00	240.00 - 240.00	240.00 - 260.00	-	250.00 - 260.00	240.00 - 240.00	-
Nadu	230.00 - 230.00	-	-	-	-	-	240.00 - 240.00	220.00 - 220.00	220.00 - 220.00
Raw (Red)	-	-	-	-	-	-	-	-	-
Raw (White)	220.00 - 220.00	-	210.00 - 210.00	-	-	-	-	-	220.00 - 220.00
<u>Dried Chillies</u>									
Imported	650.00 - 700.00	-	800.00 - 900.00	-	700.00 - 900.00	850.00 - 850.00	700.00 - 850.00	720.00 - 720.00	750.00 - 900.00
<u>Red Onion</u>									
Sinnan	-	-	-	-	-	-	-	-	-
Vedalan	350.00 - 350.00	-	400.00 - 480.00	-	-	440.00 - 500.00	350.00 - 350.00	400.00 - 400.00	-
Imported	380.00 - 380.00	400.00 - 400.00	-	-	400.00 - 400.00	-	-	400.00 - 400.00	400.00 - 440.00
<u>Big Onion</u>									
Imported	130.00 - 160.00	150.00 - 150.00	180.00 - 180.00	-	160.00 - 200.00	160.00 - 200.00	130.00 - 160.00	130.00 - 140.00	160.00 - 200.00
Local	-	-	-	-	-	-	-	-	-
<u>Potato</u>									
Welimada	-	-	-	-	-	-	-	-	-
N'Eliya	-	-	360.00 - 360.00	-	440.00 - 440.00	-	360.00 - 360.00	-	360.00 - 440.00
Imported	200.00 - 240.00	-	240.00 - 240.00	-	240.00 - 240.00	240.00 - 260.00	230.00 - 260.00	240.00 - 240.00	200.00 - 240.00
<u>Pulses</u>									
Green Gram	800.00 - 850.00	-	800.00 - 1000.00	1000.00 - 1000.00	1000.00 - 1000.00	880.00 - 900.00	800.00 - 900.00	820.00 - 820.00	1000.00 - 1000.00
Cowpea (White)	700.00 - 800.00	-	900.00 - 900.00	-	880.00 - 900.00	-	1000.00 - 1000.00	720.00 - 720.00	1000.00 - 1000.00
Cowpea (Red)	780.00 - 800.00	-	900.00 - 900.00	-	880.00 - 900.00	720.00 - 720.00	700.00 - 800.00	720.00 - 720.00	900.00 - 900.00
Red Dhal	270.00 - 290.00	-	280.00 - 280.00	320.00 - 320.00	300.00 - 320.00	290.00 - 300.00	275.00 - 280.00	270.00 - 270.00	320.00 - 320.00

Annex 02 - Colombo Markets: Retail Prices of Vegetables (Rs/kg) and Coconut (Rs/nut)

Week 19: 09 - 15 May 2025

28

CROP	PELIYAGODA	MAHARAGAMA	KIRULAPONE	NUGEGODA	NARAHENPITA	DEMATAGODA	THOTALANGA	KADAWATHA	KIRIBATHGODA
<i>Vegetable</i>									
Beans	550.00 - 560.00	800.00 - 800.00	600.00 - 720.00	800.00 - 800.00	600.00 - 660.00	600.00 - 720.00	650.00 - 700.00	800.00 - 800.00	700.00 - 800.00
Carrot	600.00 - 650.00	1200.00 - 1200.00	800.00 - 1000.00	1200.00 - 1200.00	1000.00 - 1200.00	800.00 - 800.00	600.00 - 650.00	750.00 - 800.00	800.00 - 800.00
Leeks	240.00 - 260.00	320.00 - 320.00	320.00 - 400.00	400.00 - 400.00	320.00 - 340.00	400.00 - 400.00	240.00 - 260.00	240.00 - 260.00	300.00 - 360.00
Beetroot	420.00 - 450.00	600.00 - 600.00	600.00 - 600.00	650.00 - 650.00	560.00 - 600.00	650.00 - 650.00	500.00 - 650.00	640.00 - 650.00	550.00 - 560.00
Knolkhol	300.00 - 340.00	480.00 - 480.00	480.00 - 480.00	480.00 - 480.00	450.00 - 480.00	-	350.00 - 450.00	420.00 - 450.00	400.00 - 400.00
Raddish	130.00 - 140.00	320.00 - 320.00	320.00 - 320.00	360.00 - 360.00	250.00 - 280.00	260.00 - 260.00	240.00 - 250.00	240.00 - 260.00	340.00 - 360.00
Cabbage	420.00 - 450.00	560.00 - 560.00	600.00 - 600.00	640.00 - 640.00	520.00 - 530.00	560.00 - 560.00	550.00 - 600.00	650.00 - 650.00	560.00 - 600.00
Tomato	680.00 - 750.00	800.00 - 800.00	800.00 - 1000.00	1000.00 - 1000.00	800.00 - 800.00	1100.00 - 1200.00	950.00 - 1000.00	1100.00 - 1200.00	900.00 - 1100.00
Ladies Fingers	280.00 - 300.00	480.00 - 480.00	400.00 - 400.00	520.00 - 520.00	350.00 - 400.00	400.00 - 400.00	360.00 - 400.00	520.00 - 520.00	360.00 - 400.00
Brinjal	400.00 - 450.00	640.00 - 640.00	520.00 - 600.00	650.00 - 650.00	450.00 - 480.00	600.00 - 600.00	500.00 - 550.00	650.00 - 650.00	550.00 - 560.00
Capsicum	650.00 - 700.00	1200.00 - 1200.00	800.00 - 1000.00	1200.00 - 1200.00	760.00 - 800.00	1200.00 - 1200.00	900.00 - 1200.00	1100.00 - 1200.00	950.00 - 1100.00
Pumpkin	230.00 - 240.00	400.00 - 400.00	320.00 - 400.00	400.00 - 400.00	260.00 - 280.00	350.00 - 400.00	240.00 - 250.00	240.00 - 280.00	250.00 - 260.00
Cucumber	130.00 - 140.00	240.00 - 240.00	200.00 - 240.00	240.00 - 240.00	160.00 - 180.00	230.00 - 240.00	150.00 - 180.00	220.00 - 240.00	230.00 - 240.00
Bitter Gourd	400.00 - 420.00	600.00 - 600.00	600.00 - 600.00	680.00 - 680.00	560.00 - 600.00	560.00 - 560.00	550.00 - 560.00	650.00 - 680.00	560.00 - 600.00
Snake Gourd	320.00 - 350.00	480.00 - 480.00	400.00 - 520.00	600.00 - 600.00	560.00 - 600.00	-	450.00 - 550.00	520.00 - 540.00	480.00 - 550.00
Drumstick	950.00 - 1000.00	1600.00 - 1600.00	1400.00 - 1500.00	1600.00 - 1600.00	1200.00 - 1400.00	-	1300.00 - 1400.00	1400.00 - 1400.00	1100.00 - 1200.00
Luffa	350.00 - 400.00	600.00 - 600.00	520.00 - 600.00	600.00 - 600.00	450.00 - 480.00	-	400.00 - 450.00	480.00 - 520.00	450.00 - 460.00
Long Beans	300.00 - 320.00	620.00 - 620.00	400.00 - 400.00	520.00 - 520.00	360.00 - 400.00	340.00 - 340.00	450.00 - 500.00	360.00 - 420.00	460.00 - 520.00
Ash Plantain	130.00 - 140.00	350.00 - 350.00	280.00 - 280.00	350.00 - 350.00	200.00 - 220.00	350.00 - 350.00	240.00 - 260.00	240.00 - 260.00	320.00 - 340.00
Green Chillies	300.00 - 350.00	600.00 - 600.00	500.00 - 600.00	600.00 - 600.00	500.00 - 520.00	600.00 - 600.00	280.00 - 300.00	400.00 - 480.00	380.00 - 400.00
Lime	500.00 - 500.00	400.00 - 400.00	600.00 - 600.00	600.00 - 600.00	500.00 - 550.00	600.00 - 600.00	350.00 - 400.00	400.00 - 400.00	360.00 - 450.00
<i>Root Crops</i>									
Sweet Potato	280.00 - 300.00	400.00 - 400.00	320.00 - 400.00	400.00 - 400.00	340.00 - 360.00	400.00 - 400.00	260.00 - 280.00	320.00 - 340.00	280.00 - 360.00
Manioc	180.00 - 200.00	220.00 - 220.00	220.00 - 240.00	240.00 - 240.00	230.00 - 240.00	-	160.00 - 180.00	200.00 - 240.00	260.00 - 260.00
<i>Leafy Vegetable</i>									
Mukunuwenna	40.00 - 50.00	80.00 - 80.00	70.00 - 70.00	80.00 - 80.00	80.00 - 80.00	80.00 - 80.00	50.00 - 60.00	80.00 - 80.00	80.00 - 80.00
Kankun	40.00 - 50.00	80.00 - 80.00	70.00 - 70.00	80.00 - 80.00	80.00 - 80.00	80.00 - 80.00	50.00 - 60.00	80.00 - 80.00	80.00 - 80.00
Gotukola	-	260.00 - 260.00	280.00 - 320.00	260.00 - 280.00	240.00 - 260.00	-	240.00 - 260.00	280.00 - 320.00	280.00 - 280.00
<i>Coconut</i>									
Large	205.00 - 205.00	230.00 - 230.00	210.00 - 210.00	230.00 - 230.00	220.00 - 220.00	220.00 - 220.00	230.00 - 240.00	230.00 - 240.00	220.00 - 230.00
Small	185.00 - 195.00	200.00 - 200.00	180.00 - 180.00	195.00 - 195.00	195.00 - 200.00	190.00 - 195.00	190.00 - 200.00	195.00 - 200.00	190.00 - 195.00

Annex 03 - Colombo Markets: Retail Prices of Fruits (Rs/fruit)

Week 19: 09 - 15 May 2025

29

CROP	PELIYAGODA	MAHARAGAMA	KIRULAPONE	NUGEGODA	NARAHENPITA	DEMATAGODA	THOTALANGA	KADAWATHA	KIRIBATHGODA
<i>Plantain</i>									
Ambul (Rs/Kg)	100.00 - 150.00	-	180.00 - 220.00	200.00 - 200.00	180.00 - 200.00	120.00 - 120.00	100.00 - 150.00	140.00 - 160.00	100.00 - 180.00
Kolikuttu (Rs/Kg)	200.00 - 250.00	-	300.00 - 350.00	300.00 - 300.00	330.00 - 350.00	300.00 - 300.00	250.00 - 280.00	270.00 - 300.00	200.00 - 280.00
Seeni (Rs/Kg)	100.00 - 150.00	-	200.00 - 200.00	200.00 - 200.00	200.00 - 200.00	-	100.00 - 150.00	160.00 - 170.00	150.00 - 180.00
Anamalu	29.00 - 31.00	-	44.00 - 44.00	50.00 - 50.00	43.00 - 58.00	-	29.00 - 35.00	43.00 - 43.00	26.00 - 29.00
Ambun	40.00 - 50.00	-	70.00 - 70.00	70.00 - 70.00	50.00 - 64.00	-	40.00 - 50.00	60.00 - 60.00	50.00 - 56.00
<i>Pineapple</i>									
Large	420.00 - 450.00	-	420.00 - 520.00	450.00 - 520.00	450.00 - 500.00	420.00 - 420.00	390.00 - 390.00	420.00 - 425.00	420.00 - 450.00
Medium	300.00 - 330.00	-	300.00 - 400.00	350.00 - 400.00	350.00 - 400.00	350.00 - 350.00	300.00 - 300.00	350.00 - 350.00	300.00 - 350.00
Small	240.00 - 260.00	-	240.00 - 280.00	280.00 - 320.00	280.00 - 320.00	280.00 - 280.00	240.00 - 240.00	280.00 - 280.00	240.00 - 280.00
<i>Mango</i>									
Betti	-	-	-	-	-	-	-	-	-
Karthakolomban	400.00 - 400.00	-	370.00 - 400.00	400.00 - 400.00	350.00 - 400.00	-	-	-	-
Vilad	-	-	-	-	-	-	-	-	-
Kohu	-	-	-	-	-	-	-	-	-
<i>Other Fruits</i>									
Wood Apple	160.00 - 170.00	-	-	200.00 - 200.00	-	-	160.00 - 160.00	200.00 - 200.00	167.00 - 180.00
Orange	90.00 - 90.00	-	120.00 - 120.00	-	100.00 - 100.00	-	100.00 - 100.00	60.00 - 80.00	80.00 - 83.00
Avocado	200.00 - 250.00	-	200.00 - 200.00	200.00 - 200.00	200.00 - 250.00	-	-	200.00 - 200.00	-
Slime Apple	50.00 - 60.00	-	120.00 - 120.00	-	125.00 - 125.00	100.00 - 100.00	50.00 - 63.00	60.00 - 66.00	66.00 - 83.00
Grapes (Rs/Kg)	2000.00 - 2500.00	-	2500.00 - 2800.00	-	2300.00 - 2500.00	-	2000.00 - 2200.00	1800.00 - 1800.00	1800.00 - 2300.00
Papaw (Rs/Kg)	120.00 - 150.00	-	250.00 - 250.00	220.00 - 220.00	180.00 - 200.00	160.00 - 200.00	140.00 - 160.00	120.00 - 200.00	120.00 - 150.00
Passion	65.00 - 65.00	-	80.00 - 80.00	-	70.00 - 70.00	-	40.00 - 40.00	45.00 - 70.00	50.00 - 80.00
King Coconut	180.00 - 200.00	-	250.00 - 250.00	-	200.00 - 200.00	250.00 - 250.00	220.00 - 220.00	180.00 - 200.00	200.00 - 200.00

Annex 04 - Colombo Markets: Retail Prices of Sea Fish and Dried Fish (Rs/kg)

Week 19: 09 - 15 May 2025

30

CROP	PELIYAGODA	MAHARAGAMA	KIRULAPONE	NUGEGODA	NARAHENPITA	DEMATAGODA	THOTALANGA	KADAWATHA	KIRIBATHGODA
<i>Sea Fish</i>									
Salaya	450.00 - 550.00	640.00 - 640.00	-	-	700.00 - 700.00	-	440.00 - 450.00	520.00 - 600.00	560.00 - 560.00
Hurulla	1200.00 - 1300.00	-	-	-	-	-	-	1360.00 - 1400.00	1400.00 - 1400.00
Balaya	1250.00 - 1350.00	-	-	-	-	-	1600.00 - 1600.00	-	1600.00 - 1600.00
Kelawalla	1700.00 - 1800.00	2800.00 - 2800.00	-	-	-	-	2400.00 - 2600.00	2600.00 - 2800.00	2600.00 - 2700.00
Thora	2200.00 - 2550.00	3200.00 - 3200.00	-	-	-	-	3200.00 - 3200.00	3200.00 - 3400.00	3400.00 - 3400.00
Paraw	1450.00 - 1550.00	2600.00 - 2600.00	-	-	-	-	2200.00 - 2200.00	-	2400.00 - 2600.00
Mora	-	-	-	-	-	-	-	-	-
Shrimps Small	2150.00 - 2300.00	2400.00 - 2400.00	-	-	-	-	2400.00 - 2400.00	2200.00 - 2400.00	2400.00 - 2400.00
Talopath	2000.00 - 2300.00	2800.00 - 2800.00	-	-	3600.00 - 3600.00	-	2800.00 - 2800.00	2800.00 - 3000.00	3000.00 - 3200.00
<i>Eggs (Rs/egg)</i>									
Brown	28.00 - 28.00	28.00 - 28.00	28.00 - 28.00	28.00 - 28.00	28.00 - 28.00	28.00 - 28.00	28.00 - 28.00	30.00 - 31.00	30.00 - 31.00
White	27.00 - 27.00	26.00 - 26.00	26.00 - 26.00	25.00 - 25.00	25.00 - 26.00	25.00 - 27.00	26.00 - 26.00	28.00 - 29.00	28.00 - 30.00
<i>Dried Fish</i>									
Sprats	1400.00 - 1500.00	1600.00 - 1600.00	2000.00 - 2000.00	1600.00 - 1800.00	2000.00 - 2000.00	1600.00 - 2000.00	1600.00 - 1800.00	1600.00 - 2000.00	2000.00 - 2000.00
Kattawa	2000.00 - 2400.00	2200.00 - 2400.00	-	2400.00 - 2400.00	2400.00 - 2400.00	-	2400.00 - 2400.00	2400.00 - 2400.00	2300.00 - 2400.00
Thora	-	-	-	-	-	-	-	-	-
Mora	2200.00 - 2400.00	2400.00 - 2600.00	2600.00 - 2600.00	2600.00 - 2600.00	2600.00 - 2600.00	2600.00 - 2600.00	2600.00 - 2600.00	2400.00 - 2600.00	2500.00 - 2600.00
Balaya	1500.00 - 1600.00	1600.00 - 1800.00	1800.00 - 1800.00	1600.00 - 1800.00	1800.00 - 1800.00	1800.00 - 2000.00	1800.00 - 1800.00	1600.00 - 1800.00	1800.00 - 1800.00
Anguluwa	2200.00 - 2200.00	2400.00 - 2400.00	2400.00 - 2400.00	2200.00 - 2400.00	-	-	-	2400.00 - 2400.00	2200.00 - 2400.00
Salaya	1200.00 - 1200.00	1200.00 - 1400.00	1400.00 - 1400.00	1200.00 - 1200.00	-	1000.00 - 1000.00	1000.00 - 1200.00	1200.00 - 1400.00	1400.00 - 1400.00
<i>Meat</i>									
Beef (without Bones)	-	-	-	-	-	-	2600.00 - 2600.00	2800.00 - 2800.00	-
Chicken (Broiler)	-	-	-	-	1150.00 - 1150.00	-	1100.00 - 1100.00	1160.00 - 1175.00	1200.00 - 1200.00
Chicken (Curry)	-	-	-	-	1150.00 - 1150.00	-	950.00 - 950.00	1100.00 - 1100.00	1100.00 - 1100.00
Mutton	-	-	-	-	-	-	3400.00 - 3400.00	3800.00 - 3800.00	4000.00 - 4000.00
Pork	-	-	-	-	-	-	-	1700.00 - 1700.00	1700.00 - 1700.00

Annex 05 : Food Composition of Selected Food Commodities

Commodity	Energy (kcal/100g)	Protein (g/100g)	Total fat (g/100g)	Retinol Eq (µ g/100g)	Vit B2 (mg/100g)	Vit B6 (mg/100g)	Folate (µg/100g)	Vit C (mg/100g)	Calcium (mg/100g)	Magnesium (mg/100g)	Iron (mg/100g)	Zinc (mg/100g)
Rice												
Rice - (white Kekulu - normal)	361	9.88	1.52	-	0.03	0.09	10.67	-	6.94	26.29	1.22	1.5
Rice - (white Kekulu Samba)	355	8.81	1.53	-	0.03	0.09	8.11	-	9.82	30.48	0.92	1.7
Rice - (Red Kekulu - normal)	366	8.64	2.12	-	0.05	0.1	8.39	-	4.73	31.7	0.88	1.84
Rice -Samba	369	6.86	2.45	-	0.05	0.13	12.79	-	8.71	37.26	1.18	1.49
Rice - Nadu White	366	7.76	1.48	-	0.03	0.12	9.35	-	4.57	20.1	0.64	1.61
Dried chillies	233	12.68	6.41	437	0.84	0.42	46.83	NA	107	231	5.39	1.65
Onion												
Big onions	48	1.67	0.24	0.16	0.01	0.1	32.99	7.58	14.82	16.94	0.45	0.25
Red onions	55	2.13	0.15	0.18	0.02	0.13	30.15	14.26	20.37	19.32	0.31	0.28
Potatoes	71	1.67	0.25		0.01	0.09	14.31	20.5	9.83	23.84	0.46	0.29
Pulses												
Green gram	290	21.97	0.93	19.5	0.28	0.33	135	NA	98.96	146	4.15	2.86
White cowpea	320	21.25	1.14	1.36	0.09	0.26	249	NA	84.1	213	5.04	3.57
Red cowpea	320	20.24	1.08	0.96	0.11	0.27	273	NA	81.83	194	4.95	3.4
Red Dhal	319	23.09	0.77	1.06	1.6	0.22	55	NA	41.27	66.63	7.45	3.34
Vegetables												
Beans	46	3.95	0.15	6.64	0.1	0.3	45.2	7.02	35.68	45.56	0.7	0.59
Carrot	30	0.85	0.45	1240	0.03	0.1	24.71	5.93	27.65	11.7	0.59	0.25
Leeks	30	1.74	0.49	18.56	0.02	0.19	42.63	4.65	29.28	11.77	1.49	0.43
Beetroot	31	2.12	0.15	1.52	0.01	0.09	108	4.51	20.29	34.88	0.77	0.29
Knolkhol	16	1.69	0.34		0.05	0.19	12.7	77.64	40.09	19.35	0.23	0.18
Radish	29	0.75	0.11		0.02	0.09	18.09	12.13	35.64	13.56	0.38	0.16
Cabbage	21	1.35	0.14	3.35	0.05	0.14	52.66	29.62	56.85	18.47	0.33	0.16

Tomatoes	20	0.88	0.56	165	0.03	0.09	20.16	25.58	9.69	14.93	0.31	0.12
Ladies fingers	26	2.06	0.19	12.41	0.08	0.28	70.62	24.48	92.26	55.23	0.96	0.44
Brinjal (Pandora Striped)	29	1.49	0.31	23	0.12	0.09	30.99	1.49	18.95	18	0.32	0.19
Brinjal (Chinese eggplant)	24	1.28	0.33	16.83	0.12	0.11	32.94	3.37	14.4	21.18	0.28	0.16
Capsicum	23	1.22	0.34	38.96	0.03	0.29	28.65	49.63	12.65	11.21	0.21	0.31
Pumpkin (Common)	31	0.86	0.3	30.41	0.02	0.09	17.72	8.73	18.75	9.93	0.49	0.25
Cucumber	19	0.98	0.24	0.58	0.01	0.08	19.66	4.08	22.1	18.22	0.67	0.21
Bitter gourd	19	1.47	0.23	55.08	0.05	0.06	53.1	46.89	25.19	35.81	1.75	0.26
Snake gourd (Dark green)	11	0.82	0.25	10.41	0.03	0.12	18.09	3.54	26.83	25.84	0.41	0.11
Snake gourd (Pale green)	11	0.89	0.25	5.14	0.03	0.07	16.52	2.85	27.11	21.77	0.47	0.2
Drumstick	30	2.48	0.12	3.13	0.06	0.12	60.48	92.33	22.27	28.51	0.5	0.26
Watakolu	12	0.86	0.15	59.33	0.01	0.07	25.48	6.41	14.67	14.01	4.42	0.45
Long beans	24	3.36	0.3	-	0.06	0.11	99.98	8.93	44.22	33.17	1.01	0.08
Ash Plantain	76	2.84	0.56	0.06	0.02	0.07	6.82	4.49	5.19	22.55	0.39	0.21
Green chillies	39	2.28	0.76	38.16	0.08	0.25	21.29	98.61	20.25	36.91	1.25	0.29
Limes	26	0.66	0.26	0.36	0.01	0.05	12.1	38.05	26	15.25	0.12	0.05
Kekiri	17	1.01	0.25	0.76	0.01	0.07	17.34	8.07	25.72	26.2	0.63	0.22
Ash pumpkin (Ash guord)	18	0.8	0.15		0.01	0.15	14.17	9.14	19.27	23.62	0.48	0.13
Cho-Cho	19	0.58	0.12	0.3	0.04	0.07	63.81	23.76	20.55	13.02	0.49	0.12
Thalana batu (Little prince)	21	1.28	0.39	24.33	0.12	0.09	38.63	2.4	12.38	19.62	0.31	0.22
Thalana batu (Thai eggplant)	21	1.45	0.26	18.33	0.11	0.09	31.18	2.71	17.24	37.22	0.37	0.24
Thibbatu	61	1.66	1.96	15.89	0.03	1.02	72.39	10.8	105	57.46	1.06	0.59
Kohila yams	27	0.64	0.16	1.72	0.01	0.14	4.64	1.67	52.33	33.95	0.61	1.62
Kehel muwa	19	1.36	0.63	4.27	0.02	0.12	40.51	8.16	35.09	31.43	0.38	0.39
Ambaralla	37	0.73	0.44	3.36	0.01	0.1	44.49	35.51	20.7	9.28	0.7	0.12
Mango	50	0.75	0.09	14.5	0.02	0.14	34.89	91.63	28.56	17.74	0.5	0.09
Mushroom	27	2.54	0.42	-	0.15	0.13	7.81	11.56	0.9	14.42	1.32	0.79
Dambala	21	1.84	0.2	38.74	0.08	0.4	33.69	19.82	68.24	31.38	1.2	0.44
Coconuts nuts	390	3.67	39.92	-	0.05	0.11	14.86	-				

Root Crop												
Sweet potato	108	1.27	0.33	NA	0.04	0.09	14.44	22.2	28.93	21.05	0.51	0.14
Manioc	78	0.92	0.19	NA	0.07	0.2	0.1	1.95	25.31	19.08	19.78	23.73
Nelum ala/Lotus root	79	1.94	0.93	NA	0.05	0.19	26.49	26.63	37.71	26.58	3.34	0.35
Kiriala	87	3.96	0.15	1.19	0.03	0.16	20.17	2.71	30.79	41.52	0.6	0.42
Iniala	103	3.2	0.3	33.14	0.01	0.22	22.19	13.03	40.99	28.98	1.31	0.29
Leafy Vegetables												
Mukunuwanna	28	3.15	0.55	92.25	0.09	0.27	96.14	3.24	135	45.38	1.7	1.03
Gotukola	15	0.64	0.47	226	0.07	0.23	70.11	6.74	96.31	41.42	1.25	0.66
Kankun	15	0.47	0.37	1614	0.08	0.4	33.69	19.82	49.21	18.35	1.32	0.44
Kathurumurunga	70	8.01	1.35	2097	0.33	0.22	120	121	901	96.64	4.36	0.53
Nivithi	22	2.2	0.47	959	0.06	0.11	74.05	10.26	163	61.37	1.49	0.67
Thampala	32	3.55	0.72	1474	0.21	0.22	74.27	82	258	209	3.5	1.4
Sarana	20	2.42	0.21	1149	0.03	0.13	58.54	9.89	59.57	42.93	0.13	0.75
Kohila leaves	33	4.1	0.83	300	0.02	0.17	56.76	5.56	19.5	20.32	0.25	0.3
Onion leaves	27	2.01	0.26	NA	0.04	0.18	56.8	23.38	35.21	74.95	3.15	0.77
Cabbage leaves	30	3.63	0.27	8.66	0.05	0.24	63.46	40.76	170	18.47	2.67	0.35
Salad leaves	19	1.05	0.24	NA	0.1	0.06	37.48	11.64	58.23	36.89	2.07	0.27
Cauliflower	23	2.09	0.48	0.14	0.06	0.11	46.67	50.17	22.44	18.52	0.76	0.27
Jackfruit pods	25	2.14	0.34	NA	0.03	0.04	30.7	24.77	37.32	26.08	0.3	0.17
Jackfruit seeds	77	5.66	0.44	NA	0.02	0.08	58.91	15.24	40.87	50.14	0.52	0.42
Meat												
Chicken	176	23.14	9.24	6.88	0.07	0.49	10.09	-	15.06	20.18	0.75	0.64
Beef	160	23.3	7.45	2.15	0.08	0.32	1.93	-	4.8	28.54	2.41	3.31
Mutton	138	20.37	6.23	2.7	0.13	0.28	1.73	-	7.58	19.5	1.62	5.05
Pork	161	18.83	9.5	1.9	0.09	0.28	8.15	-	6.58	8.9	0.79	0.8
Fish												
Balaya	96	21.28	1.12	21.01	0.15	0.12	7.89		6.45	26.02	0.68	0.46
Seer	136	22.28	5.18	81.9	0.07	0.16	15.45		9.85	36.73	0.41	0.74

Shark	95	21.6	0.83	1.11	0.04	0.11	8.57	8.44	32.58	0.41	0.74
Paraw	87	20.02	0.7	1.49	0.02	0.16	6.77	8.17	31.68	0.67	0.41
Thalapath	91	16.04	2.88	12.03	0.1	0.13	78.22	7.64	24.89	0.71	0.67
Kelawalla	109	21.47	2.55	15.95	0.17	0.73	77.39	13.35	33.82	0.68	0.64
Haedaella	87	19.88	0.78	12.18	0.04	0.06	11.7	36.6	53	0.54	0.65
Hurulla	88	17.08	2.18	10.02	0.14	1.66	61.66	103	35.45	1.24	1.05
Karalla / Katuwalla	97	21.8	1.06	1.25	0.02	0.1	14.38	37.06	39.05	0.24	0.42
Kumbala / Angila	101	21.51	1.53	16.34	0.1	0.1	7.13	31.27	37.46	1.46	0.67
Salaya / Sudaya	100	19.5	2.39	15.41	0.18	1.39	60.87	435	42.83	1.4	2.3
Theppli / Telapiya /Korali	83	18.48	1.08	17.14	0.18	0.18	8.29	99.39	24.96	2.84	0.88
Prawns	65	14.85	0.56	1.24	0.03	0.1	15.37	37.81	30.5	0.73	1.1
Crabs	45	10	0.55	8.33	0.14	0.18	13.83	37.81	45.93	0.73	1.1
Cuttle fish	76	16.82	0.93	1.93	0.02	0.04	6.22	8.73	35.46	0.62	1.3
Linna	112	20.3	3.37	15.78	0.23	0.68	59.78				
Coppara	97	22.89	0.56	21.51	0.04	0.12	8.08	7.2	30.08	1.2	0.58
Ray (Maduwa)	97	23.98	0.68	7.55	0.02	0.21	25.59	9.16	24.61	0.74	0.44

Dried Fish

Dried sprats	259	51.16	5.92	12.83	0.25	0.62	438	1178	162	3.06	4.2
Dried keeramin	311	49.6	12.42	12.92	0.13	2.41	144	555	166	2.58	3.19
Dried thalapath	289	54.68	8.04	9.38	0.04	0.43	97.8	62.75	110	1.96	1.45
Dried katta	275	50.04	8.31	2.48	0.03	0.35	80.4	86.55	92.17	1.47	1.16
Dried balaya	282	63.79	3.37	14.32	0.12	1.98	213	83.48	83.45	3.6	1.44
Dried shark / keelan	267	55.03	5.25	10.31	0.04	0.32	187	42.24	92.94	1.48	0.66

Eggs

Hen eggs (Country)	170	13.14	13	208	0.08	0.18	54.6	50.14	11.04	1.64	1.12
Hen eggs (Table)	135	13.55	9.03	200	0.19	0.19	49.46	63.3	12	2.39	1.73
Quail eggs	153	12.39	11.46	153	0.11	0.17	54.86	60.67	11.21	2.55	1.51

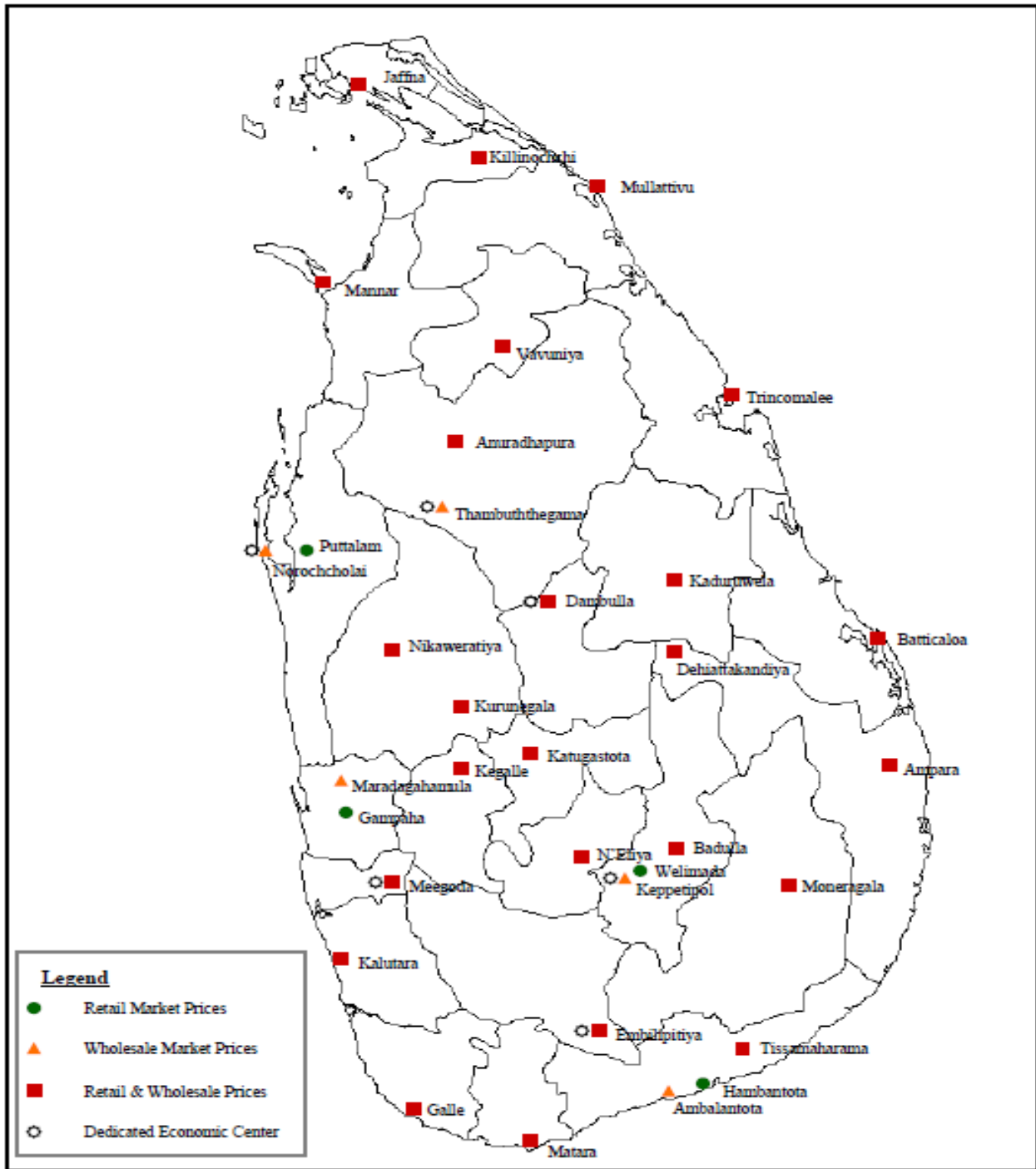
Fruits

Banana Embul	109	1.11	1.09	9.68	0.05	0.64	32.98	13.61	9.39	25.67	0.51	0.23
Anamaalu	102	1.04	0.72	16.4	0.04	0.65	21.07	3.66	8.06	27.02	0.51	0.23

Koli kuttu	107	1.38	0.34	8.8	0.03	0.47	18.12	7.71	8.56	38	0.32	0.14
Pineapple	37	0.41	0.17	5.76	0.04	0.12	17.86	39.36	10.37	10.71	0.3	0.09
Papaya	26	0.42	0.16	171	0.11	0.04	54.85	48.62	16.77	8.9	0.23	0.08
Mangoes (Karthakolomban)	79	0.8	0.92	259	0.01	0.1	35.52	17.74	3.12	6.72	0.1	0.08
Mangoes (Vilad)	44	0.76	0.58	146	0.05	0.26	67.6	29.97	16.93	14.79	0.65	0.19
Apple	62	0.29	0.64	0.36	0.02	0.08	3.43	2.9	3.12	6.72	0.1	0.08
Avacado	144	2.95	13.86	2	0.08	0.18	67.17	9.36	28.48	48.14	0.81	0.75
Wood apple	78	3.09	3.62	0.46	0.01	0.14	6.07	13.58	59.15	25.16	0.45	0.32
Orange	46	1.07	0.37	23.44	0.01	0.28	14.46	20.19	31.18	20.36	0.81	0.35
Guava	39	1.53	0.38	19.67	0.01	0.11	25.24	30.88	6.59	12.02	0.53	0.33
Grapes	49	0.95	10.69	3.22	0.04	0.1	7.07	20.51	7.27	6.86	0.28	0.07
Melon	19	0.65	0.16	130	0.02	0.11	6	8.24	4.05	9.76	0.15	0.1

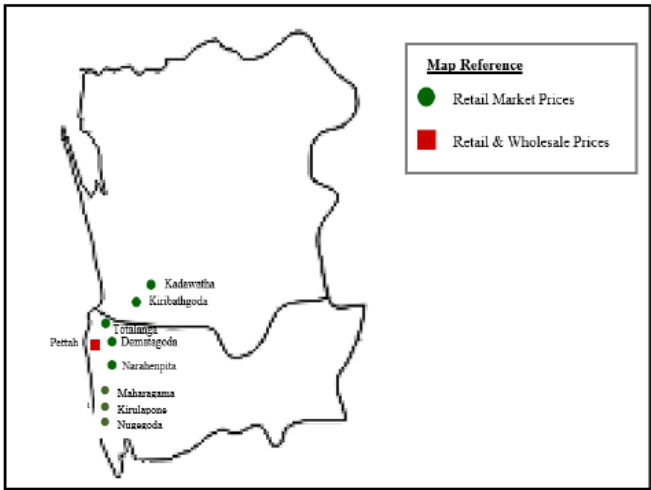
Source: Sri Lanka Food Composition Tables, Ministry of Health - 2021.

Price Collecting Areas



Legend

- Retail Market Prices
- ▲ Wholesale Market Prices
- Retail & Wholesale Prices
- Dedicated Economic Center





HARTI



Ministry of Agriculture

**Food Systems and Market Research Division & Data Management Division
Hector Kobbekaduwa Agrarian Research and Training Institute**

No. 114, Wijerama Mawatha, Colombo 07.

Phone: 011-2696981 Fax: 011-2682283

E-mail: mfpaharti@yahoo.com

Web: www.harti.gov.lk

www.mobitel.lk

**දෛනික චිළචිචි තොග මිල,
ජංගම දුරකථනයෙන්**

හෙක්ටර් කොච්චිකඩුව ගොවි කරියතු පර්යේෂණ
හා පුහුණුධර්මේ ආයතනය අනුමුතයෙන්

**මොබිටෙල්
ජංගම
මිල දර්ශනය**

ජාතික ජංගම දුරකථන ජාලයෙන්

6666
අමතන්න.

මොබිටෙල් අද මිල - අත දෙස
මොබිටෙල් ජංගම දුරකථන ජාලයෙන්
චිළචිචි තොග මිල දර්ශනය.

විකාශිතයාට රු.2/-
විකාශිතයාට රු.2/-