Hector Kobbekaduwa Agrarian Research and Training Institute
Data Management Division
(Wholesale Prices of Rice & Subsidiary Food Crops)

2025.09.02

Item	Pettah				Marandagahamula			
	Range	Average		Change *	Range	Average		Change *
	2025.09.02	2025.09.02	2025.09.01		2025.09.02	2025.09.02	2025.09.01	
Rice (Rs/kg)								
Samba 1	230.00 - 235.00	233.00	237.00	-4.00	238.00 - 244.00	240.80	240.60	0.20
Samba 2	225.00 - 228.00	226.20	227.00	-0.80	224.00 - 230.00	226.80	227.40	-0.60
Keeri Samba	280.00 - 310.00	296.00	288.00	8.00	275.00 - 280.00	277.80	277.60	0.20
Nadu 1	205.00 - 210.00	208.00	214.00	-6.00	220.00 - 225.00	223.00	222.40	0.60
Nadu 2	195.00 - 200.00	198.00	206.20	-8.20	185.00 - 190.00	187.60	187.00	0.60
Raw red	190.00 - 200.00	195.00	185.00	10.00	184.00 - 190.00	186.60	187.40	-0.80
Raw White	195.00 - 205.00	199.00	185.00	14.00	180.00 - 190.00	185.40	184.80	0.60
Imported Rice								
Ponne Samba	-				-			
Nadu	-				-			
Raw White	200.00 - 205.00	203.75	205.00	-1.25	-			
Raw red								
Subsidiary Food Crops								
Dried Chillies (Rs/Kg)								
Imported	600.00 - 650.00	624.00	624.00					
Local								
Onion (Rs/Kg)								
Sinnan	-		275.00					
Vedalan	280.00 - 320.00	300.00	300.00					
Imported	250.00 - 280.00	265.00	230.00	35.00				
Big Onion								
Imported	100.00 - 130.00	118.00	126.00	-8.00				
Local	-							
Potatoes (Rs/Kg)								
Welimada	230.00 - 250.00	240.00	245.00	-5.00				
Nuwaraeliya	270.00 - 280.00	275.00	285.00	-10.00				
Imported	165.00 - 190.00	177.50	178.75	-1.25				
Pulses (Rs/Kg)								
Green Gram	780.00 - 850.00	815.00	1025.00	-210.00				
Cowpea (White)	-		1062.50					
Red Dhal	240.00 - 245.00	243.00	243.00					
Consumption Item(Rs/Kg)								
Sugar(White)	228.00 - 230.00	229.00	217.50	11.50				
Wheat Flour	175.00 - 180.00	177.50	175.00	2.50				
Eggs (Rs/Egg)								
Brown	29.00 - 32.00	30.50	30.50					
White	27.00 - 30.00	28.50	27.50	1.00				

Data Management Division
Hector Kobbekaduwa Agrarian
Research and Training Institute
P.O. Box 1522
Colombo.

Hector Kobbekaduwa Agrarian Research and Training Institute
Data Management Division

Variety	2025.09.02 Peliyagoda Market	2025.09.02 Kandy Market	2025.09.02 Dambulla Market	2025.09.01 Meegoda Market	2025.09.02 Norochchole Market	2025.09.02 Thambuththegama Market	2025.09.02 Keppetipola Market	2025.09.02 Nuwaraeliya Market	2025.09.02 Bandarawela Market	2025.09.01 Veyangoda Market
Up Country Vegetable										
Beans	250 - 350	270 - 300	260 - 350	340 - 370	-	300 - 400	240 - 260	250 - 280	220 - 250	320 - 360
Carrot	160 - 200	220 - 240	160 - 220	220 - 270	-	260 - 300	150 - 180	220 - 240	150 - 200	220 - 260
Leeks	70 - 100	100 - 120	100 - 120	110 - 140	-	120 - 160	75 - 85	90 - 100	70 - 90	100 - 130
Beet root	60 - 80	70 - 80	55 - 70	60 - 80	-	90 - 100	-	-	-	60 - 90
Beet root (N Eliya)	100 - 120	100 - 120	70 - 80	-	-	-	80 - 90	90 - 100	80 - 100	-
Knolkhol	60 - 100	80 - 100	60 - 80	100 - 120	-	-	70 - 80	80 - 90	80 - 90	100 - 130
Raddish	60 - 80	80 - 100	40 - 60	100 - 130	-	80 - 100	60 - 70	70 - 80	60 - 80	80 - 120
Cabbage (N'Eliya)	-	160 - 170	-	-	-	-	100 - 130	140 - 160	80 - 100	-
Cabbage (Kandy)	130 - 180	100 - 140	130 - 150	140 - 180	-	150 - 220	-	-	-	150 - 180
Tomato	80 - 120	70 - 80	60 - 80	100 - 120	-	50 - 60	80 - 90	90 - 120	70 - 80	90 - 110
Low country Vegetable										
Ladies Fingers	100 - 130	110 - 120	90 - 110	120 - 150	-	70 - 80	-	-	110 - 130	110 - 140
Brinjals	200 - 300	250 - 280	250 - 350	350 - 400	-	300 - 350	250 - 280	-	230 - 270	350 - 400
Capsicum	200 - 280	250 - 270	150 - 200	250 - 300	-	200 - 260	320 - 350	340 - 360	280 - 320	250 - 300
Pumpkin	30 - 40	40 - 50	20 - 25	38 - 45	-	30 - 35	40 - 45	-	40 - 45	40 - 50
Cucumber	130 - 150	90 - 100	100 - 120	70 - 100	-	90 - 110	80 - 90	-	90 - 110	80 - 120
Bitter Gourd	250 - 300	300 - 320	250 - 350	280 - 320	-	300 - 350	-	-	280 - 300	280 - 330
Snake Gourd	130 - 150	150 - 180	100 - 130	130 - 150	-	120 - 140	-	-	150 - 160	150 - 200
Drumstick	200 - 350	220 240	-	180 - 230	-	100 - 130	220 - 240	-	220 - 250	180 - 220
Luffa	160 - 220	220 - 250	160 - 200	180 - 220	-	200 - 250	-	-	180 - 200	170 - 220
Long Beans	150 - 180	180 - 200	120 - 150	130 - 160	-	180 - 230	-	-	150 - 160	130 - 160
Ash Plantains	50 - 60	70 - 90	60 - 70	70 - 90	-	50 - 60	-	-	60 - 70	80 - 100
Green Chillies	100 - 120	150 - 180	80 - 130	140 - 170	-	120 - 150	160 - 200	-	130 - 180	140 - 180
Lime	350 - 500	450 - 550	480 - 600	600 - 650	-	450 - 550	-	-	550 - 650	640 - 680
Sweet Potatoe	100 - 130	120 - 140	70 - 110	110 - 130	-	80 - 100	120 - 130	-	120 - 130	120 - 140
Manioc	80 - 110	90 - 100	80 - 90	100 - 110	-	60 - 70	90 - 100	-	-	100 - 120
Eggplant	180 - 200	250 - 260	250 - 280	270 - 300	-	180 - 220			250 - 260	250 - 310
Potato(Imported)	165 - 190	175 - 185	165 - 180	170 - 190	-	170 - 185	-	-	170 - 190	170 - 185
Potato (Welimada)	230 - 250	230 - 240	-	-	-	-	220 - 240	-	-	-
Potato (Nuwaraeliya)	270 - 280	260 - 270	260 - 270	290 - 300	-	-	-	270 - 280	220 - 240	280 - 300
B'Onion Imported	100 - 130	130 - 145	90 - 120	105 - 135	-	130 - 135	120 - 140	-	140 - 145	98 - 130
Big-onion Local	-	-	130 - 140	-	-	-	-	-	-	-
Banana										
Ambul(Rs/Kg)	100 - 120	90 - 110								-
Kolikuttu	220 - 240	250 - 260								-
Seeni	80 - 100	90 - 110								-
Anamalu (Rs/Fruits)	29 - 30	-								-
Papaya (Rs/Kg)	100 - 120	110 - 120								-
Passion Fruits(Rs/Fruit	50 - 50									-
Other Fruits (Rs/Fruit)										
Pineapple - Large	300 - 320									
- Medium	260 - 280									-
- Small	200 - 230									-
Mango - Betti	-									
- Karathakolo	370 - 400									-
Woodapple	48 - 50									-
Avocado	115 - 130									-
Orange	42 - 42									-

Data Management Division
Hector Kobbekaduwa Agrarian
Research and Training Institute
P.O. Box 1522

හෙක්ටර් කොබ්බෑකඩුව ගොවිකටයුතු පර්යේෂණ හා පුහුණු කිරීමේ ආයතනය

Hector Kobbekaduwa Agrarian Research and Training Institute

දත්ත කළමනාකරණ අංශය

තොග මිල ගණන් (කිලෝවකට රුපියල්)

Wholesale Prices (Rs/Kg)

වර්ගය	2025.09.02 පැලියගොඩ වෙළඳපොළ	2025.09.02 මහනුවර වෙළඳපොළ	2025.09.02 දඹුල්ල වෙළඳපොළ	2025.09.01 මීගොඩ වෙළඳපොළ	2025.09.02 නොරොච්චෝලේ වෙළඳපොළ	2025.09.02 තඹුත්තේගම වෙළඳපොළ	2025.09.02 කැප්පෙටිපොළ වෙළඳපොළ	2025.09.02 නුවරඑළිය වෙළඳපොළ	2025.09.02 බණ්ඩාරවෙල වෙළඳපොළ	2025.09.01 වේයන්ගොඩ වෙළඳපොළ
උඩරට එළවළු										
බෝංචි	250 - 350	270 - 300	260 - 350	340 - 370	-	300 - 400	240 - 260	250 - 280	220 - 250	320 - 360
කැරට්	160 - 200	220 - 240	160 - 220	220 - 270	-	260 - 300	150 - 180	220 - 240	150 - 200	220 - 260
ලීක්ස්	70 - 100	100 - 120	100 - 120	110 - 140	-	120 - 160	75 - 85	90 - 100	70 - 90	100 - 130
බීට්රූට්	60 - 80	70 - 80	55 - 70	60 - 80	-	90 - 100	-	-	-	60 - 90
බීට්රූට් (නුවරඑළිය)	100 - 120	100 - 120	70 - 80	-	-	-	80 - 90	90 - 100	80 - 100	-
නෝකෝල්	60 - 100	80 - 100	60 - 80	100 - 120	-	-	70 - 80	80 - 90	80 - 90	100 - 130
රාබු	60 - 80	80 - 100	40 - 60	100 - 130	-	80 - 100	60 - 70	70 - 80	60 - 80	80 - 120
ගෝවා (නුවරඑළිය)	-	160 - 170	-	-	-	-	100 - 130	140 - 160	80 - 100	-
ගෝවා (නුවර)	130 - 180	100 - 140	130 - 150	140 - 180	-	150 - 220	-	-	-	150 - 180
තක්කාලි	80 - 120	70 - 80	60 - 80	100 - 120	-	50 - 60	80 - 90	90 - 120	70 - 80	90 - 110
පහතරට එළවළු										
බණ්ඩක්කා	100 - 130	110 - 120	90 - 110	120 - 150	-	70 - 80	-	-	110 - 130	110 - 140
වම්බටු	200 - 300	250 - 280	250 - 350	350 - 400	-	300 - 350	250 - 280	-	230 - 270	350 - 400
මාළු මිරිස්	200 - 280	250 - 270	150 - 200	250 - 300	-	200 - 260	320 - 350	340 - 360	280 - 320	250 - 300
වට්ටක්කා	30 - 40	40 - 50	20 - 25	38 - 45	-	30 - 35	40 - 45	-	40 - 45	40 - 50
පිපිඤ්ඤා	130 - 150	90 - 100	100 - 120	70 - 100	-	90 - 110	80 - 90	-	90 - 110	80 - 120
කරවිල	250 - 300	300 - 320	250 - 350	280 - 320	-	300 - 350	-	-	280 - 300	280 - 330
පතෝල	130 - 150	150 - 180	100 - 130	130 - 150	-	120 - 140	-	-	150 - 160	150 - 200
මුරුංගා	200 - 350	220 240	-	180 - 230	-	100 - 130	220 - 240	-	220 - 250	180 - 220
වැටකොළු	160 - 220	220 - 250	160 - 200	180 - 220	-	200 - 250	-	-	180 - 200	170 - 220
මෑකරල්	150 - 180	180 - 200	120 - 150	130 - 160	-	180 - 230	-	-	150 - 160	130 - 160
අළු කෙසෙල්	50 - 60	70 - 90	60 - 70	70 - 90	-	50 - 60	-	-	60 - 70	80 - 100
අමු මිරිස්	100 - 120	150 - 180	80 - 130	140 - 170	-	120 - 150	160 - 200	-	130 - 180	140 - 180
දෙහි	350 - 500	450 - 550	480 - 600	600 - 650	-	450 - 550	-	-	550 - 650	640 - 680
බතල	100 - 130	120 - 140	70 - 110	110 - 130	-	80 - 100	120 - 130	-	120 - 130	120 - 140
මඤ්ඤොක්කා	80 - 110	90 - 100	80 - 90	100 - 110	-	60 - 70	90 - 100	-	-	100 - 120
එළබටු	180 - 200	250 - 260	250 - 280	270 - 300	-	180 - 220			250 - 260	250 - 310
අර්තාපල් (ආනයනික)	165 - 190	175 - 185	165 - 180	170 - 190	-	170 - 185	-	-	170 - 190	170 - 185
අර්තාපල් (වැලිමඩ)	230 - 250	230 - 240	-	-	-	-	220 - 240	-	-	-
අර්තාපල් (නුවරඑළිය)	270 - 280	260 - 270	260 - 270	290 - 300	-	-	-	270 - 280	220 - 240	280 - 300
ලොකුළූණු (ආනයනික)	100 - 130	130 - 145	90 - 120	105 - 135	-	130 - 135	120 - 140	-	140 - 145	98 - 130
ලොකුළූණු දේශීය	-	-	130 - 140	-	-	-	-	-	-	-
කෙසෙල්										
ඇඹුල් (කිලෝවකට)	100 - 120	90 - 110								-
කෝලිකුට්ටු (කිලෝවකට)	220 - 240	250 - 260								-
සීනි (කිලෝවකට)	80 - 100	90 - 110								-
ආනමාළු (එකකට රු.)	29 - 30	-								-
ගස්ලබු (කිලෝවකට))	100 - 120	110 - 120								-
වැල්දොඩම් (එකකට රු.)	50 - 50									-
පළතුරු (එකකට රු.)										
අන්නාස -ලොකු ප්‍රමාණය	300 - 320									
- මධ්‍යම ප්‍රමාණය	260 - 280									-
- කුඩා ප්‍රමාණය	200 - 230									-
අඹ - බෙට්ටි	-									
-කර්තකොලොම්බන්	370 - 400									-
දිවුල්	48 - 50									-
අලිපේර	115 - 130									-
දොඩම්	42 - 42									-

Note:
Usually, the price collection for Veyangoda and Meegoda wholesale markets is done the previous day between 6.00 pm and 8.30 pm, and for all other wholesale markets, the price collection is done between 7.00 am and 2.00 pm.

Data Management Division
Hector Kobbekaduwa Agrarian Research and Training Institute
P.O. Box 1522
Colombo.

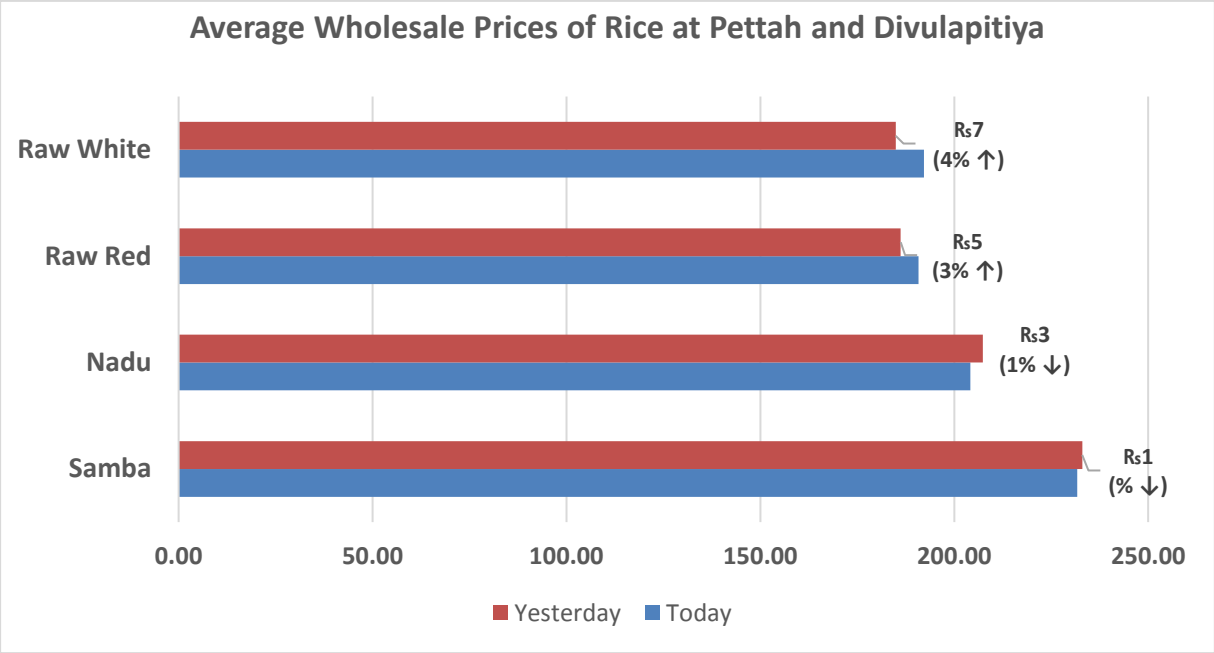
Average Wholesale Prices of Rice at Pettah and Divulapitiya
Raw White
Raw Red
Nadu
Samba
Rs7
(4% ↑)
Rs5
(3% ↑)
Rs3
(1% ↓)
Rs1
(% ↓)
0.00
50.00
100.00
150.00
200.00
250.00
Yesterday
Today

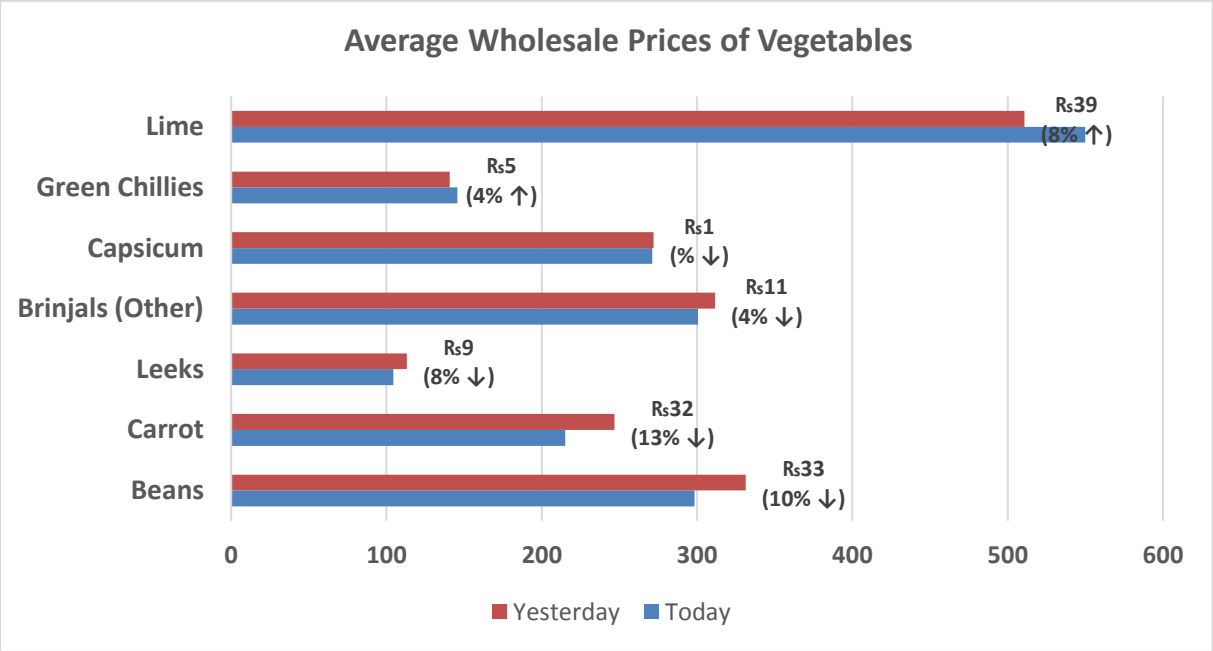
Average Wholesale Prices of Vegetables
Lime
Green Chillies
Capsicum
Brinjals (Other)
Leeks
Carrot
Beans
Rs39
(8% ↑)
Rs5
(4% ↑)
Rs1
(% ↓)
Rs11
(4% ↓)
Rs9
(8% ↓)
Rs32
(13% ↓)
Rs33
(10% ↓)
0
100
200
300
400
500
600
Yesterday
Today

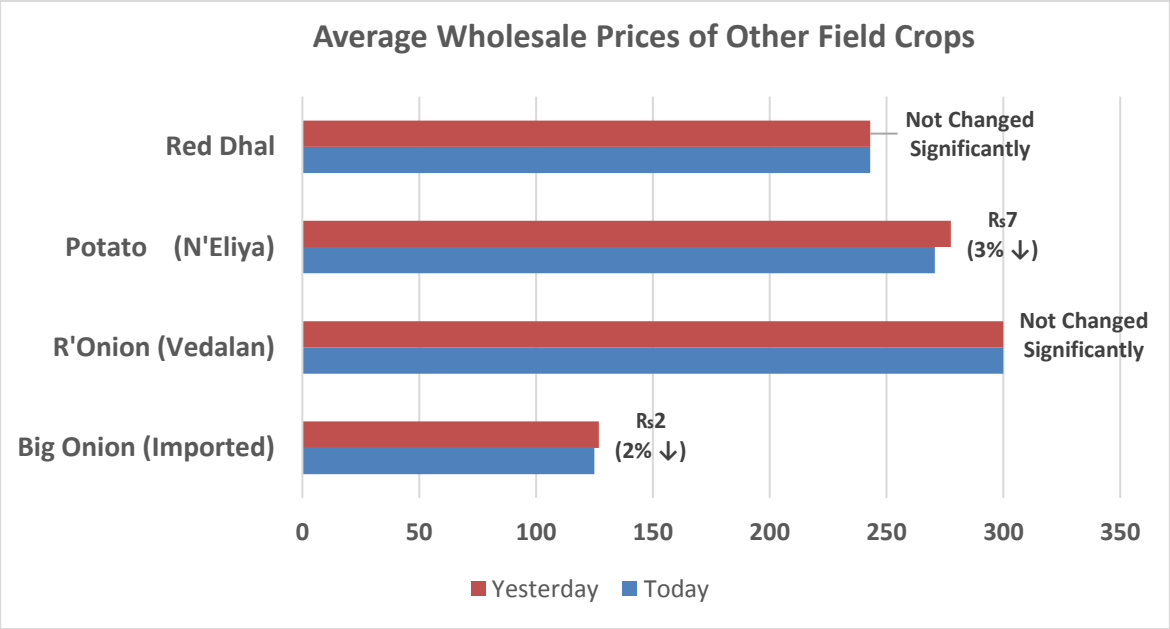
Average Wholesale Prices of Other Field Crops
Red Dhal
Potato (N'Eliya)
R'Onion (Vedalan)
Big Onion (Imported)
Not Changed Significantly
Rs7 (3% ↓)
Not Changed Significantly
Rs2 (2% ↓)
0
50
100
150
200
250
300
350
Yesterday
Today

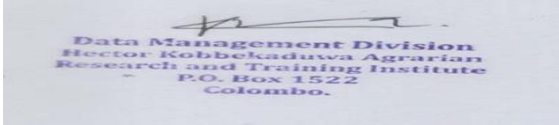
Data Management Division
Hector Kobbekaduwa Agrarian
Research and Training Institute
P.O. Box 1522
Colombo.