Hector Kobbekaduwa Agrarian Research and Training Institute
Data Management Division
(Wholesale Prices of Rice & Subsidiary Food Crops)

2025.06.30

Item	Pettah				Marandagahamula			
	Range	Average		Change *	Range	Average		Change *
	2025.06.30	2025.06.30	2025.06.27		2025.06.30	2025.06.30	2025.06.27	
Rice (Rs/kg)								
Samba 1	240.00 - 245.00	242.50	242.50		239.00 - 242.00	240.60	241.60	-1.00
Samba 2	235.00 - 238.00	236.50	236.50		234.00 - 236.00	234.80	234.60	0.20
Keeri Samba	270.00 - 300.00	285.00	285.00		260.00 - 272.00	267.60	270.00	-2.40
Nadu 1	220.00 - 225.00	221.75	221.75		220.00 - 225.00	223.60	226.20	-2.60
Nadu 2	215.00 - 218.00	216.50	216.50		214.00 - 215.00	214.40	217.00	-2.60
Raw red	200.00 - 210.00	204.00	204.00		200.00 - 203.00	201.40	207.80	-6.40
Raw White	200.00 - 210.00	205.00	205.00		204.00 - 206.00	204.60	208.80	-4.20
Imported Rice								
Ponne Samba	230.00 - 240.00	233.75	233.75		-			
Nadu	-				-			
Raw White	205.00 - 210.00	207.50	207.50		-			
Raw red								
Subsidiary Food Crops								
Dried Chillies (Rs/Kg)								
Imported	650.00 - 700.00	670.00	690.00	-20.00				
Local								
Onion (Rs/Kg)								
Sinnan	-							
Vedalan	450.00 - 480.00	462.00	388.00	74.00				
Imported	350.00 - 370.00	358.00	332.00	26.00				
Big Onion								
Imported	70.00 - 115.00	94.00	108.00	-14.00				
Local	-							
Potatoes (Rs/Kg)								
Welimada	-							
Nuwaraeliya	280.00 - 300.00	292.00	292.00					
Imported	160.00 - 200.00	176.00	167.00	9.00				
Pulses (Rs/Kg)								
Green Gram	750.00 - 850.00	790.00	750.00	40.00				
Cowpea	700.00 - 750.00	730.00	790.00	-60.00				
Red Dhal	250.00 - 255.00	252.00	249.60	2.40				
Consumption Item(Rs/Kg)								
Sugar(White)	215.00 - 217.00	216.00	216.00					
Wheat Flour	155.00 - 165.00	160.00	160.00					
Eggs (Rs/Egg)								
Brown	33.00 - 33.00	33.00	34.00	-1.00				
White	31.00 - 31.00	31.00	31.00					

Data Management Division
Hector Kobbekaduwa Agrarian
Research and Training Institute
P.O. Box 1522
Colombo.

Hector Kobbekaduwa Agrarian Research and Training Institute
Data Management Division

Variety	2025.06.30 Peliyagoda Market	2025.06.30 Kandy Market	2025.06.30 Dambulla Market	2025.06.29 Meegoda Market	2025.06.30 Norochchole Market	2025.06.30 Thambuththegama Market	2025.06.30 Keppetipola Market	2025.06.30 Nuwaraeliya Market	2025.06.30 Bandarawela Market	2025.06.29 Veyangoda Market
Up Country Vegetable										
Beans	400 - 500	450 - 500	400 - 480	560 - 600	-	-	500 - 550	540 - 560	-	520 - 580
Carrot	200 - 250	240 - 260	170 - 220	270 - 300	-	-	200 - 250	270 - 290	-	220 - 280
Leeks	160 - 200	140 - 160	140 - 170	180 - 200	-	-	160 - 180	170 - 180	-	150 - 200
Beet root	160 - 200	140 - 160	130 - 160	150 - 180	120 - 150	-	-	-	-	140 - 170
Beet root (N Eliya)	180 - 200	190 - 200	160 - 180	-	-	-	130 - 150	170 - 180	-	-
Knolkhol	80 - 100	80 - 120	70 - 100	120 - 180	-	-	120 - 150	160 - 170	-	120 - 170
Raddish	60 - 100	70 - 80	30 - 50	90 - 120	20 - 40	-	50 - 70	60 - 80	-	80 - 100
Cabbage (N'Eliya)	-	220 - 230	210 - 230	-	-	-	130 - 160	170 - 180	-	-
Cabbage (Kandy)	150 - 200	150 - 180	180 - 200	180 - 200	-	-	-	-	-	170 - 200
Tomato	120 - 150	100 - 110	90 - 120	140 - 170	-	-	80 - 100	100 - 120	-	120 - 170
Low country Vegetable										
Ladies Fingers	100 - 120	90 - 100	80 - 120	70 - 100	50 - 60	-	-	-	-	70 - 100
Brinjals	250 - 300	300 - 350	250 - 300	340 - 380	220 - 250	-	250 - 300	-	-	300 - 360
Capsicum	350 - 400	500 - 550	500 - 550	560 - 580	-	-	500 - 550	540 - 560	-	500 - 580
Pumpkin	100 - 120	110 - 120	120 - 140	120 - 140	-	-	130 - 140	-	-	120 - 140
Cucumber	50 - 80	50 - 60	40 - 60	50 - 80	30 - 40	-	70 - 80	-	-	50 - 80
Bitter Gourd	350 - 400	280 - 300	300 - 350	330 - 370	300 - 350	-	-	-	-	330 - 380
Snake Gourd	100 - 150	100 - 120	70 - 100	130 - 200	80 - 100	-	-	-	-	140 - 180
Drumstick	400 - 800	400 450	-	730 - 780	550 - 600	-	450 - 500	-	-	-
Luffa	120 - 180	90 - 100	80 - 110	140 - 200	120 - 150	-	-	-	-	140 - 200
Long Beans	160 - 200	130 - 160	150 - 200	150 - 200	80 - 120	-	-	-	-	150 - 250
Ash Plantains	60 - 100	80 - 100	50 - 70	70 - 90	50 - 70	-	-	-	-	80 - 100
Green Chillies	450 - 550	500 - 600	400 - 500	560 - 600	450 - 500	-	550 - 600	-	-	500 - 600
Lime	200 - 280	200 - 220	170 - 190	200 - 240	-	-	-	-	-	180 - 230
Sweet Potatoe	150 - 200	130 - 140	100 - 130	130 - 150	-	-	140 - 160	-	-	120 - 140
Manioc	80 - 120	100 - 110	70 - 90	100 - 110	70 - 80	-	80 - 100	-	-	100 - 120
Eggplant	250 - 280	230 - 240	250 - 280	300 - 350	150 - 180	-			-	280 - 350
Potato(Imported)	160 - 200	155 - 170	140 - 160	150 - 155	-	-	-	-	-	150 - 155
Potato (Welimada)	-	-	-	-	-	-	240 - 260	-	-	270 - 280
Potato (Nuwaraeliya)	280 - 300	280 - 300	260 - 270	270 - 280	-	-	-	260 - 270	-	-
B'Onion Imported	70 - 115	85 - 115	75 - 100	70 - 115	-	-	90 - 115	-	-	80 - 115
Big-onion Local	-	-	-	-	-	-	-	-	-	-
Banana										
Ambul(Rs/Kg)	70 - 100	90 - 100								-
Kolikuttu	200 - 220	200 - 220								-
Seeni	70 - 100	100 - 110								-
Anamalu (Rs/Fruits)	25 - 28	-								-
Papaya (Rs/Kg)	100 - 120	110 - 120								-
Passion Fruits(Rs/Fruit	60 - 70									-
Other Fruits (Rs/Fruit)										
Pineapple - Large	450 - 480									
- Medium	320 - 350									-
- Small	250 - 270									-
Mango - Betti	50 - 60									
- Karathakolo	300 - 330									-
Woodapple	110 - 140									-
Avocado	120 - 140									-
Orange	100 - 120									-

Data Management Division
Hector Kobbekaduwa Agrarian
Research and Training Institute
P.O. Box 1522

හෙක්ටර් කොබ්බෑකඩුව ගොවිකටයුතු පර්යේෂණ හා පුහුණු කිරීමේ ආයතනය

Hector Kobbekaduwa Agrarian Research and Training Institute

දත්ත කළමනාකරණ අංශය

තොග මිල ගණන් (කිලෝවකට රුපියල්)

Wholesale Prices (Rs/Kg)

වර්ගය	2025.06.30 පැලියගොඩ වෙළඳපොළ	2025.06.30 මහනුවර වෙළඳපොළ	2025.06.30 දඹුල්ල වෙළඳපොළ	2025.06.29 මීගොඩ වෙළඳපොළ	2025.06.30 නොරොච්චෝලේ වෙළඳපොළ	2025.06.30 තඹුත්තේගම වෙළඳපොළ	2025.06.30 කෑප්පෙටිපොළ වෙළඳපොළ	2025.06.30 නුවරඑළිය වෙළඳපොළ	2025.06.30 බණ්ඩාරවෙල වෙළඳපොළ	2025.06.29 වේයන්ගොඩ වෙළඳපොළ
උඩරට එළවළු										
බෝංචි	400 - 500	450 - 500	400 - 480	560 - 600	-	-	500 - 550	540 - 560	-	520 - 580
කැරට්	200 - 250	240 - 260	170 - 220	270 - 300	-	-	200 - 250	270 - 290	-	220 - 280
ලීක්ස්	160 - 200	140 - 160	140 - 170	180 - 200	-	-	160 - 180	170 - 180	-	150 - 200
බීට්රූට්	160 - 200	140 - 160	130 - 160	150 - 180	120 - 150	-	-	-	-	140 - 170
බීට්රූට් (නුවරඑළිය)	180 - 200	190 - 200	160 - 180	-	-	-	130 - 150	170 - 180	-	-
නෝකෝල්	80 - 100	80 - 120	70 - 100	120 - 180	-	-	120 - 150	160 - 170	-	120 - 170
රාබු	60 - 100	70 - 80	30 - 50	90 - 120	20 - 40	-	50 - 70	60 - 80	-	80 - 100
ගෝවා (නුවරඑළිය)	-	220 - 230	210 - 230	-	-	-	130 - 160	170 - 180	-	-
ගෝවා (නුවර)	150 - 200	150 - 180	180 - 200	180 - 200	-	-	-	-	-	170 - 200
තක්කාලි	120 - 150	100 - 110	90 - 120	140 - 170	-	-	80 - 100	100 - 120	-	120 - 170
පහතරට එළවළු										
බණ්ඩක්කා	100 - 120	90 - 100	80 - 120	70 - 100	50 - 60	-	-	-	-	70 - 100
වම්බටු	250 - 300	300 - 350	250 - 300	340 - 380	220 - 250	-	250 - 300	-	-	300 - 360
මාළු මිරිස්	350 - 400	500 - 550	500 - 550	560 - 580	-	-	500 - 550	540 - 560	-	500 - 580
වට්ටක්කා	100 - 120	110 - 120	120 - 140	120 - 140	-	-	130 - 140	-	-	120 - 140
පිපිඤ්ඤා	50 - 80	50 - 60	40 - 60	50 - 80	30 - 40	-	70 - 80	-	-	50 - 80
කරවිල	350 - 400	280 - 300	300 - 350	330 - 370	300 - 350	-	-	-	-	330 - 380
පතෝල	100 - 150	100 - 120	70 - 100	130 - 200	80 - 100	-	-	-	-	140 - 180
මුරුංගා	400 - 800	400 450	-	730 - 780	550 - 600	-	450 - 500	-	-	-
වැටකොළු	120 - 180	90 - 100	80 - 110	140 - 200	120 - 150	-	-	-	-	140 - 200
මෑකරල්	160 - 200	130 - 160	150 - 200	150 - 200	80 - 120	-	-	-	-	150 - 250
අළු කෙසෙල්	60 - 100	80 - 100	50 - 70	70 - 90	50 - 70	-	-	-	-	80 - 100
අමු මිරිස්	450 - 550	500 - 600	400 - 500	560 - 600	450 - 500	-	550 - 600	-	-	500 - 600
දෙහි	200 - 280	200 - 220	170 - 190	200 - 240	-	-	-	-	-	180 - 230
බතල	150 - 200	130 - 140	100 - 130	130 - 150	-	-	140 - 160	-	-	120 - 140
මඤ්ඤොක්කා	80 - 120	100 - 110	70 - 90	100 - 110	70 - 80	-	80 - 100	-	-	100 - 120
එළබටු	250 - 280	230 - 240	250 - 280	300 - 350	150 - 180	-			-	280 - 350
අර්තාපල් (ආනයනික)	160 - 200	155 - 170	140 - 160	150 - 155	-	-	-	-	-	150 - 155
අර්තාපල් (වැලිමඩ)	-	-	-	-	-	-	240 - 260	-	-	270 - 280
අර්තාපල් (නුවරඑළිය)	280 - 300	280 - 300	260 - 270	270 - 280	-	-	-	260 - 270	-	-
ලොකුළූණු (ආනයනික)	70 - 115	85 - 115	75 - 100	70 - 115	-	-	90 - 115	-	-	80 - 115
ලොකුළූණු දේශීය	-	-	-	-	-	-	-	-	-	-
කෙසෙල්										
ඇඹුල් (කිලෝවකට)	70 - 100	90 - 100								-
කෝලිකුට්ටු (කිලෝවකට)	200 - 220	200 - 220								-
සීනි (කිලෝවකට)	70 - 100	100 - 110								-
ආනමාළු (එකකට රු.)	25 - 28	-								-
ගස්ලබු (කිලෝවකට))	100 - 120	110 - 120								-
වැල්දොඩම් (එකකට රු.)	60 - 70									-
පළතුරු (එකකට රු.)										
අන්නාස -ලොකු ප්‍රමාණය	450 - 480									
- මධ්‍යම ප්‍රමාණය	320 - 350									-
- කුඩා ප්‍රමාණය	250 - 270									-
අඹ - බෙට්ටි	50 - 60									
-කර්තකොලොම්බන්	300 - 330									-
දිවුල්	110 - 140									-
අලිපේර	120 - 140									-
දොඩම්	100 - 120									-

Note:
Usually, the price collection for Veyangoda and Meegoda wholesale markets is done the previous day between 6.00 pm and 8.30 pm, and for all other wholesale markets, the price collection is done between 7.00 am and 2.00 pm.

Data Management Division
Hector Kobbekaduwa Agrarian
Research and Training Institute
P.O. Box 1522
Colombo.

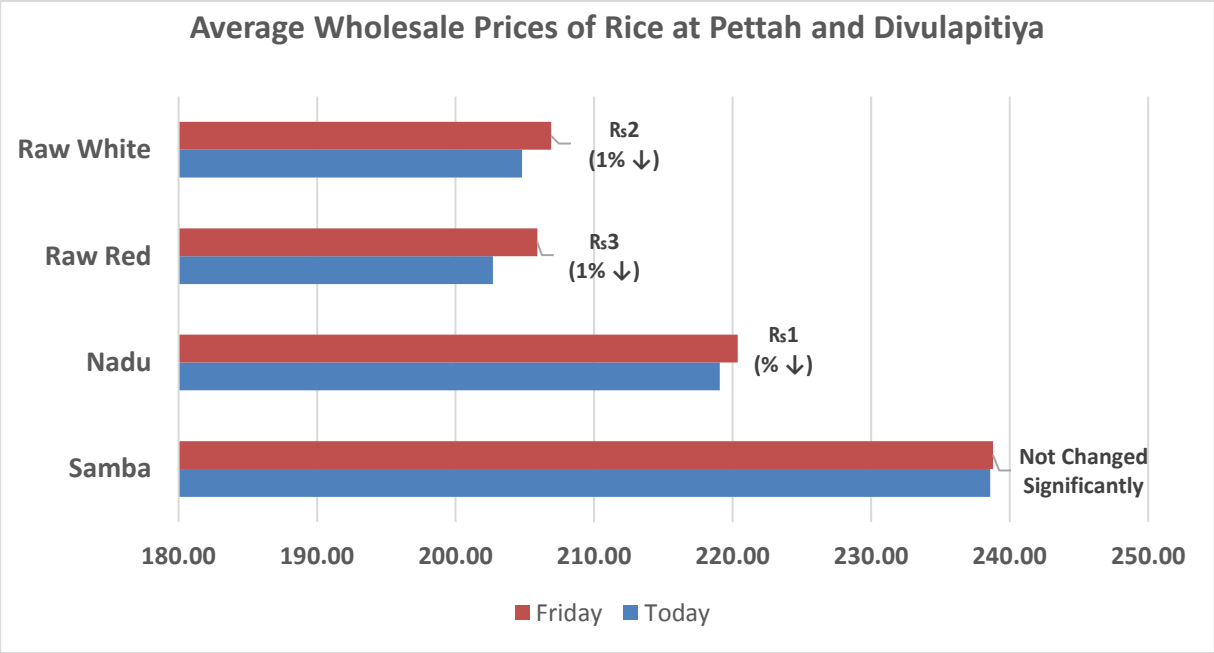
Average Wholesale Prices of Rice at Pettah and Divulapitiya
Raw White
Raw Red
Nadu
Samba
Rs2
(1% ↓)
Rs3
(1% ↓)
Rs1
(% ↓)
Not Changed
Significantly
180.00
190.00
200.00
210.00
220.00
230.00
240.00
250.00
Friday
Today

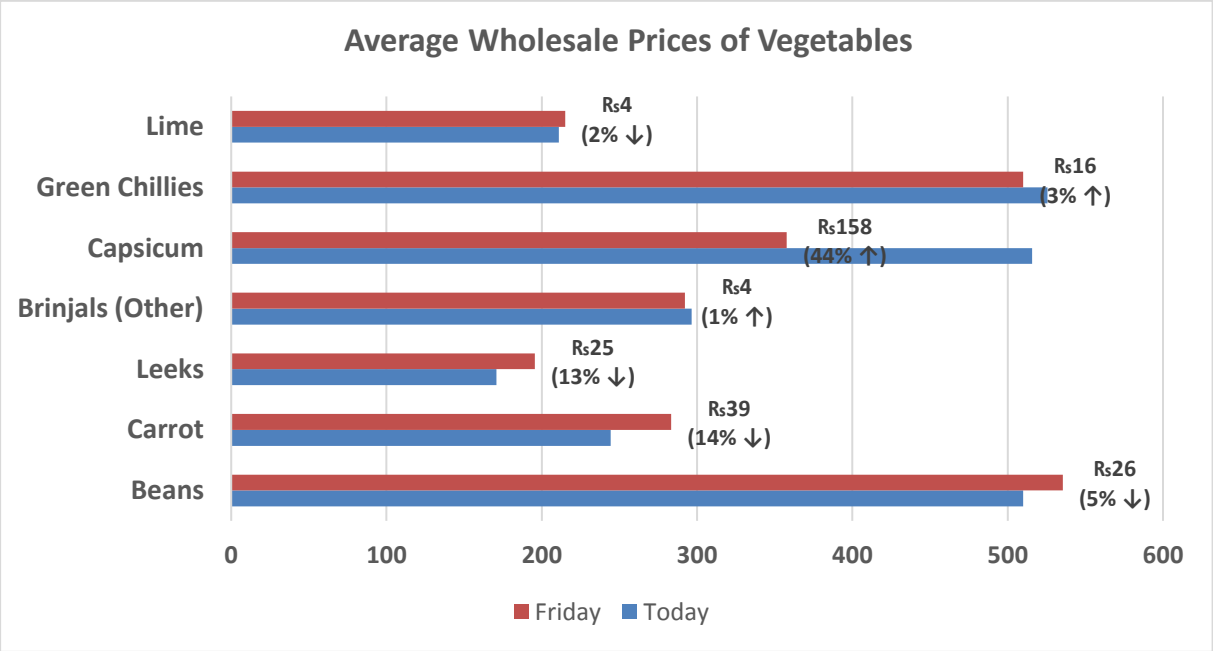
Average Wholesale Prices of Vegetables
Lime
Green Chillies
Capsicum
Brinjals (Other)
Leeks
Carrot
Beans
Rs4
(2% ↓)
Rs16
(3% ↑)
Rs158
(44% ↑)
Rs4
(1% ↑)
Rs25
(13% ↓)
Rs39
(14% ↓)
Rs26
(5% ↓)
0
100
200
300
400
500
600
Friday
Today

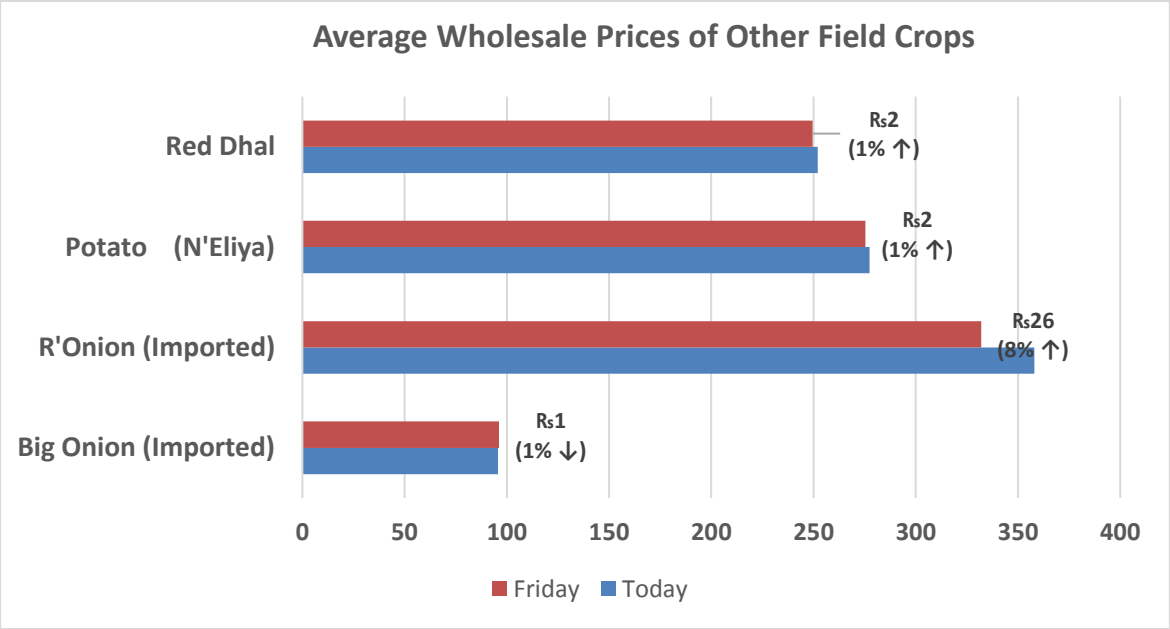

Data Management Division
Hector Kobbekaduwa Agrarian
Research and Training Institute
P.O. Box 1522
Colombo.