Hector Kobbekaduwa Agrarian Research and Training Institute
Data Management Division
(Wholesale Prices of Rice & Subsidiary Food Crops)

2025.07.16

Item	Pettah				Marandagahamula			
	Range	Average		Change *	Range	Average		Change *
	2025.07.16	2025.07.16	2025.07.15		2025.07.16	2025.07.16	2025.07.15	
Rice (Rs/kg)								
Samba 1	235.00 - 240.00	237.00	237.00		240.00 - 246.00	243.00	242.60	0.40
Samba 2	230.00 - 232.00	231.00	231.00		230.00 - 234.00	232.60	232.60	
Keeri Samba	260.00 - 300.00	280.00	280.00		268.00 - 272.00	270.40	269.20	1.20
Nadu 1	210.00 - 215.00	212.00	217.60	-5.60	220.00 - 225.00	222.80	222.80	
Nadu 2	205.00 - 208.00	206.50	211.00	-4.50	206.00 - 209.00	207.60	207.00	0.60
Raw red	190.00 - 205.00	197.50	197.50		190.00 - 200.00	196.80	197.40	-0.60
Raw White	190.00 - 205.00	197.50	197.50		190.00 - 206.00	198.00	198.40	-0.40
Imported Rice								
Ponne Samba	245.00 - 250.00	247.50	247.50		-			
Nadu	-				-			
Raw White	205.00 - 210.00	207.50	207.50		-			
Raw red								
Subsidiary Food Crops								
Dried Chillies (Rs/Kg)								
Imported	550.00 - 600.00	575.00	575.00					
Local								
Onion (Rs/Kg)								
Sinnan	-							
Vedalan	400.00 - 420.00	410.00	420.00	-10.00				
Imported	280.00 - 320.00	300.00	325.00	-25.00				
Big Onion								
Imported	55.00 - 105.00	80.00	82.50	-2.50				
Local	-							
Potatoes (Rs/Kg)								
Welimada	-							
Nuwaraeliya	340.00 - 350.00	345.00	355.00	-10.00				
Imported	160.00 - 180.00	170.00	170.00					
Pulses (Rs/Kg)								
Green Gram	700.00 - 800.00	750.00	760.00	-10.00				
Cowpea (White)	800.00 - 850.00	825.00	825.00					
Red Dhal	240.00 - 250.00	245.00	245.00					
Consumption Item(Rs/Kg)								
Sugar(White)	209.00 - 212.00	210.50	211.00	-0.50				
Wheat Flour	150.00 - 175.00	162.50	165.00	-2.50				
Eggs (Rs/Egg)								
Brown	30.00 - 31.00	30.50	30.50					
White	27.00 - 29.00	28.00	29.50	-1.50				

Data Management Division
Hector Kobbekaduwa Agrarian
Research and Training Institute
P.O. Box 1522
Colombo.

Hector Kobbekaduwa Agrarian Research and Training Institute
Data Management Division

Variety	2025.07.16 Peliyagoda Market	2025.07.16 Kandy Market	2025.07.16 Dambulla Market	2025.07.15 Meegoda Market	2025.07.16 Norochchole Market	2025.07.16 Thambuththegama Market	2025.07.16 Keppetipola Market	2025.07.16 Nuwaraeliya Market	2025.07.16 Bandarawela Market	2025.07.15 Veyangoda Market
Up Country Vegetable										
Beans	350 - 400	300 - 350	300 - 350	400 - 450	-	420 - 480	450 - 500	480 - 520	400 - 440	400 - 450
Carrot	250 - 300	200 - 250	240 - 320	260 - 320	-	300 - 350	200 - 230	260 - 270	230 - 270	260 - 320
Leeks	100 - 130	130 - 150	150 - 160	170 - 200	-	180 - 220	110 - 120	140 - 150	120 - 130	140 - 180
Beet root	80 - 100	90 - 100	70 - 100	100 - 120	70 - 80	120 - 150	-	-	-	60 - 80
Beet root (N Eliya)	100 - 120	120 - 140	100 - 120	-	-	-	150 - 170	140 - 150	130 - 150	-
Knolkhol	60 - 100	50 - 60	80 - 100	100 - 150	-	-	60 - 70	70 - 80	50 - 80	90 - 140
Raddish	40 - 70	70 - 80	40 - 60	90 - 120	20 - 40	70 - 80	50 - 60	70 - 90	60 - 70	80 - 120
Cabbage (N'Eliya)	190 - 200	220 - 230	-	-	-	-	170 - 200	230 - 240	150 - 180	-
Cabbage (Kandy)	150 - 180	150 - 180	160 - 250	230 - 270	-	250 - 300	-	-	-	200 - 260
Tomato	40 - 80	50 - 70	40 - 50	60 - 100	-	50 - 70	30 - 40	20 - 40	40 - 50	60 - 80
Low country Vegetable										
Ladies Fingers	40 - 80	70 - 80	50 - 70	70 - 100	40 - 60	40 - 50	-	-	70 - 90	70 - 100
Brinjals	200 - 300	200 - 250	250 - 300	320 - 360	220 - 250	250 - 300	250 - 300	-	270 - 300	280 - 350
Capsicum	300 - 400	450 - 450	450 - 480	460 - 500	-	350 - 400	450 - 460	460 - 480	450 - 500	400 - 520
Pumpkin	80 - 120	70 - 90	40 - 60	60 - 80	80 - 90	50 - 60	100 - 110	-	80 - 100	80 - 85
Cucumber	50 - 80	50 - 60	35 - 50	60 - 90	30 - 40	30 - 40	70 - 80	-	60 - 70	50 - 65
Bitter Gourd	160 - 200	180 - 200	150 - 170	190 - 230	250 - 260	140 - 160	-	-	230 - 250	200 - 250
Snake Gourd	100 - 150	100 - 110	70 - 90	160 - 190	80 - 100	70 - 90	-	-	110 - 120	100 - 140
Drumstick	200 - 450	200 300	180 - 220	270 - 300	250 - 300	300 - 330	170 - 200	-	200 - 270	-
Luffa	80 - 100	100 - 120	70 - 100	140 - 170	100 - 120	50 - 70	-	-	110 - 130	100 - 160
Long Beans	150 - 180	150 - 170	120 - 150	140 - 250	80 - 120	130 - 150	-	-	150 - 180	100 - 150
Ash Plantains	50 - 80	70 - 80	40 - 60	70 - 90	60 - 70	60 - 70	-	-	70 - 80	70 - 90
Green Chillies	250 - 300	350 - 380	200 - 300	350 - 420	300 - 350	250 - 300	450 - 500	-	400 - 450	300 - 420
Lime	200 - 250	230 - 250	180 - 200	200 - 240	-	150 - 170	-	-	220 - 240	200 - 230
Sweet Potatoe	130 - 160	150 - 160	80 - 100	130 - 140	-	130 - 160	150 - 160	-	140 - 160	120 - 150
Manioc	80 - 100	90 - 100	80 - 90	100 - 110	80 - 100	90 - 100	90 - 100	-	-	100 - 130
Eggplant	200 - 250	250 - 270	200 - 220	260 - 320	200 - 250	160 - 200			220 - 250	250 - 250
Potato(Imported)	160 - 180	170 - 180	140 - 170	160 - 175	-	170 - 185	-	-	160 - 185	160 - 175
Potato (Welimada)	-	-	-	-	-	-	270 - 280	-	270 - 290	-
Potato (Nuwaraeliya)	340 - 350	330 - 340	320 - 340	325 - 335	-	-	-	310 - 320	-	300 - 320
B'Onion Imported	55 - 105	80 - 110	65 - 100	65 - 100	-	75 - 105	100 - 105	-	80 - 110	70 - 105
Big-onion Local	-	-	-	-	-	-	-	-	-	-
Banana										
Ambul(Rs/Kg)	70 - 100	90 - 100								-
Kolikuttu	200 - 220	200 - 220								-
Seeni	70 - 100	90 - 110								-
Anamalu (Rs/Fruits)	24 - 28	-								-
Papaya (Rs/Kg)	200 - 250	180 - 190								-
Passion Fruits(Rs/Fruit	55 - 60									-
Other Fruits (Rs/Fruit)										
Pineapple - Large	370 - 400									
- Medium	280 - 300									-
- Small	220 - 240									-
Mango - Betti	-									
- Karathakolo	300 - 330									-
Woodapple	110 - 130									-
Avocado	100 - 120									-
Orange	85 - 100									-

Data Management Division
Hector Kobbekaduwa Agrarian
Research and Training Institute
P.O. Box 1522

හෙක්ටර් කොබ්බෑකඩුව ගොවිකටයුතු පර්යේෂණ හා පුහුණු කිරීමේ ආයතනය

Hector Kobbekaduwa Agrarian Research and Training Institute

දත්ත කළමනාකරණ අංශය

තොග මිල ගණන් (කිලෝවකට රුපියල්)

Wholesale Prices (Rs/Kg)

වර්ගය	2025.07.16 පැලියගොඩ වෙළඳපොළ	2025.07.16 මහනුවර වෙළඳපොළ	2025.07.16 දඹුල්ල වෙළඳපොළ	2025.07.15 මීගොඩ වෙළඳපොළ	2025.07.16 නොරොච්චෝලේ වෙළඳපොළ	2025.07.16 තඹුත්තේගම වෙළඳපොළ	2025.07.16 කැප්පෙටිපොළ වෙළඳපොළ	2025.07.16 නුවරඑළිය වෙළඳපොළ	2025.07.16 බණ්ඩාරවෙල වෙළඳපොළ	2025.07.15 වේයන්ගොඩ වෙළඳපොළ
උඩරට එළවළු										
බෝංචි	350 - 400	300 - 350	300 - 350	400 - 450	-	420 - 480	450 - 500	480 - 520	400 - 440	400 - 450
කැරට්	250 - 300	200 - 250	240 - 320	260 - 320	-	300 - 350	200 - 230	260 - 270	230 - 270	260 - 320
ලීක්ස්	100 - 130	130 - 150	150 - 160	170 - 200	-	180 - 220	110 - 120	140 - 150	120 - 130	140 - 180
බීට්රූට්	80 - 100	90 - 100	70 - 100	100 - 120	70 - 80	120 - 150	-	-	-	60 - 80
බීට්රූට් (නුවරඑළිය)	100 - 120	120 - 140	100 - 120	-	-	-	150 - 170	140 - 150	130 - 150	-
නෝකෝල්	60 - 100	50 - 60	80 - 100	100 - 150	-	-	60 - 70	70 - 80	50 - 80	90 - 140
රාබු	40 - 70	70 - 80	40 - 60	90 - 120	20 - 40	70 - 80	50 - 60	70 - 90	60 - 70	80 - 120
ගෝවා (නුවරඑළිය)	190 - 200	220 - 230	-	-	-	-	170 - 200	230 - 240	150 - 180	-
ගෝවා (නුවර)	150 - 180	150 - 180	160 - 250	230 - 270	-	250 - 300	-	-	-	200 - 260
තක්කාලි	40 - 80	50 - 70	40 - 50	60 - 100	-	50 - 70	30 - 40	20 - 40	40 - 50	60 - 80
පහතරට එළවළු										
බණ්ඩක්කා	40 - 80	70 - 80	50 - 70	70 - 100	40 - 60	40 - 50	-	-	70 - 90	70 - 100
වම්බටු	200 - 300	200 - 250	250 - 300	320 - 360	220 - 250	250 - 300	250 - 300	-	270 - 300	280 - 350
මාළු මිරිස්	300 - 400	450 - 450	450 - 480	460 - 500	-	350 - 400	450 - 460	460 - 480	450 - 500	400 - 520
වට්ටක්කා	80 - 120	70 - 90	40 - 60	60 - 80	80 - 90	50 - 60	100 - 110	-	80 - 100	80 - 85
පිපිඤ්ඤා	50 - 80	50 - 60	35 - 50	60 - 90	30 - 40	30 - 40	70 - 80	-	60 - 70	50 - 65
කරවිල	160 - 200	180 - 200	150 - 170	190 - 230	250 - 260	140 - 160	-	-	230 - 250	200 - 250
පතෝල	100 - 150	100 - 110	70 - 90	160 - 190	80 - 100	70 - 90	-	-	110 - 120	100 - 140
මුරුංගා	200 - 450	200 300	180 - 220	270 - 300	250 - 300	300 - 330	170 - 200	-	200 - 270	-
වැටකොළු	80 - 100	100 - 120	70 - 100	140 - 170	100 - 120	50 - 70	-	-	110 - 130	100 - 160
මෑකරල්	150 - 180	150 - 170	120 - 150	140 - 250	80 - 120	130 - 150	-	-	150 - 180	100 - 150
අළු කෙසෙල්	50 - 80	70 - 80	40 - 60	70 - 90	60 - 70	60 - 70	-	-	70 - 80	70 - 90
අමු මිරිස්	250 - 300	350 - 380	200 - 300	350 - 420	300 - 350	250 - 300	450 - 500	-	400 - 450	300 - 420
දෙහි	200 - 250	230 - 250	180 - 200	200 - 240	-	150 - 170	-	-	220 - 240	200 - 230
බතල	130 - 160	150 - 160	80 - 100	130 - 140	-	130 - 160	150 - 160	-	140 - 160	120 - 150
මඤ්ඤොක්කා	80 - 100	90 - 100	80 - 90	100 - 110	80 - 100	90 - 100	90 - 100	-	-	100 - 130
එළබටු	200 - 250	250 - 270	200 - 220	260 - 320	200 - 250	160 - 200			220 - 250	250 - 250
අර්තාපල් (ආනයනික)	160 - 180	170 - 180	140 - 170	160 - 175	-	170 - 185	-	-	160 - 185	160 - 175
අර්තාපල් (වැලිමඩ)	-	-	-	-	-	-	270 - 280	-	270 - 290	-
අර්තාපල් (නුවරඑළිය)	340 - 350	330 - 340	320 - 340	325 - 335	-	-	-	310 - 320	-	300 - 320
ලොකුළූණු (ආනයනික)	55 - 105	80 - 110	65 - 100	65 - 100	-	75 - 105	100 - 105	-	80 - 110	70 - 105
ලොකුළූණු දේශීය	-	-	-	-	-	-	-	-	-	-
කෙසෙල්										
ඇඹුල් (කිලෝවකට)	70 - 100	90 - 100								-
කෝලිකුට්ටු (කිලෝවකට)	200 - 220	200 - 220								-
සීනි (කිලෝවකට)	70 - 100	90 - 110								-
ආනමාළු (එකකට රු.)	24 - 28	-								-
ගස්ලබු (කිලෝවකට))	200 - 250	180 - 190								-
වැල්දොඩම් (එකකට රු.)	55 - 60									-
පළතුරු (එකකට රු.)										
අන්නාස -ලොකු ප්‍රමාණය	370 - 400									
- මධ්‍යම ප්‍රමාණය	280 - 300									-
- කුඩා ප්‍රමාණය	220 - 240									-
අඹ - බෙට්ටි	-									
-කර්තකොලොම්බන්	300 - 330									-
දිවුල්	110 - 130									-
අලිපේර	100 - 120									-
දොඩම්	85 - 100									-

Note:
Usually, the price collection for Veyangoda and Meegoda wholesale markets is done the previous day between 6.00 pm and 8.30 pm, and for all other wholesale markets, the price collection is done between 7.00 am and 2.00 pm.

Data Management Division
Hector Kobbekaduwa Agrarian
Research and Training Institute
P.O. Box 1522
Colombo.

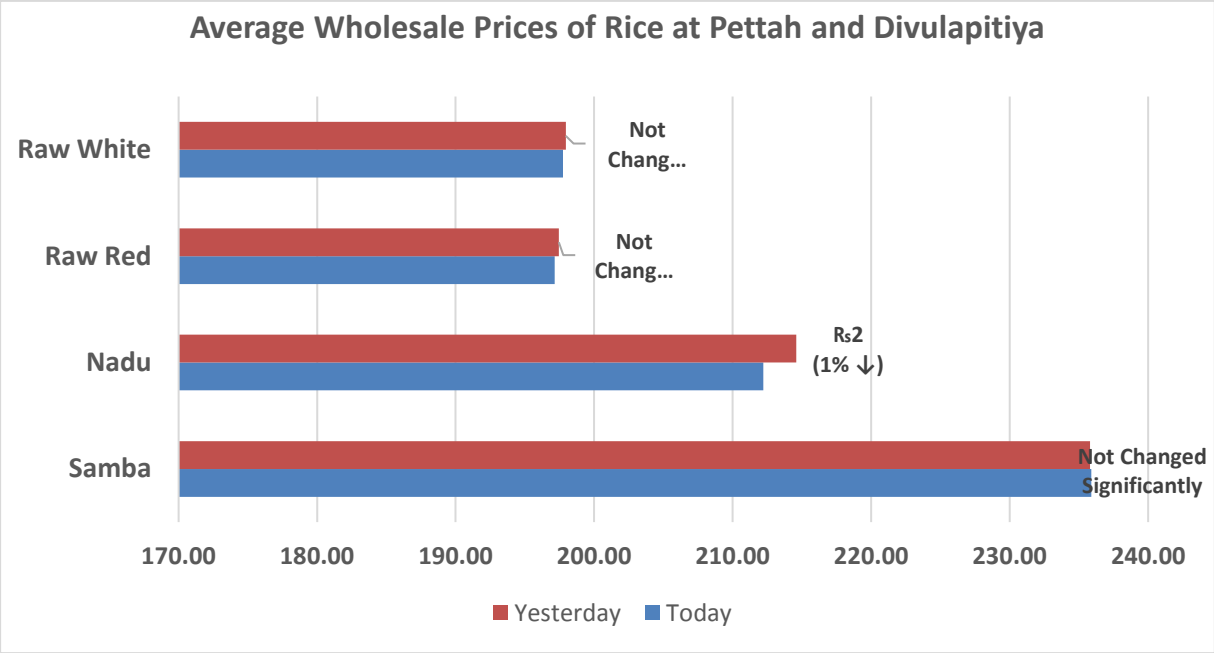
Average Wholesale Prices of Rice at Pettah and Divulapitiya
Raw White
Raw Red
Nadu
Samba
Not Chang...
Not Chang...
Rs2 (1% ↓)
Not Changed Significantly
170.00
180.00
190.00
200.00
210.00
220.00
230.00
240.00
Yesterday
Today

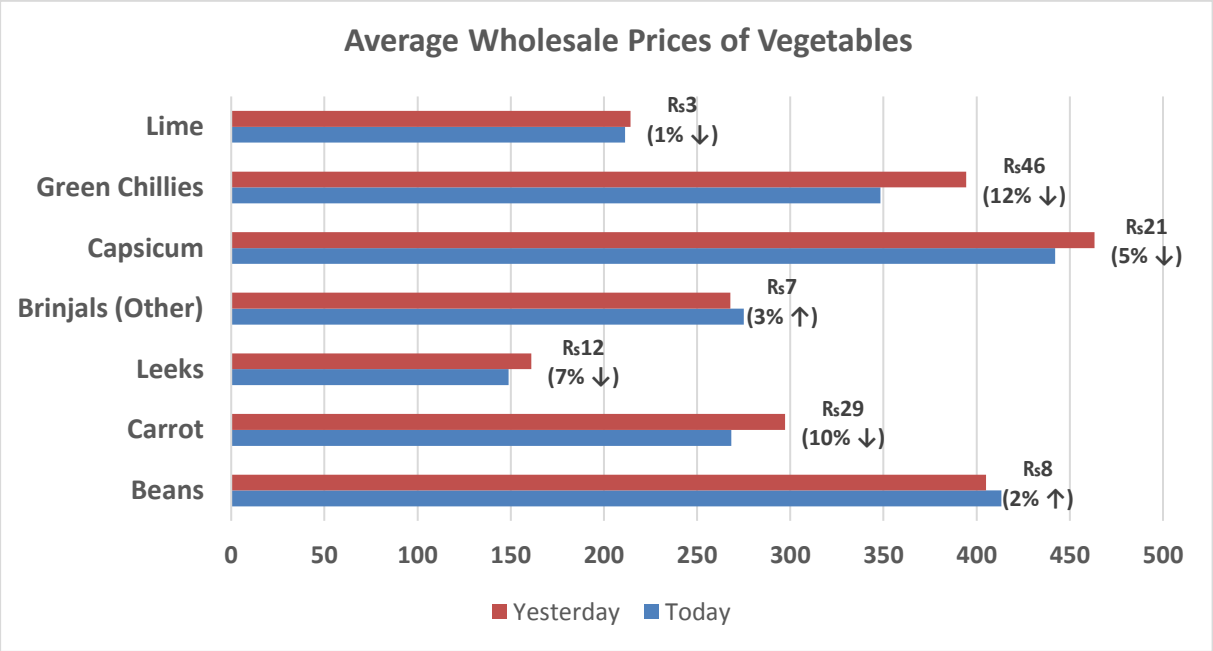
Average Wholesale Prices of Vegetables
Lime
Green Chillies
Capsicum
Brinjals (Other)
Leeks
Carrot
Beans
Rs3 (1% ↓)
Rs46 (12% ↓)
Rs21 (5% ↓)
Rs7 (3% ↑)
Rs12 (7% ↓)
Rs29 (10% ↓)
Rs8 (2% ↑)
0
50
100
150
200
250
300
350
400
450
500
Yesterday
Today

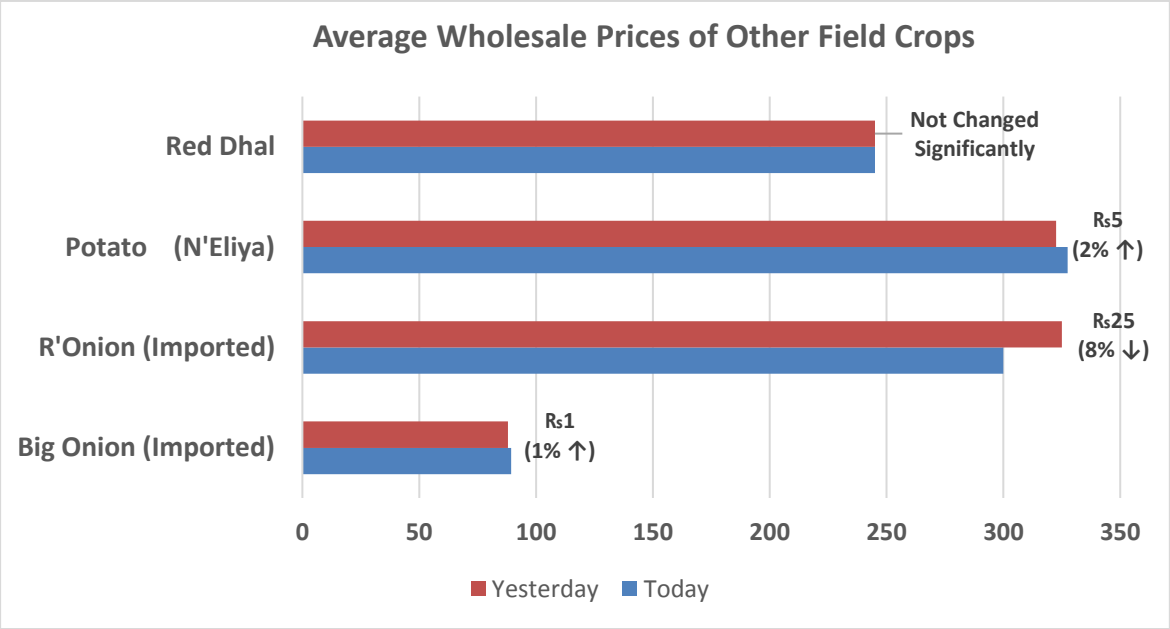
Average Wholesale Prices of Other Field Crops
Red Dhal
Potato (N'Eliya)
R'Onion (Imported)
Big Onion (Imported)
Not Changed Significantly
Rs5 (2% ↑)
Rs25 (8% ↓)
Rs1 (1% ↑)
0
50
100
150
200
250
300
350
Yesterday
Today

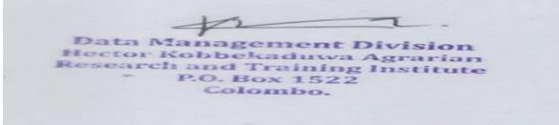
Data Management Division
Hector Kobbekaduwa Agrarian
Research and Training Institute
P.O. Box 1522
Colombo.