Hector Kobbekaduwa Agrarian Research and Training Institute
Data Management Division
(Wholesale Prices of Rice & Subsidiary Food Crops)

2025.07.11

Item	Pettah				Marandagahamula			
	Range	Average		Change *	Range	Average		Change *
	2025.07.11	2025.07.11	2025.07.09		2025.07.11	2025.07.11	2025.07.09	
Rice (Rs/kg)								
Samba 1	235.00 - 240.00	237.00	237.00		239.00 - 245.00	242.20	242.60	-0.40
Samba 2	228.00 - 230.00	229.00	231.00	-2.00	230.00 - 234.00	232.20	233.60	-1.40
Keeri Samba	260.00 - 300.00	280.00	280.00		260.00 - 270.00	267.20	268.80	-1.60
Nadu 1	215.00 - 220.00	217.00	217.00		220.00 - 225.00	222.80	223.00	-0.20
Nadu 2	210.00 - 212.00	211.00	211.00		206.00 - 211.00	209.00	209.20	-0.20
Raw red	190.00 - 200.00	193.75	197.50	-3.75	200.00 - 203.00	201.00	200.80	0.20
Raw White	190.00 - 200.00	195.00	197.50	-2.50	195.00 - 206.00	200.20	200.40	-0.20
Imported Rice								
Ponne Samba	240.00 - 245.00	242.50	242.50		-			
Nadu	-				-			
Raw White	205.00 - 210.00	207.50	207.50		-			
Raw red								
Subsidiary Food Crops								
Dried Chillies (Rs/Kg)								
Imported	550.00 - 600.00	575.00	615.00	-40.00				
Local								
Onion (Rs/Kg)								
Sinnan	-							
Vedalan	400.00 - 430.00	415.00	375.00	40.00				
Imported	320.00 - 330.00	325.00	290.00	35.00				
Big Onion								
Imported	55.00 - 95.00	75.00	75.00					
Local	-							
Potatoes (Rs/Kg)								
Welimada	-							
Nuwaraeliya	300.00 - 320.00	310.00	310.00					
Imported	160.00 - 170.00	165.00	160.00	5.00				
Pulses (Rs/Kg)								
Green Gram	650.00 - 780.00	715.00	750.00	-35.00				
Cowpea (White)	800.00 - 850.00	825.00	825.00					
Red Dhal	245.00 - 250.00	247.50	246.50	1.00				
Consumption Item(Rs/Kg)								
Sugar(White)	210.00 - 215.00	212.50	212.50					
Wheat Flour	150.00 - 175.00	162.50	164.00	-1.50				
Eggs (Rs/Egg)								
Brown	31.00 - 32.00	31.50	32.00	-0.50				
White	29.00 - 30.00	29.50	30.00	-0.50				

Data Management Division
Hector Kobbekaduwa Agrarian
Research and Training Institute
P.O. Box 1522
Colombo.

Hector Kobbekaduwa Agrarian Research and Training Institute
Data Management Division

Variety	2025.07.11 Peliyagoda Market	2025.07.11 Kandy Market	2025.07.11 Dambulla Market	2025.07.10 Meegoda Market	2025.07.11 Norochchole Market	2025.07.11 Thambuththegama Market	2025.07.11 Keppetipola Market	2025.07.11 Nuwaraeliya Market	2025.07.11 Bandarawela Market	2025.07.10 Veyangoda Market
Up Country Vegetable										
Beans	350 - 450	350 - 400	320 - 400	-	-	-	350 - 380	360 - 390	340 - 380	-
Carrot	300 - 350	300 - 320	280 - 320	-	-	-	250 - 280	300 - 320	250 - 280	-
Leeks	150 - 180	180 - 200	150 - 200	-	-	-	150 - 160	170 - 180	150 - 160	-
Beet root	100 - 120	80 - 100	80 - 100	-	50 - 70	-	-	-	-	-
Beet root (N Eliya)	120 - 150	120 - 130	100 - 120	-	-	-	150 - 180	180 - 200	150 - 160	-
Knolkhol	80 - 130	50 - 70	100 - 120	-	-	-	70 - 80	80 - 90	90 - 100	-
Raddish	70 - 100	70 - 80	40 - 50	-	20 - 40	-	60 - 70	60 - 80	60 - 70	-
Cabbage (N'Eliya)	210 - 220	270 - 280	-	-	-	-	170 - 200	220 - 230	170 - 200	-
Cabbage (Kandy)	180 - 200	200 - 220	250 - 300	-	-	-	-	-	-	-
Tomato	60 - 80	60 - 80	50 - 60	-	-	-	30 - 40	30 - 50	30 - 45	-
Low country Vegetable										
Ladies Fingers	40 - 60	70 - 80	70 - 80	-	40 - 60	-	-	-	80 - 100	-
Brinjals	300 - 400	350 - 380	280 - 350	-	230 - 250	-	300 - 350	-	320 - 380	-
Capsicum	500 - 550	500 - 550	400 - 500	-	-	-	480 - 500	500 - 540	450 - 500	-
Pumpkin	80 - 120	80 - 90	80 - 100	-	-	-	100 - 110	-	100 - 120	-
Cucumber	40 - 60	50 - 60	50 - 60	-	10 - 20	-	70 - 80	-	60 - 70	-
Bitter Gourd	200 - 250	200 - 220	200 - 220	-	280 - 320	-	-	-	270 - 300	-
Snake Gourd	140 - 150	100 - 110	90 - 110	-	60 - 80	-	-	-	130 - 140	-
Drumstick	200 - 400	350 500	300 - 380	-	350 - 400	-	250 - 260	-	300 - 380	-
Luffa	80 - 120	100 - 120	100 - 120	-	100 - 130	-	-	-	130 - 140	-
Long Beans	180 - 220	150 - 200	90 - 150	-	80 - 130	-	-	-	140 - 150	-
Ash Plantains	50 - 80	70 - 80	50 - 60	-	-	-	-	-	70 - 80	-
Green Chillies	400 - 450	600 - 650	450 - 530	-	450 - 500	-	500 - 550	-	530 - 570	-
Lime	200 - 250	200 - 220	180 - 200	-	-	-	-	-	200 - 230	-
Sweet Potatoe	150 - 200	160 - 170	120 - 130	-	-	-	160 - 170	-	140 - 160	-
Manioc	80 - 120	90 - 100	70 - 90	-	70 - 90	-	80 - 100	-	-	-
Eggplant	220 - 260	250 - 280	230 - 250	-	180 - 220	-			220 - 250	-
Potato(Imported)	160 - 170	160 - 170	145 - 165	-	-	-	-	-	165 - 180	-
Potato (Welimada)	-	-	-	-	-	-	250 - 270	-	250 - 270	-
Potato (Nuwaraeliya)	300 - 320	300 - 320	270 - 280	-	-	-	-	300 - 310	-	-
B'Onion Imported	55 - 95	80 - 110	60 - 95	-	-	-	80 - 110	-	85 - 115	-
Big-onion Local	-	-	-	-	-	-	-	-	-	-
Banana										
Ambul(Rs/Kg)	80 - 100	90 - 110								-
Kolikuttu	170 - 220	200 - 220								-
Seeni	80 - 100	90 - 120								-
Anamalu (Rs/Fruits)	26 - 28	-								-
Papaya (Rs/Kg)	200 - 220	150 - 160								-
Passion Fruits(Rs/Fruit	50 - 60									-
Other Fruits (Rs/Fruit)										
Pineapple - Large	400 - 480									
- Medium	300 - 350									-
- Small	240 - 270									-
Mango - Betti	-									
- Karathakol	280 - 300									-
Woodapple	110 - 130									-
Avocado	100 - 120									-
Orange	90 - 110									-

Data Management Division
Hector Kobbekaduwa Agrarian
Research and Training Institute
P.O. Box 1522

හෙක්ටර් කොබ්බෑකඩුව ගොවිකටයුතු පර්යේෂණ හා පුහුණු කිරීමේ ආයතනය

Hector Kobbekaduwa Agrarian Research and Training Institute

දත්ත කළමනාකරණ අංශය

තොග මිල ගණන් (කිලෝවකට රුපියල්)

Wholesale Prices (Rs/Kg)

වර්ගය	2025.07.11 පැලියගොඩ වෙළඳපොළ	2025.07.11 මහනුවර වෙළඳපොළ	2025.07.11 දඹුල්ල වෙළඳපොළ	2025.07.10 මීගොඩ වෙළඳපොළ	2025.07.11 නොරොච්චෝලේ වෙළඳපොළ	2025.07.11 තඹුත්තේගම වෙළඳපොළ	2025.07.11 කැප්පෙටිපොළ වෙළඳපොළ	2025.07.11 නුවරඑළිය වෙළඳපොළ	2025.07.11 බණ්ඩාරවෙල වෙළඳපොළ	2025.07.10 වේයන්ගොඩ වෙළඳපොළ
උඩරට එළවළු										
බෝංචි	350 - 450	350 - 400	320 - 400	-	-	-	350 - 380	360 - 390	340 - 380	-
කැරට්	300 - 350	300 - 320	280 - 320	-	-	-	250 - 280	300 - 320	250 - 280	-
ලීක්ස්	150 - 180	180 - 200	150 - 200	-	-	-	150 - 160	170 - 180	150 - 160	-
බීට්රූට්	100 - 120	80 - 100	80 - 100	-	50 - 70	-	-	-	-	-
බීට්රූට් (නුවරඑළිය)	120 - 150	120 - 130	100 - 120	-	-	-	150 - 180	180 - 200	150 - 160	-
නෝකෝල්	80 - 130	50 - 70	100 - 120	-	-	-	70 - 80	80 - 90	90 - 100	-
රාබු	70 - 100	70 - 80	40 - 50	-	20 - 40	-	60 - 70	60 - 80	60 - 70	-
ගෝවා (නුවරඑළිය)	210 - 220	270 - 280	-	-	-	-	170 - 200	220 - 230	170 - 200	-
ගෝවා (නුවර)	180 - 200	200 - 220	250 - 300	-	-	-	-	-	-	-
තක්කාලි	60 - 80	60 - 80	50 - 60	-	-	-	30 - 40	30 - 50	30 - 45	-
පහතරට එළවළු										
බණ්ඩක්කා	40 - 60	70 - 80	70 - 80	-	40 - 60	-	-	-	80 - 100	-
වම්බටු	300 - 400	350 - 380	280 - 350	-	230 - 250	-	300 - 350	-	320 - 380	-
මාළු මිරිස්	500 - 550	500 - 550	400 - 500	-	-	-	480 - 500	500 - 540	450 - 500	-
වට්ටක්කා	80 - 120	80 - 90	80 - 100	-	-	-	100 - 110	-	100 - 120	-
පිපිඤ්ඤා	40 - 60	50 - 60	50 - 60	-	10 - 20	-	70 - 80	-	60 - 70	-
කරවිල	200 - 250	200 - 220	200 - 220	-	280 - 320	-	-	-	270 - 300	-
පතෝල	140 - 150	100 - 110	90 - 110	-	60 - 80	-	-	-	130 - 140	-
මුරුංගා	200 - 400	350 500	300 - 380	-	350 - 400	-	250 - 260	-	300 - 380	-
වැටකොළු	80 - 120	100 - 120	100 - 120	-	100 - 130	-	-	-	130 - 140	-
මෑකරල්	180 - 220	150 - 200	90 - 150	-	80 - 130	-	-	-	140 - 150	-
අළු කෙසෙල්	50 - 80	70 - 80	50 - 60	-	-	-	-	-	70 - 80	-
අමු මිරිස්	400 - 450	600 - 650	450 - 530	-	450 - 500	-	500 - 550	-	530 - 570	-
දෙහි	200 - 250	200 - 220	180 - 200	-	-	-	-	-	200 - 230	-
බතල	150 - 200	160 - 170	120 - 130	-	-	-	160 - 170	-	140 - 160	-
මඤ්ඤොක්කා	80 - 120	90 - 100	70 - 90	-	70 - 90	-	80 - 100	-	-	-
එළබටු	220 - 260	250 - 280	230 - 250	-	180 - 220	-			220 - 250	-
අර්තාපල් (ආනයනික)	160 - 170	160 - 170	145 - 165	-	-	-	-	-	165 - 180	-
අර්තාපල් (වැලිමඩ)	-	-	-	-	-	-	250 - 270	-	250 - 270	-
අර්තාපල් (නුවරඑළිය)	300 - 320	300 - 320	270 - 280	-	-	-	-	300 - 310	-	-
ලොකුළූණු (ආනයනික)	55 - 95	80 - 110	60 - 95	-	-	-	80 - 110	-	85 - 115	-
ලොකුළූණු දේශීය	-	-	-	-	-	-	-	-	-	-
කෙසෙල්										
ඇඹුල් (කිලෝවකට)	80 - 100	90 - 110								-
කෝලිකුට්ටු (කිලෝවකට)	170 - 220	200 - 220								-
සීනි (කිලෝවකට)	80 - 100	90 - 120								-
ආනමාළු (එකකට රු.)	26 - 28	-								-
ගස්ලබු (කිලෝවකට))	200 - 220	150 - 160								-
වැල්දොඩම් (එකකට රු.)	50 - 60									-
පළතුරු (එකකට රු.)										
අන්නාස -ලොකු ප්‍රමාණය	400 - 480									
- මධ්‍යම ප්‍රමාණය	300 - 350									-
- කුඩා ප්‍රමාණය	240 - 270									-
අඹ - බෙට්ටි	-									
-කර්තකොලොම්බන්	280 - 300									-
දිවුල්	110 - 130									-
අලිපේර	100 - 120									-
දොඩම්	90 - 110									-

Note:
Usually, the price collection for Veyangoda and Meegoda wholesale markets is done the previous day between 6.00 pm and 8.30 pm, and for all other wholesale markets, the price collection is done between 7.00 am and 2.00 pm.

Data Management Division
Hector Kobbekaduwa Agrarian
Research and Training Institute
P.O. Box 1522
Colombo.

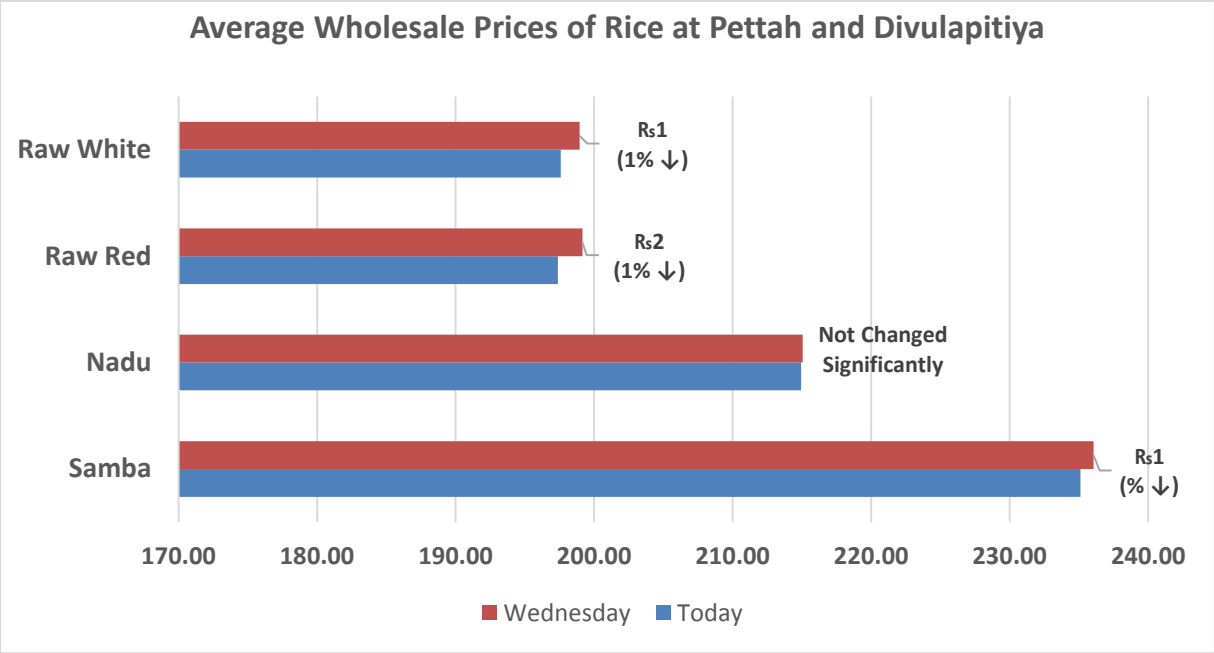
Average Wholesale Prices of Rice at Pettah and Divulapitiya
Raw White
Raw Red
Nadu
Samba
Rs1
(1% ↓)
Rs2
(1% ↓)
Not Changed
Significantly
Rs1
(% ↓)
170.00
180.00
190.00
200.00
210.00
220.00
230.00
240.00
Wednesday
Today

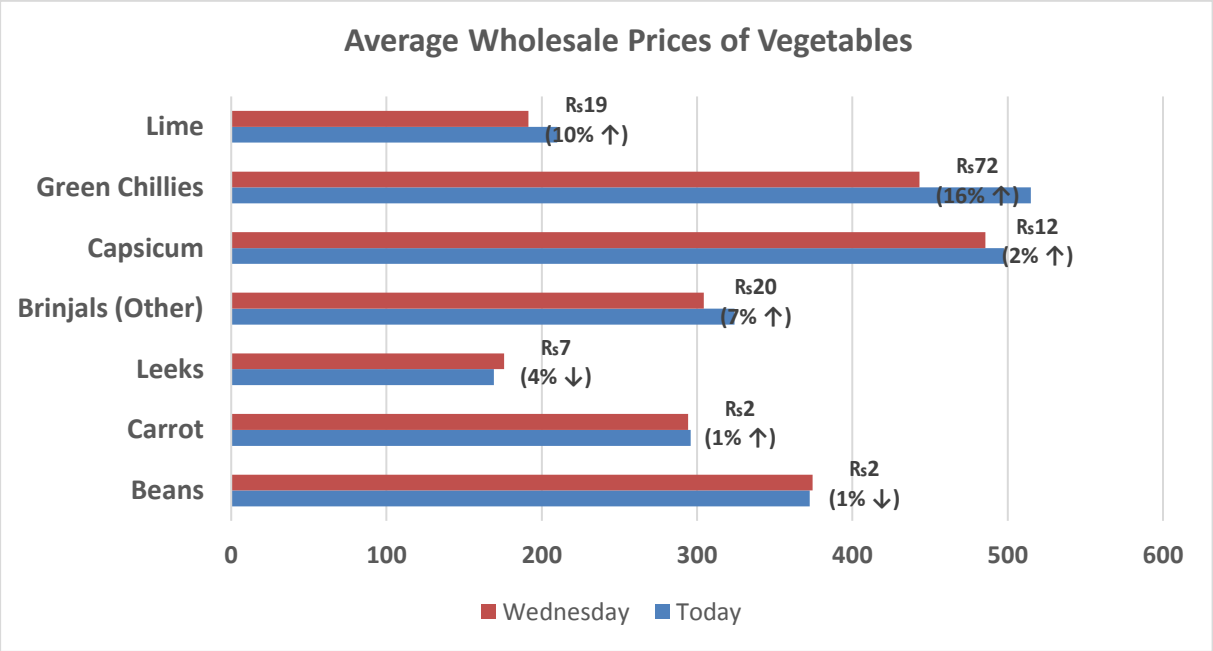
Average Wholesale Prices of Vegetables
Lime
Green Chillies
Capsicum
Brinjals (Other)
Leeks
Carrot
Beans
Rs19
(10% ↑)
Rs72
(16% ↑)
Rs12
(2% ↑)
Rs20
(7% ↑)
Rs7
(4% ↓)
Rs2
(1% ↑)
Rs2
(1% ↓)
0
100
200
300
400
500
600
Wednesday
Today

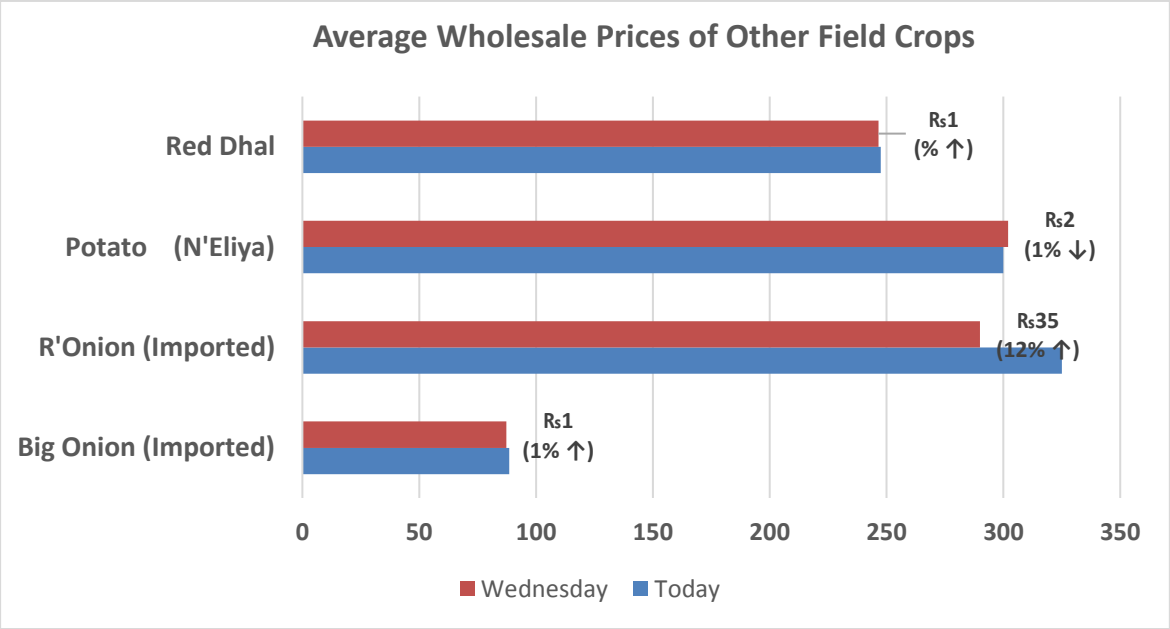
Average Wholesale Prices of Other Field Crops
Red Dhal
Potato (N'Eliya)
R'Onion (Imported)
Big Onion (Imported)
Rs1 (% ↑)
Rs2 (1% ↓)
Rs35 (12% ↑)
Rs1 (1% ↑)
0
50
100
150
200
250
300
350
Wednesday
Today

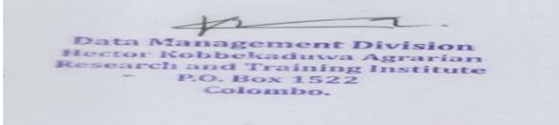
Data Management Division
Hector Kobbekaduwa Agrarian
Research and Training Institute
P.O. Box 1522
Colombo.