Hector Kobbekaduwa Agrarian Research and Training Institute
Data Management Division
(Wholesale Prices of Rice & Subsidiary Food Crops)

2025.12.31

Item	Pettah				Marandagahamula			
	Range	Average		Change *	Range	Average		Change *
	2025.12.31	2025.12.31	2025.12.30		2025.12.31	2025.12.31	2025.12.30	
Rice (Rs/kg)								
Samba 1	265.00 - 270.00	266.60	266.60		262.00 - 265.00	263.60	263.80	-0.20
Samba 2	260.00 - 262.00	260.67	261.00	-0.33	250.00 - 259.00	254.60	255.00	-0.40
Keeri Samba	340.00 - 350.00	343.33	345.00	-1.67	330.00 - 338.00	334.60	334.80	-0.20
Nadu 1	225.00 - 230.00	227.00	226.25	0.75	227.00 - 228.00	227.60	227.00	0.60
Nadu 2	220.00 - 222.00	221.00	221.00		220.00 - 224.00	221.60	220.60	1.00
Raw red	210.00 - 215.00	212.50	212.50		205.00 - 212.00	208.60	209.60	-1.00
Raw White	215.00 - 220.00	216.25	217.50	-1.25	206.00 - 215.00	210.20	209.20	1.00
Imported Rice								
Ponne Samba	230.00 - 235.00	233.75	232.50	1.25	230.00 - 232.00	231.00	230.00	1.00
Nadu	-				-			
Raw White	-				-			
Raw red								
Subsidiary Food Crops								
Dried Chillies (Rs/Kg)								
Imported	750.00 - 800.00	775.00	775.00					
Local								
Onion (Rs/Kg)								
Sinnan	170.00 - 200.00	185.00	195.00	-10.00				
Vedalan	-							
Imported	250.00 - 340.00	312.50	325.00	-12.50				
Big Onion								
Imported	160.00 - 220.00	190.00	200.00	-10.00				
Local	-							
Potatoes (Rs/Kg)								
Welimada	-							
Nuwaraeliya	320.00 - 380.00	350.00	338.00	12.00				
Imported	170.00 - 200.00	182.50	180.00	2.50				
Pulses (Rs/Kg)								
Green Gram	550.00 - 850.00	705.00	685.00	20.00				
Cowpea	750.00 - 800.00	775.00	775.00					
Red Dhal	250.00 - 255.00	253.00	253.00					
Consumption Item(Rs/Kg)								
Sugar(White)	190.00 - 195.00	192.50	192.50					
Wheat Flour	145.00 - 175.00	160.00	163.00	-3.00				
Eggs (Rs/Egg)								
Brown	36.00 - 37.00	36.50	39.00	-2.50				
White	34.00 - 35.00	34.50	37.00	-2.50				

Data Management Division
Hector Kobbekaduwa Agrarian
Research and Training Institute
P.O. Box 1522
Colombo.

Hector Kobbekaduwa Agrarian Research and Training Institute
Data Management Division

Variety	2025.12.31 Peliyagoda Market	2025.12.31 Kandy Market	2025.12.31 Dambulla Market	2025.12.30 Meegoda Market	2025.12.31 Norochchole Market	2025.12.31 Thambuththegama Market	2025.12.31 Keppetipola Market	2025.12.31 Nuwaraeliya Market	2025.12.31 Bandarawela Market	2025.12.30 Veyangoda Market
Up Country Vegetable										
Beans	750 - 800	900 - 1000	600 - 800	900 - 1000	-	700 - 750	-	750 - 800	700 - 750	950 - 1100
Carrot	300 - 350	280 - 300	250 - 300	250 - 280	-	250 - 320	-	270 - 280	200 - 230	260 - 300
Leeks	300 - 350	330 - 350	350 - 380	300 - 330	-	300 - 360	-	320 - 330	280 - 300	280 - 340
Beet root	-	540 - 550	500 - 550	620 - 650	550 - 650	650 - 680	-	-	-	550 - 620
Beet root (N Eliya)	580 - 600	580 - 600	600 - 650	-	-	-	-	400 - 410	480 - 500	-
Knolkhol	380 - 400	350 - 380	350 - 380	350 - 450	240 - 260	-	-	380 - 420	380 - 400	470 - 500
Raddish	150 - 200	150 - 170	130 - 150	180 - 220	50 - 80	160 - 180	-	170 - 190	140 - 150	150 - 180
Cabbage (N'Eliya)	-	320 - 330	-	-	-	-	-	320 - 330	-	-
Cabbage (Kandy)	250 - 300	250 - 300	220 - 250	250 - 310	170 - 200	260 - 320	-	-	200 - 240	260 - 320
Tomato	400 - 500	350 - 400	330 - 380	380 - 450	-	380 - 450	-	350 - 380	280 - 300	380 - 420
Low country Vegetable										
Ladies Fingers	200 - 250	230 - 250	200 - 250	220 - 240	140 - 160	200 - 250	-	-	200 - 220	240 - 280
Brinjals	400 - 500	400 - 450	350 - 500	350 - 450	-	550 - 650	-	-	400 - 450	500 - 560
Capsicum	1200 - 1500	900 - 1000	1200 - 1300	1500 - 1600	-	1400 - 1600	-	1200 - 1300	1200 - 1300	1400 - 1500
Pumpkin	130 - 150	110 - 120	80 - 110	115 - 125	70 - 80	90 - 110	-	-	110 - 120	110 - 120
Cucumber	150 - 180	140 - 150	90 - 110	130 - 160	80 - 100	70 - 100	-	-	150 - 160	130 - 160
Bitter Gourd	500 - 600	550 - 580	600 - 680	630 - 750	-	550 - 600	-	-	620 - 650	650 - 700
Snake Gourd	350 - 400	320 - 350	200 - 300	350 - 370	150 - 200	180 - 220	-	-	340 - 360	340 - 380
Drumstick	-		-	-	-	-	-	-	-	-
Luffa	500 - 550	400 - 430	380 - 450	480 - 520	380 - 400	320 - 370	-	-	430 - 450	460 - 500
Long Beans	250 - 300	250 - 300	200 - 250	250 - 300	120 - 150	120 - 150	-	-	300 - 330	220 - 260
Ash Plantains	180 - 220	150 - 200	130 - 150	150 - 180	-	150 - 180	-	-	170 - 190	200 - 220
Green Chillies	900 - 1000	800 - 850	1000 - 1200	900 - 1000	800 - 900	800 - 900	-	-	800 - 850	880 - 950
Lime	200 - 250	180 - 200	150 - 200	250 - 280	-	160 - 180	-	-	230 - 250	200 - 250
Sweet Potatoe	250 - 260	170 - 180	170 - 200	210 - 230	-	140 - 180	-	-	200 - 230	220 - 240
Manioc	80 - 120	110 - 120	80 - 100	100 - 120	-	80 - 100	-	-	-	120 - 140
Eggplant	500 - 550	550 - 570	450 - 500	630 - 650	-	450 - 550			530 - 550	620 - 680
Potato(Imported)	170 - 200	150 - 165	130 - 155	150 - 175	-	160 - 170	-	-	180 - 200	150 - 180
Potato (Welimada)	-	-	220 - 230	265 - 270	-	-	-	-	260 - 280	270 - 280
Potato (Nuwaraeliya)	320 - 380	320 - 330	-	310 - 320	-	-	-	300 - 310	-	300 - 310
B'Onion Imported	160 - 220	165 - 235	120 - 210	175 - 220	-	170 - 180	-	-	170 - 200	135 - 220
Big-onion Local	-	-	230 - 260	-	-	-	-	-	-	-
Banana										
Ambul(Rs/Kg)	180 - 260	120 - 140								-
Kolikuttu	250 - 280	230 - 240								-
Seeni	120 - 150	120 - 140								-
Anamalu (Rs/Fruits)	33 - 36	-								-
Papaya (Rs/Kg)	220 - 250	190 - 200								-
Passion Fruits(Rs/Fruit	40 - 45									-
Other Fruits (Rs/Fruit)										
Pineapple - Large	300 - 340									
- Medium	250 - 270									-
- Small	200 - 220									-
Mango - Betti	-									
- Karathakol	70 - 85									-
Woodapple	50 - 54									-
Avocado	500 - 520									-
Orange	85 - 100									-

Data Management Division
Hector Kobbekaduwa Agrarian
Research and Training Institute
P.O. Box 1522

හෙක්ටර් කොබ්බෑකඩුව ගොවිකටයුතු පර්යේෂණ හා පුහුණු කිරීමේ ආයතනය

Hector Kobbekaduwa Agrarian Research and Training Institute

දත්ත කළමනාකරණ අංශය

තොග මිල ගණන් (කිලෝවකට රුපියල්)

Wholesale Prices (Rs/Kg)

වර්ගය	2025.12.31 පැලියගොඩ වෙළඳපොළ	2025.12.31 මහනුවර වෙළඳපොළ	2025.12.31 දඹුල්ල වෙළඳපොළ	2025.12.30 මීගොඩ වෙළඳපොළ	2025.12.31 නොරොච්චෝලේ වෙළඳපොළ	2025.12.31 තඹුත්තේගම වෙළඳපොළ	2025.12.31 කැප්පෙට්පොළ වෙළඳපොළ	2025.12.31 නුවරඑළිය වෙළඳපොළ	2025.12.31 බණ්ඩාරවෙල වෙළඳපොළ	2025.12.30 වෙයන්ගොඩ වෙළඳපොළ
උඩරට එළවළු										
බෝංචි	750 - 800	900 - 1000	600 - 800	900 - 1000	-	700 - 750	-	750 - 800	700 - 750	950 - 1100
කැරට්	300 - 350	280 - 300	250 - 300	250 - 280	-	250 - 320	-	270 - 280	200 - 230	260 - 300
ලීක්ස්	300 - 350	330 - 350	350 - 380	300 - 330	-	300 - 360	-	320 - 330	280 - 300	280 - 340
බීට්රූට්	-	540 - 550	500 - 550	620 - 650	550 - 650	650 - 680	-	-	-	550 - 620
බීට්රූට් (නුවරඑළිය)	580 - 600	580 - 600	600 - 650	-	-	-	-	400 - 410	480 - 500	-
නෝකෝල්	380 - 400	350 - 380	350 - 380	350 - 450	240 - 260	-	-	380 - 420	380 - 400	470 - 500
රාබු	150 - 200	150 - 170	130 - 150	180 - 220	50 - 80	160 - 180	-	170 - 190	140 - 150	150 - 180
ගෝවා (නුවරඑළිය)	-	320 - 330	-	-	-	-	-	320 - 330	-	-
ගෝවා (නුවර)	250 - 300	250 - 300	220 - 250	250 - 310	170 - 200	260 - 320	-	-	200 - 240	260 - 320
තක්කාලි	400 - 500	350 - 400	330 - 380	380 - 450	-	380 - 450	-	350 - 380	280 - 300	380 - 420
පහතරට එළවළු										
බණ්ඩක්කා	200 - 250	230 - 250	200 - 250	220 - 240	140 - 160	200 - 250	-	-	200 - 220	240 - 280
වම්බටු	400 - 500	400 - 450	350 - 500	350 - 450	-	550 - 650	-	-	400 - 450	500 - 560
මාළු මිරිස්	1200 - 1500	900 - 1000	1200 - 1300	1500 - 1600	-	1400 - 1600	-	1200 - 1300	1200 - 1300	1400 - 1500
වට්ටක්කා	130 - 150	110 - 120	80 - 110	115 - 125	70 - 80	90 - 110	-	-	110 - 120	110 - 120
පිපිඤ්ඤා	150 - 180	140 - 150	90 - 110	130 - 160	80 - 100	70 - 100	-	-	150 - 160	130 - 160
කරවිල	500 - 600	550 - 580	600 - 680	630 - 750	-	550 - 600	-	-	620 - 650	650 - 700
පතෝල	350 - 400	320 - 350	200 - 300	350 - 370	150 - 200	180 - 220	-	-	340 - 360	340 - 380
මුරුංගා	-		-	-	-	-	-	-	-	-
වැටකොළු	500 - 550	400 - 430	380 - 450	480 - 520	380 - 400	320 - 370	-	-	430 - 450	460 - 500
මෑකරල්	250 - 300	250 - 300	200 - 250	250 - 300	120 - 150	120 - 150	-	-	300 - 330	220 - 260
අළු කෙසෙල්	180 - 220	150 - 200	130 - 150	150 - 180	-	150 - 180	-	-	170 - 190	200 - 220
අමු මිරිස්	900 - 1000	800 - 850	1000 - 1200	900 - 1000	800 - 900	800 - 900	-	-	800 - 850	880 - 950
දෙහි	200 - 250	180 - 200	150 - 200	250 - 280	-	160 - 180	-	-	230 - 250	200 - 250
බතල	250 - 260	170 - 180	170 - 200	210 - 230	-	140 - 180	-	-	200 - 230	220 - 240
මඤ්ඤොක්කා	80 - 120	110 - 120	80 - 100	100 - 120	-	80 - 100	-	-	-	120 - 140
එළබටු	500 - 550	550 - 570	450 - 500	630 - 650	-	450 - 550			530 - 550	620 - 680
අර්තාපල් (ආනයනික)	170 - 200	150 - 165	130 - 155	150 - 175	-	160 - 170	-	-	180 - 200	150 - 180
අර්තාපල් (වැලිමඩ)	-	-	220 - 230	265 - 270	-	-	-	-	260 - 280	270 - 280
අර්තාපල් (නුවරඑළිය)	320 - 380	320 - 330	-	310 - 320	-	-	-	300 - 310	-	300 - 310
ලොකුළූණු (ආනයනික)	160 - 220	165 - 235	120 - 210	175 - 220	-	170 - 180	-	-	170 - 200	135 - 220
ලොකුළූණු දේශීය	-	-	230 - 260	-	-	-	-	-	-	-
කෙසෙල්										
ඇඹුල් (කිලෝවකට)	180 - 260	120 - 140								-
කෝලිකුට්ටු (කිලෝවකට)	250 - 280	230 - 240								-
සීනි (කිලෝවකට)	120 - 150	120 - 140								-
ආනමාළු (එකකට රු.)	33 - 36	-								-
ගස්ලබු (කිලෝවකට))	220 - 250	190 - 200								-
වැල්දොඩම් (එකකට රු.)	40 - 45									-
පළතුරු (එකකට රු.)										
අන්නාස -ලොකු ප්‍රමාණය	300 - 340									
- මධ්‍යම ප්‍රමාණය	250 - 270									-
- කුඩා ප්‍රමාණය	200 - 220									-
අඹ - බෙට්ටි	-									
-කර්තකොලොම්බන්	70 - 85									-
දිවුල්	50 - 54									-
අලිපේර	500 - 520									-
දොඩම්	85 - 100									-

Note:
Usually, the price collection for Veyangoda and Meegoda wholesale markets is done the previous day between 6.00 pm and 8.30 pm, and for all other wholesale markets, the price collection is done between 7.00 am and 2.00 pm.

Data Management Division
Hector Kobbekaduwa Agrarian Research and Training Institute
P.O. Box 1522
Colombo.

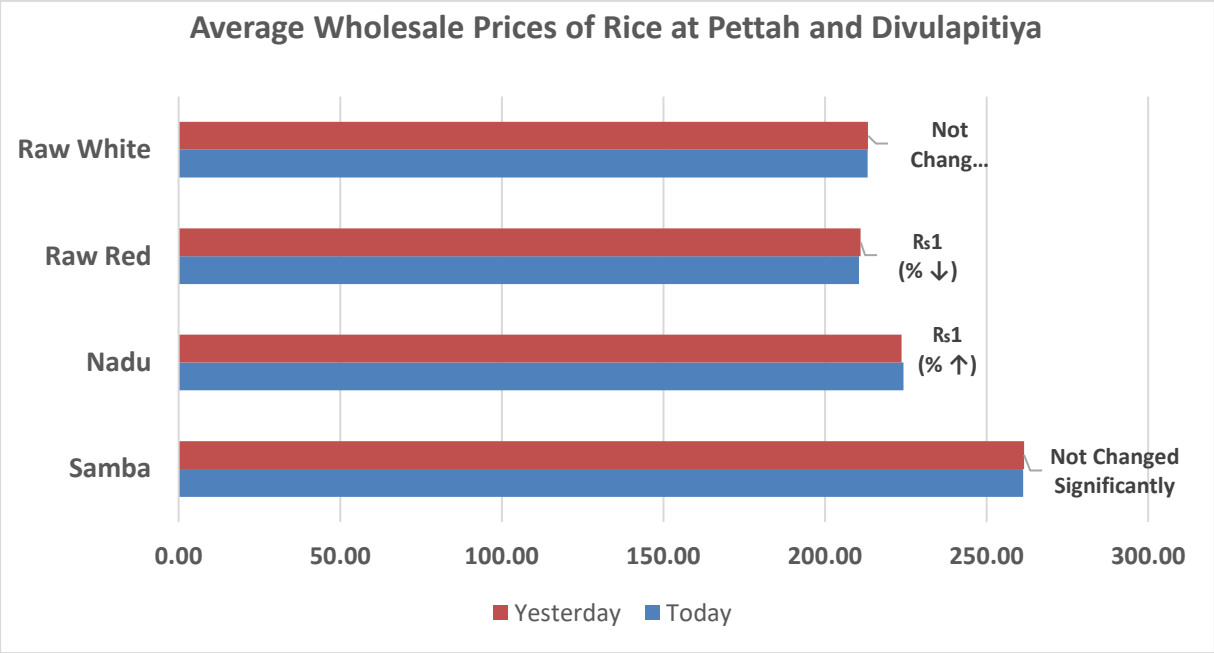
Average Wholesale Prices of Rice at Pettah and Divulapitiya
Raw White
Raw Red
Nadu
Samba
Not Chang...
Rs1 (% ↓)
Rs1 (% ↑)
Not Changed Significantly
0.00
50.00
100.00
150.00
200.00
250.00
300.00
Yesterday
Today

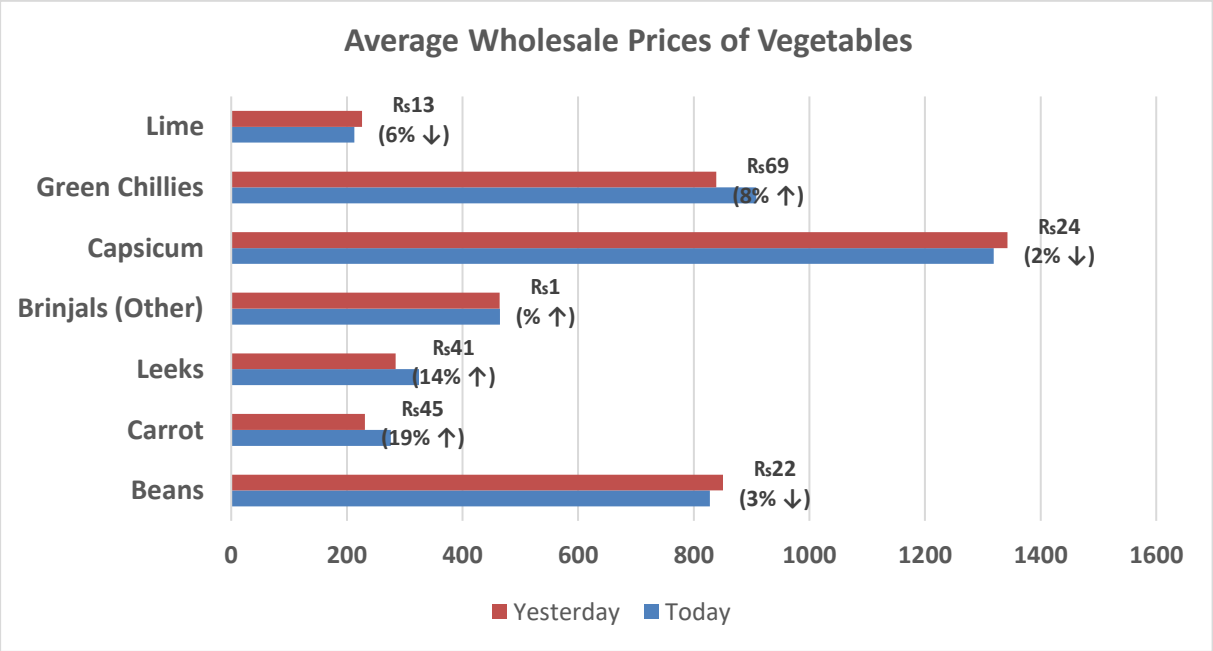
Average Wholesale Prices of Vegetables
Lime
Green Chillies
Capsicum
Brinjals (Other)
Leeks
Carrot
Beans
Rs13 (6% ↓)
Rs69 (8% ↑)
Rs24 (2% ↓)
Rs1 (% ↑)
Rs41 (14% ↑)
Rs45 (19% ↑)
Rs22 (3% ↓)
0
200
400
600
800
1000
1200
1400
1600
Yesterday
Today

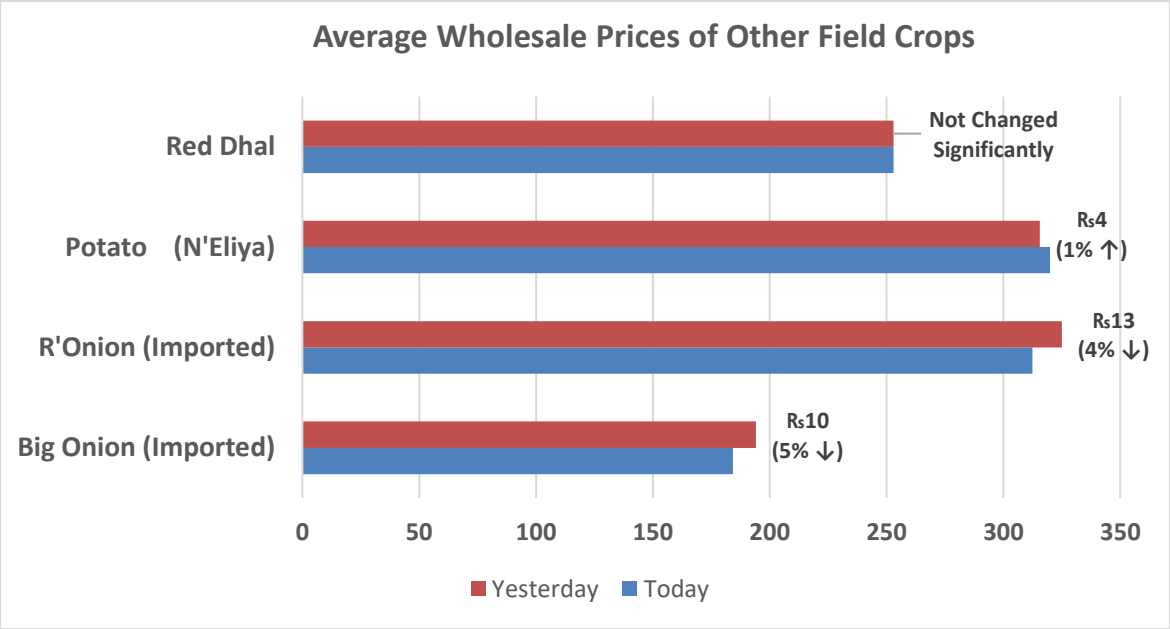
Average Wholesale Prices of Other Field Crops
Red Dhal
Potato (N'Eliya)
R'Onion (Imported)
Big Onion (Imported)
Not Changed Significantly
Rs4 (1% ↑)
Rs13 (4% ↓)
Rs10 (5% ↓)
0
50
100
150
200
250
300
350
Yesterday
Today

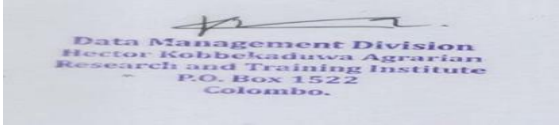
Data Management Division
Hector Kobbekaduwa Agrarian
Research and Training Institute
P.O. Box 1522
Colombo.