Hector Kobbekaduwa Agrarian Research and Training Institute
Data Management Division
(Wholesale Prices of Rice & Subsidiary Food Crops)

2025.12.30

Item	Pettah				Marandagahamula			
	Range	Average		Change *	Range	Average		Change *
	2025.12.30	2025.12.30	2025.12.29		2025.12.30	2025.12.30	2025.12.29	
Rice (Rs/kg)								
Samba 1	265.00 - 270.00	266.60	266.60		262.00 - 265.00	263.80	264.20	-0.40
Samba 2	260.00 - 262.00	261.00	261.33	-0.33	250.00 - 260.00	255.00	253.80	1.20
Keeri Samba	340.00 - 350.00	345.00	333.33	11.67	330.00 - 340.00	334.80	334.80	
Nadu 1	225.00 - 230.00	226.25	227.00	-0.75	226.00 - 228.00	227.00	227.60	-0.60
Nadu 2	220.00 - 222.00	221.00	221.00		218.00 - 223.00	220.60	220.40	0.20
Raw red	210.00 - 215.00	212.50	212.50		205.00 - 213.00	209.60	209.80	-0.20
Raw White	215.00 - 220.00	217.50	216.25	1.25	206.00 - 212.00	209.20	209.40	-0.20
Imported Rice								
Ponne Samba	230.00 - 235.00	232.50	232.50		230.00 - 230.00	230.00	230.00	
Nadu	-				-			
Raw White	-				-			
Raw red								
Subsidiary Food Crops								
Dried Chillies (Rs/Kg)								
Imported	750.00 - 800.00	775.00	775.00					
Local								
Onion (Rs/Kg)								
Sinnan	170.00 - 220.00	195.00						
Vedalan	-		185.00					
Imported	300.00 - 350.00	325.00	295.00	30.00				
Big Onion								
Imported	170.00 - 230.00	200.00	185.00	15.00				
Local	-							
Potatoes (Rs/Kg)								
Welimada	-							
Nuwaraeliya	320.00 - 350.00	338.00	346.00	-8.00				
Imported	140.00 - 220.00	180.00	182.50	-2.50				
Pulses (Rs/Kg)								
Green Gram	620.00 - 750.00	685.00	675.00	10.00				
Cowpea	750.00 - 800.00	775.00	775.00					
Red Dhal	250.00 - 255.00	253.00	253.00					
Consumption Item(Rs/Kg)								
Sugar(White)	190.00 - 195.00	192.50	195.00	-2.50				
Wheat Flour	150.00 - 176.00	163.00	160.00	3.00				
Eggs (Rs/Egg)								
Brown	38.00 - 40.00	39.00	38.50	0.50				
White	36.00 - 38.00	37.00	36.50	0.50				

Data Management Division
Hector Kobbekaduwa Agrarian
Research and Training Institute
P.O. Box 1522
Colombo.

Hector Kobbekaduwa Agrarian Research and Training Institute
Data Management Division

Variety	2025.12.30 Peliyagoda Market	2025.12.30 Kandy Market	2025.12.30 Dambulla Market	2025.12.29 Meegoda Market	2025.12.30 Norochchole Market	2025.12.30 Thambuththegama Market	2025.12.30 Keppetipola Market	2025.12.30 Nuwaraeliya Market	2025.12.30 Bandarawela Market	2025.12.29 Veyangoda Market
Up Country Vegetable										
Beans	800 - 900	1000 - 1100	650 - 750	850 - 950	-	750 - 800	800 - 900	850 - 900	720 - 760	880 - 950
Carrot	220 - 250	220 - 250	160 - 240	240 - 270	-	230 - 260	180 - 200	250 - 270	200 - 230	230 - 260
Leeks	320 - 350	260 - 280	250 - 300	290 - 320	-	260 - 300	230 - 250	300 - 310	280 - 300	240 - 280
Beet root	520 - 550	500 - 530	500 - 550	620 - 650	600 - 650	630 - 670	-	-	-	580 - 630
Beet root (N Eliya)	560 - 600	550 - 580	620 - 650	-	-	-	450 - 500	400 - 410	480 - 500	-
Knolkhol	350 - 400	350 - 360	360 - 400	460 - 480	280 - 300	-	420 - 450	380 - 400	380 - 400	470 - 500
Raddish	160 - 200	130 - 150	120 - 150	180 - 210	60 - 120	160 - 180	130 - 150	170 - 190	140 - 150	150 - 180
Cabbage (N'Eliya)	-	320 - 340	-	-	-	-	180 - 200	300 - 310	200 - 240	-
Cabbage (Kandy)	230 - 260	270 - 300	220 - 260	240 - 290	170 - 220	260 - 300	-	-	-	220 - 260
Tomato	300 - 400	350 - 400	300 - 350	380 - 450	-	350 - 400	350 - 380	380 - 420	320 - 360	400 - 500
Low country Vegetable										
Ladies Fingers	200 - 250	230 - 250	200 - 230	220 - 250	200 - 220	200 - 250	-	-	200 - 220	240 - 280
Brinjals	300 - 400	400 - 450	450 - 550	450 - 560	400 - 450	550 - 600	400 - 450	-	400 - 450	500 - 600
Capsicum	1200 - 1500	1100 - 1200	900 - 1200	1500 - 1650	1700 - 1800	1200 - 1400	1100 - 1300	1200 - 1300	1300 - 1400	1400 - 1500
Pumpkin	120 - 140	130 - 140	80 - 100	115 - 125	70 - 100	80 - 100	110 - 120	-	100 - 120	110 - 120
Cucumber	130 - 150	130 - 140	80 - 100	130 - 150	80 - 120	80 - 100	150 - 160	-	150 - 160	130 - 160
Bitter Gourd	700 - 800	500 - 550	500 - 550	650 - 750	-	550 - 600	-	-	640 - 660	700 - 800
Snake Gourd	350 - 400	350 - 380	150 - 200	350 - 370	150 - 250	220 - 250	-	-	380 - 400	370 - 400
Drumstick	-		-	-	-	-	-	-	-	-
Luffa	480 - 500	400 - 430	380 - 450	450 - 500	-	380 - 430	-	-	440 - 450	450 - 500
Long Beans	250 - 350	300 - 320	150 - 220	250 - 300	200 - 230	160 - 200	-	-	300 - 330	250 - 280
Ash Plantains	160 - 200	150 - 180	140 - 150	150 - 200	-	150 - 180	-	-	160 - 180	200 - 220
Green Chillies	800 - 900	800 - 850	700 - 800	800 - 900	900 - 900	800 - 900	700 - 800	-	800 - 850	900 - 1000
Lime	200 - 250	150 - 200	250 - 280	255 - 260	-	160 - 200	-	-	230 - 250	220 - 260
Sweet Potatoe	250 - 260	180 - 190	160 - 180	220 - 250	-	140 - 170	200 - 220	-	200 - 230	220 - 240
Manioc	80 - 120	110 - 120	80 - 110	100 - 120	80 - 100	80 - 100	100 - 120	-	-	120 - 140
Eggplant	500 - 550	530 - 550	500 - 550	600 - 650	-	400 - 500			530 - 550	-
Potato(Imported)	140 - 220	160 - 200	145 - 155	155 - 175	-	155 - 170	-	-	180 - 200	150 - 175
Potato (Welimada)	-	-	220 - 230	-	-	-	260 - 280	-	260 - 280	-
Potato (Nuwaraeliya)	320 - 350	320 - 330	-	310 - 320	-	-	-	290 - 300	-	300 - 310
B'Onion Imported	170 - 230	170 - 230	170 - 220	170 - 225	-	170 - 220	180 - 210	-	170 - 200	140 - 230
Big-onion Local	-	-	200 - 230	-	-	-	260 - 270	-	-	-
Banana										
Ambul(Rs/Kg)	170 - 200	130 - 150								-
Kolikuttu	220 - 240	230 - 240								-
Seeni	120 - 140	130 - 150								-
Anamalu (Rs/Fruits)	33 - 36	-								-
Papaya (Rs/Kg)	240 - 270	190 - 200								-
Passion Fruits(Rs/Fruit	40 - 45									-
Other Fruits (Rs/Fruit)										
Pineapple - Large	300 - 350									
- Medium	260 - 280									-
- Small	220 - 240									-
Mango - Betti	-									
- Karathakol	70 - 85									-
Woodapple	46 - 52									-
Avocado	500 - 535									-
Orange	85 - 100									-

Data Management Division
Hector Kobbekaduwa Agrarian
Research and Training Institute
P.O. Box 1522

හෙක්ටර් කොබ්බෑකඩුව ගොවිකටයුතු පර්යේෂණ හා පුහුණු කිරීමේ ආයතනය

Hector Kobbekaduwa Agrarian Research and Training Institute

දත්ත කළමනාකරණ අංශය

තොග මිල ගණන් (කිලෝවකට රුපියල්)

Wholesale Prices (Rs/Kg)

වර්ගය	2025.12.30 පැලියගොඩ වෙළඳපොළ	2025.12.30 මහනුවර වෙළඳපොළ	2025.12.30 දඹුල්ල වෙළඳපොළ	2025.12.29 මීගොඩ වෙළඳපොළ	2025.12.30 නොරොච්චෝලේ වෙළඳපොළ	2025.12.30 තඹුත්තේගම වෙළඳපොළ	2025.12.30 කැප්පෙටිපොළ වෙළඳපොළ	2025.12.30 නුවරඑළිය වෙළඳපොළ	2025.12.30 බණ්ඩාරවෙල වෙළඳපොළ	2025.12.29 වෙයන්ගොඩ වෙළඳපොළ
උඩරට එළවළු										
බෝංචි	800 - 900	1000 - 1100	650 - 750	850 - 950	-	750 - 800	800 - 900	850 - 900	720 - 760	880 - 950
කැරට්	220 - 250	220 - 250	160 - 240	240 - 270	-	230 - 260	180 - 200	250 - 270	200 - 230	230 - 260
ලීක්ස්	320 - 350	260 - 280	250 - 300	290 - 320	-	260 - 300	230 - 250	300 - 310	280 - 300	240 - 280
බීට්රූට්	520 - 550	500 - 530	500 - 550	620 - 650	600 - 650	630 - 670	-	-	-	580 - 630
බීට්රූට් (නුවරඑළිය)	560 - 600	550 - 580	620 - 650	-	-	-	450 - 500	400 - 410	480 - 500	-
නෝකෝල්	350 - 400	350 - 360	360 - 400	460 - 480	280 - 300	-	420 - 450	380 - 400	380 - 400	470 - 500
රාබු	160 - 200	130 - 150	120 - 150	180 - 210	60 - 120	160 - 180	130 - 150	170 - 190	140 - 150	150 - 180
ගෝවා (නුවරඑළිය)	-	320 - 340	-	-	-	-	180 - 200	300 - 310	200 - 240	-
ගෝවා (නුවර)	230 - 260	270 - 300	220 - 260	240 - 290	170 - 220	260 - 300	-	-	-	220 - 260
තක්කාලි	300 - 400	350 - 400	300 - 350	380 - 450	-	350 - 400	350 - 380	380 - 420	320 - 360	400 - 500
පහතරට එළවළු										
බණ්ඩක්කා	200 - 250	230 - 250	200 - 230	220 - 250	200 - 220	200 - 250	-	-	200 - 220	240 - 280
වම්බටු	300 - 400	400 - 450	450 - 550	450 - 560	400 - 450	550 - 600	400 - 450	-	400 - 450	500 - 600
මාළු මිරිස්	1200 - 1500	1100 - 1200	900 - 1200	1500 - 1650	1700 - 1800	1200 - 1400	1100 - 1300	1200 - 1300	1300 - 1400	1400 - 1500
වට්ටක්කා	120 - 140	130 - 140	80 - 100	115 - 125	70 - 100	80 - 100	110 - 120	-	100 - 120	110 - 120
පිපිඤ්ඤා	130 - 150	130 - 140	80 - 100	130 - 150	80 - 120	80 - 100	150 - 160	-	150 - 160	130 - 160
කරවිල	700 - 800	500 - 550	500 - 550	650 - 750	-	550 - 600	-	-	640 - 660	700 - 800
පතෝල	350 - 400	350 - 380	150 - 200	350 - 370	150 - 250	220 - 250	-	-	380 - 400	370 - 400
මුරුංගා	-		-	-	-	-	-	-	-	-
වැටකොළු	480 - 500	400 - 430	380 - 450	450 - 500	-	380 - 430	-	-	440 - 450	450 - 500
මෑකරල්	250 - 350	300 - 320	150 - 220	250 - 300	200 - 230	160 - 200	-	-	300 - 330	250 - 280
අළු කෙසෙල්	160 - 200	150 - 180	140 - 150	150 - 200	-	150 - 180	-	-	160 - 180	200 - 220
අමු මිරිස්	800 - 900	800 - 850	700 - 800	800 - 900	900 - 900	800 - 900	700 - 800	-	800 - 850	900 - 1000
දෙහි	200 - 250	150 - 200	250 - 280	255 - 260	-	160 - 200	-	-	230 - 250	220 - 260
බතල	250 - 260	180 - 190	160 - 180	220 - 250	-	140 - 170	200 - 220	-	200 - 230	220 - 240
මඤ්ඤොක්කා	80 - 120	110 - 120	80 - 110	100 - 120	80 - 100	80 - 100	100 - 120	-	-	120 - 140
එළබටු	500 - 550	530 - 550	500 - 550	600 - 650	-	400 - 500			530 - 550	-
අර්තාපල් (ආනයනික)	140 - 220	160 - 200	145 - 155	155 - 175	-	155 - 170	-	-	180 - 200	150 - 175
අර්තාපල් (වැලිමඩ)	-	-	220 - 230	-	-	-	260 - 280	-	260 - 280	-
අර්තාපල් (නුවරඑළිය)	320 - 350	320 - 330	-	310 - 320	-	-	-	290 - 300	-	300 - 310
ලොකුළූණු (ආනයනික)	170 - 230	170 - 230	170 - 220	170 - 225	-	170 - 220	180 - 210	-	170 - 200	140 - 230
ලොකුළූණු දේශීය	-	-	200 - 230	-	-	-	260 - 270	-	-	-
කෙසෙල්										
ඇඹුල් (කිලෝවකට)	170 - 200	130 - 150								-
කෝලිකුට්ටු (කිලෝවකට)	220 - 240	230 - 240								-
සීනි (කිලෝවකට)	120 - 140	130 - 150								-
ආනමාළු (එකකට රු.)	33 - 36	-								-
ගස්ලබු (කිලෝවකට))	240 - 270	190 - 200								-
වැල්දොඩම් (එකකට රු.)	40 - 45									-
පළතුරු (එකකට රු.)										
අන්නාස -ලොකු ප්‍රමාණය	300 - 350									
- මධ්‍යම ප්‍රමාණය	260 - 280									-
- කුඩා ප්‍රමාණය	220 - 240									-
අඹ - බෙට්ටි	-									
-කර්තකොලොම්බන්	70 - 85									-
දිවුල්	46 - 52									-
අලිපේර	500 - 535									-
දොඩම්	85 - 100									-

Note:
Usually, the price collection for Veyangoda and Meegoda wholesale markets is done the previous day between 6.00 pm and 8.30 pm, and for all other wholesale markets, the price collection is done between 7.00 am and 2.00 pm.

Data Management Division
Hector Kobbekaduwa Agrarian Research and Training Institute
P.O. Box 1522
Colombo.

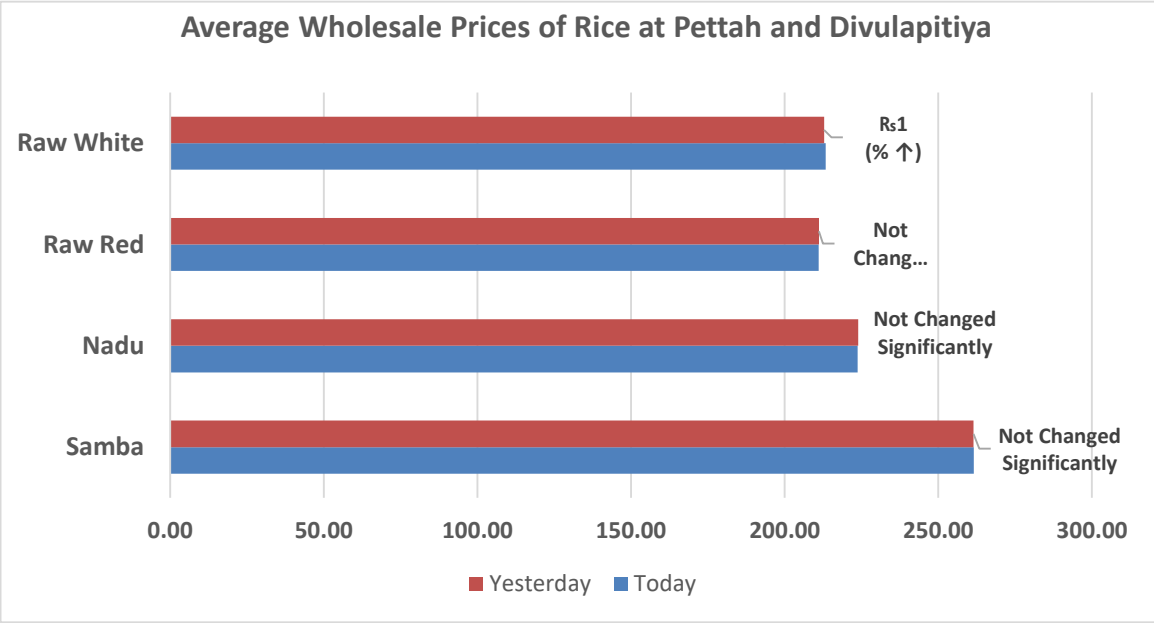
Average Wholesale Prices of Rice at Pettah and Divulapitiya
Raw White
Raw Red
Nadu
Samba
Rs1
(% ↑)
Not
Chang...
Not Changed
Significantly
Not Changed
Significantly
0.00
50.00
100.00
150.00
200.00
250.00
300.00
Yesterday
Today

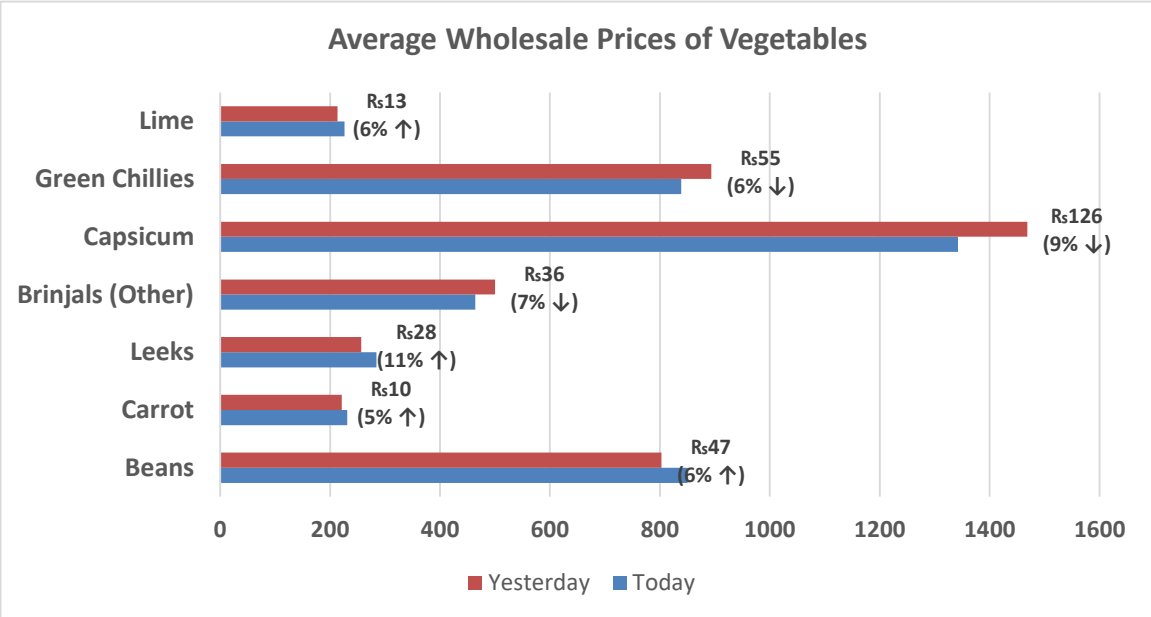
Average Wholesale Prices of Vegetables
Lime
Green Chillies
Capsicum
Brinjals (Other)
Leeks
Carrot
Beans
Rs13
(6% ↑)
Rs55
(6% ↓)
Rs126
(9% ↓)
Rs36
(7% ↓)
Rs28
(11% ↑)
Rs10
(5% ↑)
Rs47
(6% ↑)
0
200
400
600
800
1000
1200
1400
1600
Yesterday
Today

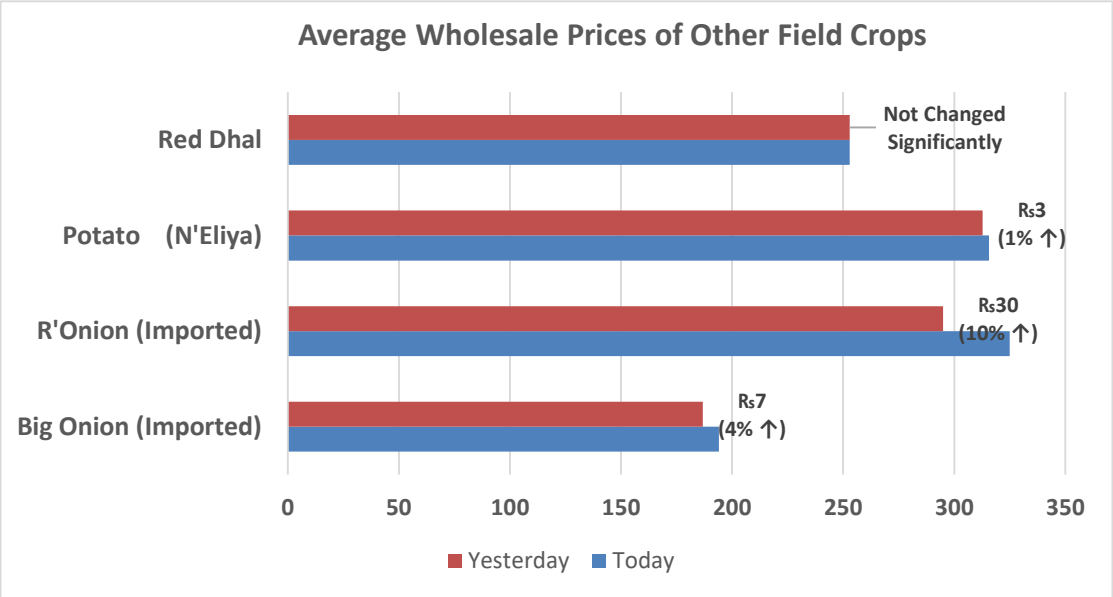
Average Wholesale Prices of Other Field Crops
Red Dhal
Potato (N'Eliya)
R'Onion (Imported)
Big Onion (Imported)
Not Changed Significantly
Rs3 (1% ↑)
Rs30 (10% ↑)
Rs7 (4% ↑)
0
50
100
150
200
250
300
350
Yesterday
Today

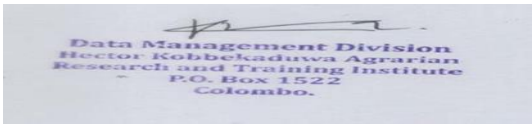
Data Management Division
Hector Kobbekaduwa Agrarian
Research and Training Institute
P.O. Box 1522
Colombo.