Hector Kobbekaduwa Agrarian Research and Training Institute
Data Management Division
(Wholesale Prices of Rice & Subsidiary Food Crops)

2025.12.23

Item	Pettah				Marandagahamula			
	Range	Average		Change *	Range	Average		Change *
	2025.12.23	2025.12.23	2025.12.22		2025.12.23	2025.12.23	2025.12.22	
Rice (Rs/kg)								
Samba 1	260.00 - 265.00	262.00	264.00	-2.00	260.00 - 265.00	263.60	263.60	
Samba 2	255.00 - 258.00	256.00	256.00		250.00 - 259.00	255.40	253.40	2.00
Keeri Samba	330.00 - 350.00	342.00	342.00		330.00 - 334.00	331.60	332.00	-0.40
Nadu 1	225.00 - 230.00	227.60	226.60	1.00	226.00 - 229.00	227.80	227.80	
Nadu 2	220.00 - 222.00	221.00	221.00		220.00 - 224.00	221.80	222.00	-0.20
Raw red	210.00 - 215.00	212.50	213.00	-0.50	206.00 - 213.00	209.40	210.80	-1.40
Raw White	210.00 - 215.00	213.00	211.00	2.00	206.00 - 212.00	209.60	210.00	-0.40
Imported Rice								
Ponne Samba	230.00 - 235.00	232.50	232.50		230.00 - 232.00	231.20	231.20	
Nadu	-				-			
Raw White	-				-			
Raw red								
Subsidiary Food Crops								
Dried Chillies (Rs/Kg)								
Imported	780.00 - 850.00	815.00	815.00					
Local								
Onion (Rs/Kg)								
Sinnan	-							
Vedalan	170.00 - 220.00	195.00	235.00	-40.00				
Imported	250.00 - 320.00	285.00	320.00	-35.00				
Big Onion								
Imported	100.00 - 190.00	145.00	165.00	-20.00				
Local	-							
Potatoes (Rs/Kg)								
Welimada	-							
Nuwaraeliya	320.00 - 350.00	338.00	308.00	30.00				
Imported	160.00 - 220.00	196.00	172.00	24.00				
Pulses (Rs/Kg)								
Green Gram	550.00 - 800.00	690.00	670.00	20.00				
Cowpea (White)	750.00 - 800.00	775.00	775.00					
Red Dhal	250.00 - 260.00	256.00	253.00	3.00				
Consumption Item(Rs/Kg)								
Sugar(White)	194.00 - 197.00	195.50	196.00	-0.50				
Wheat Flour	145.00 - 176.00	160.50	160.00	0.50				
Eggs (Rs/Egg)								
Brown	41.00 - 42.00	41.50	41.50					
White	40.00 - 41.00	40.50	39.50	1.00				

Data Management Division
Hector Kobbekaduwa Agrarian
Research and Training Institute
P.O. Box 1522
Colombo.

Hector Kobbekaduwa Agrarian Research and Training Institute
Data Management Division

Variety	2025.12.23 Peliyagoda Market	2025.12.23 Kandy Market	2025.12.23 Dambulla Market	2025.12.22 Meegoda Market	2025.12.23 Norochchole Market	2025.12.23 Thambuththegama Market	2025.12.23 Keppetipola Market	2025.12.23 Nuwaraeliya Market	2025.12.23 Bandarawela Market	2025.12.22 Veyangoda Market
Up Country Vegetable										
Beans	900 - 1000	650 - 700	580 - 650	700 - 800	-	650 - 700	700 - 750	750 - 800	720 - 760	680 - 720
Carrot	160 - 200	170 - 200	150 - 220	240 - 260	-	220 - 280	140 - 160	220 - 230	200 - 220	220 - 260
Leeks	200 - 250	200 - 220	180 - 230	230 - 270	-	230 - 280	160 - 180	220 - 230	190 - 220	220 - 260
Beet root	450 - 480	430 - 450	450 - 520	480 - 550	500 - 600	550 - 600	-	-	-	540 - 580
Beet root (N Eliya)	500 - 550	480 - 500	580 - 600	-	-	-	450 - 500	380 - 400	460 - 480	-
Knolkhol	300 - 350	250 - 300	380 - 400	430 - 450	-	-	350 - 400	350 - 380	350 - 370	400 - 450
Raddish	160 - 200	130 - 150	160 - 180	180 - 220	80 - 160	200 - 240	100 - 110	170 - 190	130 - 150	140 - 160
Cabbage (N'Eliya)	-	240 - 250	-	-	-	-	150 - 180	240 - 250	200 - 220	-
Cabbage (Kandy)	200 - 250	150 - 200	180 - 230	250 - 310	170 - 220	250 - 300	-	-	-	250 - 300
Tomato	600 - 650	580 - 620	500 - 580	650 - 700	-	500 - 550	550 - 600	650 - 700	530 - 580	570 - 620
Low country Vegetable										
Ladies Fingers	160 - 200	180 - 200	150 - 180	200 - 260	220 - 230	200 - 240	-	-	160 - 180	180 - 240
Brinjals	400 - 500	400 - 450	500 - 580	450 - 550	-	630 - 680	400 - 450	-	440 - 460	500 - 600
Capsicum	1200 - 1300	900 - 950	1100 - 1250	1250 - 1300	800 - 900	1200 - 1300	1000 - 1100	1100 - 1200	1000 - 1100	1200 - 1400
Pumpkin	80 - 120	100 - 110	70 - 100	90 - 110	80 - 100	80 - 100	90 - 100	-	80 - 100	90 - 100
Cucumber	120 - 150	120 - 130	100 - 130	130 - 170	80 - 130	80 - 100	150 - 160	-	130 - 150	100 - 140
Bitter Gourd	700 - 750	530 - 550	550 - 700	770 - 820	-	650 - 700	-	-	650 - 680	800 - 830
Snake Gourd	300 - 400	400 - 420	350 - 430	380 - 400	350 - 360	380 - 450	-	-	440 - 460	450 - 480
Drumstick	-		-	-	-	-	-	-	-	-
Luffa	500 - 550	430 - 450	400 - 450	430 - 450	-	350 - 400	-	-	470 - 480	460 - 500
Long Beans	400 - 500	400 - 450	350 - 450	430 - 450	350 - 360	500 - 550	-	-	350 - 380	370 - 400
Ash Plantains	150 - 200	150 - 170	160 - 180	170 - 200	80 - 100	150 - 180	-	-	130 - 150	180 - 200
Green Chillies	750 - 850	700 - 750	850 - 1000	850 - 900	850 - 850	850 - 1000	600 - 650	-	800 - 900	900 - 1000
Lime	200 - 300	200 - 220	180 - 220	250 - 300	-	160 - 200	-	-	300 - 350	240 - 280
Sweet Potatoe	200 - 220	170 - 190	150 - 180	200 - 220	-	150 - 180	200 - 220	-	200 - 220	200 - 220
Manioc	70 - 100	100 - 120	80 - 120	110 - 130	70 - 90	80 - 100	100 - 110	-	-	100 - 120
Eggplant	500 - 550	480 - 500	550 - 600	600 - 650	-	500 - 600			500 - 530	600 - 630
Potato(Imported)	160 - 220	170 - 190	160 - 170	160 - 180	-	160 - 185	-	-	160 - 190	175 - 180
Potato (Welimada)	-	-	230 - 240	265 - 270	-	-	240 - 260	-	260 - 280	280 - 300
Potato (Nuwaraeliya)	320 - 350	290 - 300	-	320 - 330	-	-	-	280 - 290	-	-
B'Onion Imported	100 - 190	150 - 210	120 - 190	150 - 195	-	155 - 180	185 - 190	-	180 - 190	155 - 170
Big-onion Local	-	-	230 - 250	260 - 270	-	160 - 200	250 - 260	-	250 - 260	-
Banana										
Ambul(Rs/Kg)	120 - 140	100 - 130								-
Kolikuttu	220 - 230	210 - 220								-
Seeni	100 - 120	100 - 130								-
Anamalu (Rs/Fruits)	31 - 34	-								-
Papaya (Rs/Kg)	160 - 200	170 - 180								-
Passion Fruits(Rs/Fruit	30 - 35									-
Other Fruits (Rs/Fruit)										
Pineapple - Large	300 - 330									
- Medium	250 - 270									-
- Small	190 - 220									-
Mango - Betti	-									
- Karathakolo	70 - 80									-
Woodapple	40 - 50									-
Avocado	470 - 500									-
Orange	85 - 100									-

Data Management Division
Hector Kobbekaduwa Agrarian
Research and Training Institute
P.O. Box 1522

හෙක්ටර් කොබ්බෑකඩුව ගොවිකටයුතු පර්යේෂණ හා පුහුණු කිරීමේ ආයතනය

Hector Kobbekaduwa Agrarian Research and Training Institute

දත්ත කළමනාකරණ අංශය

තොග මිල ගණන් (කිලෝවකට රුපියල්)

Wholesale Prices (Rs/Kg)

වර්ගය	2025.12.23 පැලියගොඩ වෙළඳපොළ	2025.12.23 මහනුවර වෙළඳපොළ	2025.12.23 දඹුල්ල වෙළඳපොළ	2025.12.22 මීගොඩ වෙළඳපොළ	2025.12.23 නොරොච්චෝලේ වෙළඳපොළ	2025.12.23 තඹුත්තේගම වෙළඳපොළ	2025.12.23 කැප්පෙට්පොළ වෙළඳපොළ	2025.12.23 නුවරඑළිය වෙළඳපොළ	2025.12.23 බණ්ඩාරවෙල වෙළඳපොළ	2025.12.22 වේයන්ගොඩ වෙළඳපොළ
උඩරට එළවළු										
බෝංචි	900 - 1000	650 - 700	580 - 650	700 - 800	-	650 - 700	700 - 750	750 - 800	720 - 760	680 - 720
කැරට්	160 - 200	170 - 200	150 - 220	240 - 260	-	220 - 280	140 - 160	220 - 230	200 - 220	220 - 260
ලීක්ස්	200 - 250	200 - 220	180 - 230	230 - 270	-	230 - 280	160 - 180	220 - 230	190 - 220	220 - 260
බීට්රූට්	450 - 480	430 - 450	450 - 520	480 - 550	500 - 600	550 - 600	-	-	-	540 - 580
බීට්රූට් (නුවරඑළිය)	500 - 550	480 - 500	580 - 600	-	-	-	450 - 500	380 - 400	460 - 480	-
නෝකෝල්	300 - 350	250 - 300	380 - 400	430 - 450	-	-	350 - 400	350 - 380	350 - 370	400 - 450
රාබු	160 - 200	130 - 150	160 - 180	180 - 220	80 - 160	200 - 240	100 - 110	170 - 190	130 - 150	140 - 160
ගෝවා (නුවරඑළිය)	-	240 - 250	-	-	-	-	150 - 180	240 - 250	200 - 220	-
ගෝවා (නුවර)	200 - 250	150 - 200	180 - 230	250 - 310	170 - 220	250 - 300	-	-	-	250 - 300
තක්කාලි	600 - 650	580 - 620	500 - 580	650 - 700	-	500 - 550	550 - 600	650 - 700	530 - 580	570 - 620
පහතරට එළවළු										
බණ්ඩක්කා	160 - 200	180 - 200	150 - 180	200 - 260	220 - 230	200 - 240	-	-	160 - 180	180 - 240
වම්බටු	400 - 500	400 - 450	500 - 580	450 - 550	-	630 - 680	400 - 450	-	440 - 460	500 - 600
මාළු මිරිස්	1200 - 1300	900 - 950	1100 - 1250	1250 - 1300	800 - 900	1200 - 1300	1000 - 1100	1100 - 1200	1000 - 1100	1200 - 1400
වට්ටක්කා	80 - 120	100 - 110	70 - 100	90 - 110	80 - 100	80 - 100	90 - 100	-	80 - 100	90 - 100
පිපිඤ්ඤා	120 - 150	120 - 130	100 - 130	130 - 170	80 - 130	80 - 100	150 - 160	-	130 - 150	100 - 140
කරවිල	700 - 750	530 - 550	550 - 700	770 - 820	-	650 - 700	-	-	650 - 680	800 - 830
පතෝල	300 - 400	400 - 420	350 - 430	380 - 400	350 - 360	380 - 450	-	-	440 - 460	450 - 480
මුරුංගා	-		-	-	-	-	-	-	-	-
වැටකොළු	500 - 550	430 - 450	400 - 450	430 - 450	-	350 - 400	-	-	470 - 480	460 - 500
මෑකරල්	400 - 500	400 - 450	350 - 450	430 - 450	350 - 360	500 - 550	-	-	350 - 380	370 - 400
අළු කෙසෙල්	150 - 200	150 - 170	160 - 180	170 - 200	80 - 100	150 - 180	-	-	130 - 150	180 - 200
අමු මිරිස්	750 - 850	700 - 750	850 - 1000	850 - 900	850 - 850	850 - 1000	600 - 650	-	800 - 900	900 - 1000
දෙහි	200 - 300	200 - 220	180 - 220	250 - 300	-	160 - 200	-	-	300 - 350	240 - 280
බතල	200 - 220	170 - 190	150 - 180	200 - 220	-	150 - 180	200 - 220	-	200 - 220	200 - 220
මඤ්ඤොක්කා	70 - 100	100 - 120	80 - 120	110 - 130	70 - 90	80 - 100	100 - 110	-	-	100 - 120
එළබටු	500 - 550	480 - 500	550 - 600	600 - 650	-	500 - 600			500 - 530	600 - 630
අර්තාපල් (ආනයනික)	160 - 220	170 - 190	160 - 170	160 - 180	-	160 - 185	-	-	160 - 190	175 - 180
අර්තාපල් (වැලිමඩ)	-	-	230 - 240	265 - 270	-	-	240 - 260	-	260 - 280	280 - 300
අර්තාපල් (නුවරඑළිය)	320 - 350	290 - 300	-	320 - 330	-	-	-	280 - 290	-	-
ලොකුළූණු (ආනයනික)	100 - 190	150 - 210	120 - 190	150 - 195	-	155 - 180	185 - 190	-	180 - 190	155 - 170
ලොකුළූණු දේශීය	-	-	230 - 250	260 - 270	-	160 - 200	250 - 260	-	250 - 260	-
කෙසෙල්										
ඇඹුල් (කිලෝවකට)	120 - 140	100 - 130								-
කෝලිකුට්ටු (කිලෝවකට)	220 - 230	210 - 220								-
සීනි (කිලෝවකට)	100 - 120	100 - 130								-
ආනමාළු (එකකට රු.)	31 - 34	-								-
ගස්ලබු (කිලෝවකට))	160 - 200	170 - 180								-
වැල්දොඩම් (එකකට රු.)	30 - 35									-
පළතුරු (එකකට රු.)										
අන්නාස -ලොකු ප්‍රමාණය	300 - 330									
- මධ්‍යම ප්‍රමාණය	250 - 270									-
- කුඩා ප්‍රමාණය	190 - 220									-
අඹ - බෙට්ටි	-									
-කර්තකොලොම්බන්	70 - 80									-
දිවුල්	40 - 50									-
අලිපේර	470 - 500									-
දොඩම්	85 - 100									-

Note:
Usually, the price collection for Veyangoda and Meegoda wholesale markets is done the previous day between 6.00 pm and 8.30 pm, and for all other wholesale markets, the price collection is done between 7.00 am and 2.00 pm.

Data Management Division
Hector Kobbekaduwa Agrarian
Research and Training Institute
P.O. Box 1522
Colombo.

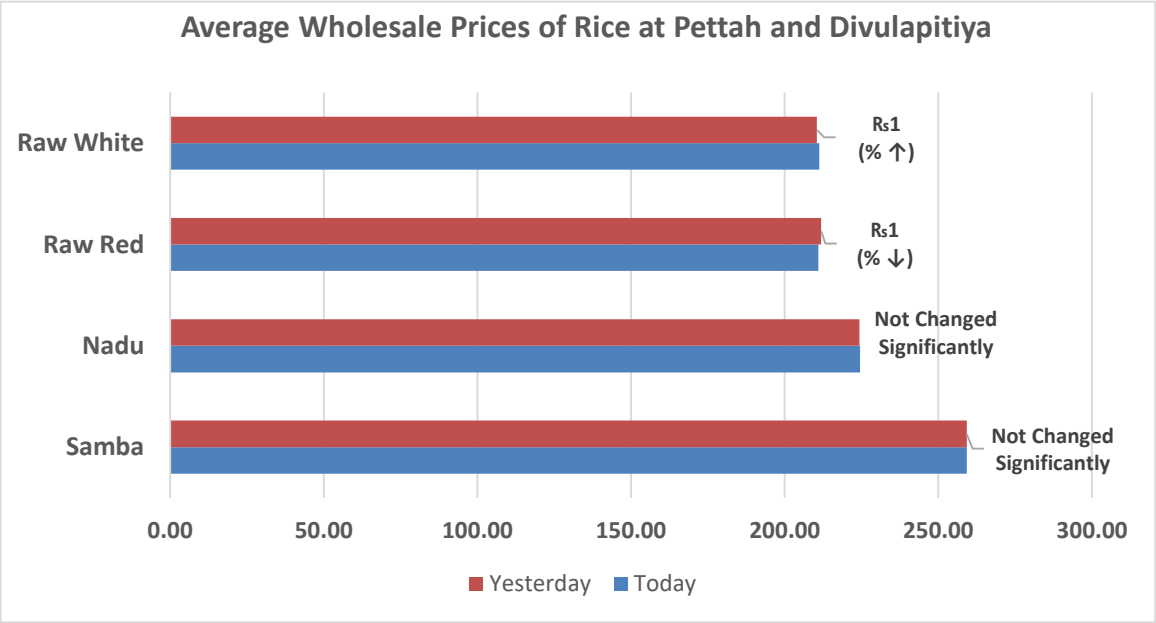
Average Wholesale Prices of Rice at Pettah and Divulapitiya
Raw White
Raw Red
Nadu
Samba
Rs1
(% ↑)
Rs1
(% ↓)
Not Changed
Significantly
Not Changed
Significantly
0.00
50.00
100.00
150.00
200.00
250.00
300.00
Yesterday
Today

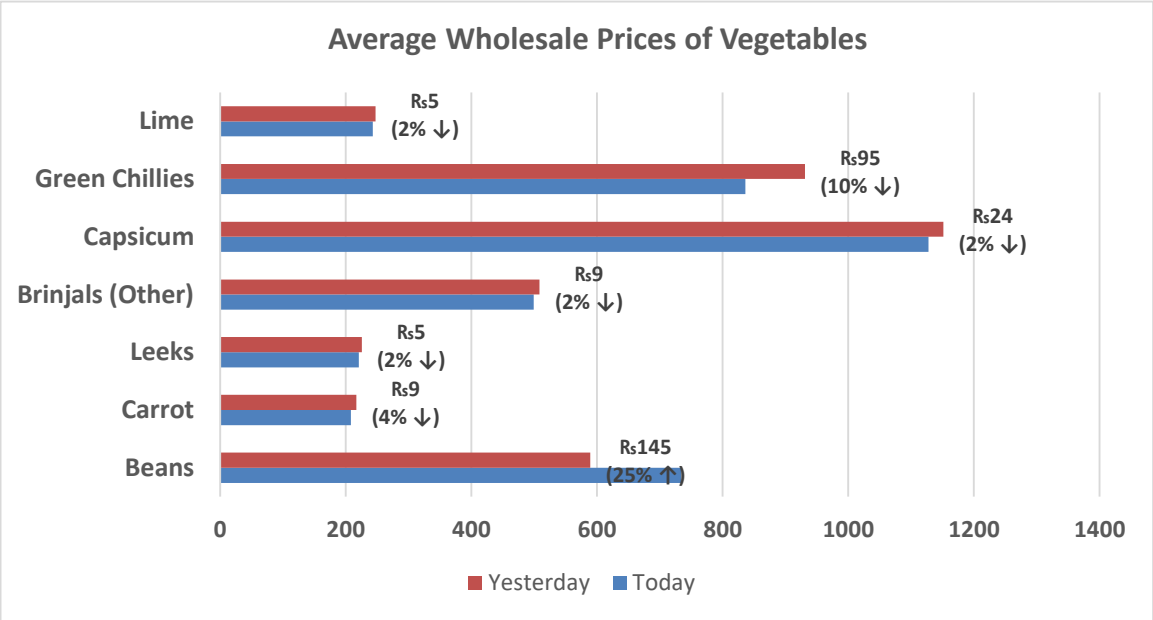
Average Wholesale Prices of Vegetables
Lime
Green Chillies
Capsicum
Brinjals (Other)
Leeks
Carrot
Beans
Rs5
(2% ↓)
Rs95
(10% ↓)
Rs24
(2% ↓)
Rs9
(2% ↓)
Rs5
(2% ↓)
Rs9
(4% ↓)
Rs145
(25% ↑)
0
200
400
600
800
1000
1200
1400
Yesterday
Today

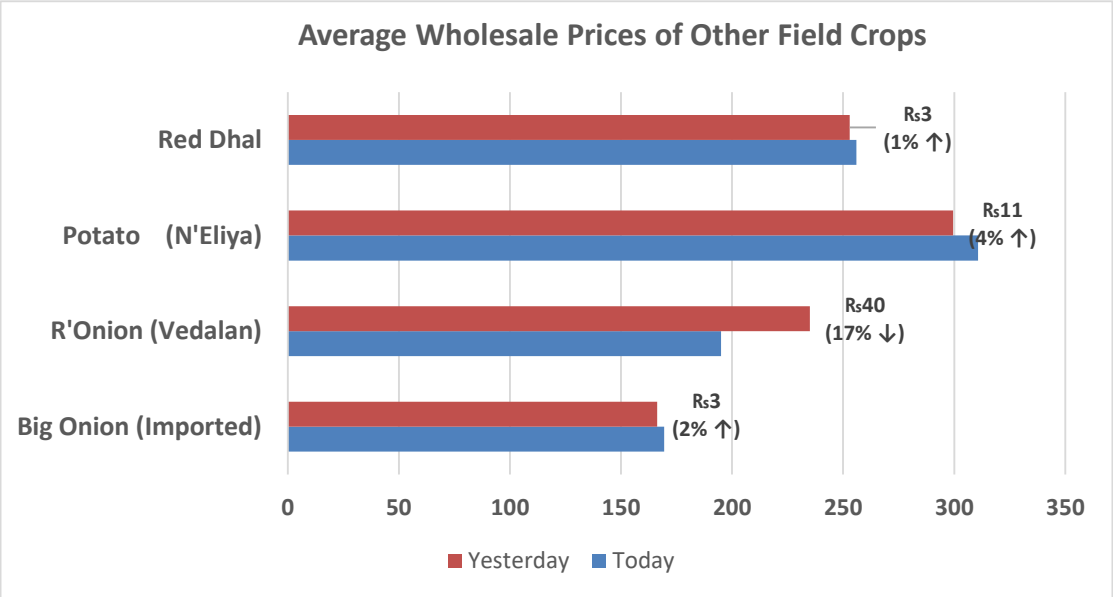
Average Wholesale Prices of Other Field Crops
Red Dhal
Potato (N'Eliya)
R'Onion (Vedalan)
Big Onion (Imported)
Rs3
(1% ↑)
Rs11
(4% ↑)
Rs40
(17% ↓)
Rs3
(2% ↑)
0
50
100
150
200
250
300
350
Yesterday
Today

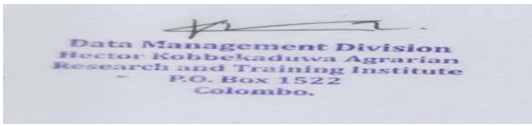
Data Management Division
Hector Kobbekaduwa Agrarian
Research and Training Institute
P.O. Box 1522
Colombo.