Hector Kobbekaduwa Agrarian Research and Training Institute
Data Management Division
(Wholesale Prices of Rice & Subsidiary Food Crops)

2025.12.18

Item	Pettah				Marandagahamula			
	Range	Average		Change *	Range	Average		Change *
	2025.12.18	2025.12.18	2025.12.17		2025.12.18	2025.12.18	2025.12.17	
Rice (Rs/kg)								
Samba 1	260.00 - 265.00	262.00	252.00	10.00	260.00 - 265.00	263.20	263.40	-0.20
Samba 2	250.00 - 255.00	251.67	246.25	5.42	252.00 - 256.00	254.60	254.00	0.60
Keeri Samba	320.00 - 330.00	326.00	326.00		322.00 - 325.00	323.40	323.20	0.20
Nadu 1	225.00 - 230.00	227.00	223.00	4.00	227.00 - 228.00	227.60	227.20	0.40
Nadu 2	220.00 - 222.00	221.00	217.00	4.00	221.00 - 225.00	223.20	223.40	-0.20
Raw red	205.00 - 215.00	209.00	208.00	1.00	206.00 - 209.00	207.60	206.80	0.80
Raw White	210.00 - 215.00	213.40	215.00	-1.60	206.00 - 211.00	208.60	207.40	1.20
Imported Rice								
Ponne Samba	230.00 - 235.00	232.50	232.50		232.00 - 232.00	232.00	232.00	
Nadu	-				-			
Raw White	-				-			
Raw red								
Subsidiary Food Crops								
Dried Chillies (Rs/Kg)								
Imported	750.00 - 800.00	775.00	825.00	-50.00				
Local								
Onion (Rs/Kg)								
Sinnan	-							
Vedalan	180.00 - 220.00	200.00	285.00	-85.00				
Imported	280.00 - 320.00	300.00	330.00	-30.00				
Big Onion								
Imported	160.00 - 200.00	180.00	165.00	15.00				
Local	210.00 - 220.00	215.00	225.00	-10.00				
Potatoes (Rs/Kg)								
Welimada	-							
Nuwaraeliya	280.00 - 330.00	302.00	304.00	-2.00				
Imported	180.00 - 220.00	196.00	180.00	16.00				
Pulses (Rs/Kg)								
Green Gram	550.00 - 800.00	700.00	610.00	90.00				
Cowpea (White)	750.00 - 850.00	787.50	825.00	-37.50				
Red Dhal	255.00 - 265.00	261.00	263.00	-2.00				
Consumption Item(Rs/Kg)								
Sugar(White)	197.00 - 198.00	197.50	199.00	-1.50				
Wheat Flour	145.00 - 175.00	160.00	161.50	-1.50				
Eggs (Rs/Egg)								
Brown	42.00 - 43.00	42.50	44.50	-2.00				
White	40.00 - 40.00	40.00	42.00	-2.00				

Data Management Division
Hector Kobbekaduwa Agrarian
Research and Training Institute
P.O. Box 1522
Colombo.

Hector Kobbekaduwa Agrarian Research and Training Institute
Data Management Division

Variety	2025.12.18 Peliyagoda Market	2025.12.18 Kandy Market	2025.12.18 Dambulla Market	2025.12.17 Meegoda Market	2025.12.18 Norochchole Market	2025.12.18 Thambuththegama Market	2025.12.18 Keppetipola Market	2025.12.18 Nuwaraeliya Market	2025.12.18 Bandarawela Market	2025.12.17 Veyangoda Market
Up Country Vegetable										
Beans	450 - 500	550 - 600	400 - 500	480 - 550	-	500 - 600	400 - 450	460 - 500	430 - 500	500 - 550
Carrot	160 - 200	180 - 200	150 - 200	220 - 250	-	230 - 280	200 - 230	220 - 240	190 - 220	220 - 250
Leeks	250 - 280	220 - 230	200 - 240	230 - 260	-	230 - 270	180 - 200	220 - 240	200 - 220	220 - 250
Beet root	450 - 500	430 - 450	350 - 400	530 - 550	400 - 500	550 - 600	-	-	-	500 - 550
Beet root (N Eliya)	550 - 600	480 - 500	450 - 480	-	-	-	400 - 450	340 - 360	430 - 450	-
Knolkhol	250 - 300	300 - 330	300 - 360	450 - 480	200 - 320	-	360 - 400	360 - 380	330 - 350	420 - 450
Raddish	160 - 200	150 - 180	160 - 180	180 - 220	120 - 150	220 - 250	120 - 150	160 - 180	140 - 150	180 - 220
Cabbage (N'Eliya)	-	330 - 340	-	-	-	-	200 - 250	260 - 280	200 - 250	-
Cabbage (Kandy)	220 - 250	250 - 300	280 - 320	240 - 290	230 - 270	300 - 330	-	-	-	230 - 280
Tomato	480 - 500	350 - 380	380 - 450	470 - 500	-	300 - 350	400 - 450	450 - 480	450 - 470	460 - 500
Low country Vegetable										
Ladies Fingers	150 - 180	200 - 220	150 - 180	250 - 300	180 - 200	200 - 250	-	-	200 - 220	240 - 280
Brinjals	400 - 500	450 - 480	500 - 600	500 - 600	-	500 - 600	400 - 450	-	440 - 480	500 - 580
Capsicum	900 - 1100	900 - 950	1000 - 1100	1000 - 1100	-	1000 - 1200	1000 - 1100	1200 - 1250	1000 - 1100	1100 - 1200
Pumpkin	70 - 100	90 - 100	60 - 90	100 - 110	80 - 100	60 - 80	90 - 100	-	80 - 100	90 - 110
Cucumber	120 - 150	120 - 130	60 - 100	150 - 220	100 - 140	100 - 120	140 - 150	-	140 - 150	160 - 200
Bitter Gourd	650 - 700	600 - 630	700 - 750	750 - 850	580 - 600	650 - 700	-	-	600 - 640	800 - 850
Snake Gourd	400 - 500	430 - 450	380 - 450	430 - 460	400 - 410	350 - 400	-	-	420 - 450	420 - 450
Drumstick	-		-	-	-	-	-	-	-	-
Luffa	450 - 500	450 - 500	400 - 480	450 - 500	400 - 450	430 - 500	-	-	450 - 480	480 - 530
Long Beans	250 - 350	400 - 450	450 - 500	580 - 620	350 - 400	420 - 480	-	-	320 - 350	550 - 600
Ash Plantains	120 - 150	150 - 170	150 - 180	140 - 160	80 - 120	70 - 80	-	-	120 - 150	160 - 180
Green Chillies	1000 - 1100	850 - 900	1000 - 1200	1100 - 1200	1000 - 1000	1000 - 1100	1000 - 1100	-	1000 - 1050	1100 - 1200
Lime	200 - 300	250 - 280	200 - 250	230 - 250	-	200 - 220	-	-	300 - 350	240 - 260
Sweet Potatoe	200 - 230	180 - 200	160 - 180	190 - 220	-	180 - 220	200 - 220	-	190 - 200	200 - 220
Manioc	70 - 120	110 - 120	80 - 100	100 - 110	90 - 100	90 - 100	100 - 120	-	-	120 - 140
Eggplant	450 - 460	430 - 450	500 - 580	550 - 600	280 - 350	400 - 500			500 - 530	550 - 600
Potato(Imported)	180 - 220	165 - 180	145 - 190	160 - 190	-	155 - 180	-	-	180 - 190	165 - 190
Potato (Welimada)	-	-	220 - 230	260 - 270	-	-	240 - 260	-	260 - 280	260 - 280
Potato (Nuwaraeliya)	280 - 330	290 - 300	-	300 - 320	-	-	-	270 - 280	-	300 - 320
B'Onion Imported	160 - 200	185 - 215	160 - 170	170 - 175	-	180 - 200	180 - 200	-	195 - 210	170 - 180
Big-onion Local	210 - 220	240 - 250	200 - 220	230 - 240	-	200 - 230	230 - 240	-	230 - 240	230 - 240
Banana										
Ambul(Rs/Kg)	100 - 130	100 - 120								-
Kolikuttu	200 - 220	200 - 210								-
Seeni	90 - 120	100 - 120								-
Anamalu (Rs/Fruits)	29 - 31	-								-
Papaya (Rs/Kg)	200 - 220	180 - 190								-
Passion Fruits(Rs/Fruit	25 - 30									-
Other Fruits (Rs/Fruit)										
Pineapple - Large	300 - 320									
- Medium	250 - 260									-
- Small	180 - 200									-
Mango - Betti	-									
- Karathakolo	85 - 100									-
Woodapple	46 - 50									-
Avocado	400 - 520									-
Orange	85 - 100									-

Data Management Division
Hector Kobbekaduwa Agrarian
Research and Training Institute
P.O. Box 1522

හෙක්ටර් කොබ්බෑකඩුව ගොවිකටයුතු පර්යේෂණ හා පුහුණු කිරීමේ ආයතනය

Hector Kobbekaduwa Agrarian Research and Training Institute

දත්ත කළමනාකරණ අංශය

තොග මිල ගණන් (කිලෝවකට රුපියල්)

Wholesale Prices (Rs/Kg)

වර්ගය	2025.12.18 පැලියගොඩ වෙළඳපොළ	2025.12.18 මහනුවර වෙළඳපොළ	2025.12.18 දඹුල්ල වෙළඳපොළ	2025.12.17 මීගොඩ වෙළඳපොළ	2025.12.18 නොරොච්චෝලේ වෙළඳපොළ	2025.12.18 තඹුත්තේගම වෙළඳපොළ	2025.12.18 කැප්පෙට්පොළ වෙළඳපොළ	2025.12.18 නුවරඑළිය වෙළඳපොළ	2025.12.18 බණ්ඩාරවෙල වෙළඳපොළ	2025.12.17 වේයන්ගොඩ වෙළඳපොළ
උඩරට එළවළු										
බෝංචි	450 - 500	550 - 600	400 - 500	480 - 550	-	500 - 600	400 - 450	460 - 500	430 - 500	500 - 550
කැරට්	160 - 200	180 - 200	150 - 200	220 - 250	-	230 - 280	200 - 230	220 - 240	190 - 220	220 - 250
ලීක්ස්	250 - 280	220 - 230	200 - 240	230 - 260	-	230 - 270	180 - 200	220 - 240	200 - 220	220 - 250
බීට්රූට්	450 - 500	430 - 450	350 - 400	530 - 550	400 - 500	550 - 600	-	-	-	500 - 550
බීට්රූට් (නුවරඑළිය)	550 - 600	480 - 500	450 - 480	-	-	-	400 - 450	340 - 360	430 - 450	-
නෝකෝල්	250 - 300	300 - 330	300 - 360	450 - 480	200 - 320	-	360 - 400	360 - 380	330 - 350	420 - 450
රාබු	160 - 200	150 - 180	160 - 180	180 - 220	120 - 150	220 - 250	120 - 150	160 - 180	140 - 150	180 - 220
ගෝවා (නුවරඑළිය)	-	330 - 340	-	-	-	-	200 - 250	260 - 280	200 - 250	-
ගෝවා (නුවර)	220 - 250	250 - 300	280 - 320	240 - 290	230 - 270	300 - 330	-	-	-	230 - 280
තක්කාලි	480 - 500	350 - 380	380 - 450	470 - 500	-	300 - 350	400 - 450	450 - 480	450 - 470	460 - 500
පහතරට එළවළු										
බණ්ඩක්කා	150 - 180	200 - 220	150 - 180	250 - 300	180 - 200	200 - 250	-	-	200 - 220	240 - 280
වම්බටු	400 - 500	450 - 480	500 - 600	500 - 600	-	500 - 600	400 - 450	-	440 - 480	500 - 580
මාළු මිරිස්	900 - 1100	900 - 950	1000 - 1100	1000 - 1100	-	1000 - 1200	1000 - 1100	1200 - 1250	1000 - 1100	1100 - 1200
වට්ටක්කා	70 - 100	90 - 100	60 - 90	100 - 110	80 - 100	60 - 80	90 - 100	-	80 - 100	90 - 110
පිපිඤ්ඤා	120 - 150	120 - 130	60 - 100	150 - 220	100 - 140	100 - 120	140 - 150	-	140 - 150	160 - 200
කරවිල	650 - 700	600 - 630	700 - 750	750 - 850	580 - 600	650 - 700	-	-	600 - 640	800 - 850
පතෝල	400 - 500	430 - 450	380 - 450	430 - 460	400 - 410	350 - 400	-	-	420 - 450	420 - 450
මුරුංගා	-		-	-	-	-	-	-	-	-
වැටකොළු	450 - 500	450 - 500	400 - 480	450 - 500	400 - 450	430 - 500	-	-	450 - 480	480 - 530
මෑකරල්	250 - 350	400 - 450	450 - 500	580 - 620	350 - 400	420 - 480	-	-	320 - 350	550 - 600
අළු කෙසෙල්	120 - 150	150 - 170	150 - 180	140 - 160	80 - 120	70 - 80	-	-	120 - 150	160 - 180
අමු මිරිස්	1000 - 1100	850 - 900	1000 - 1200	1100 - 1200	1000 - 1000	1000 - 1100	1000 - 1100	-	1000 - 1050	1100 - 1200
දෙහි	200 - 300	250 - 280	200 - 250	230 - 250	-	200 - 220	-	-	300 - 350	240 - 260
බතල	200 - 230	180 - 200	160 - 180	190 - 220	-	180 - 220	200 - 220	-	190 - 200	200 - 220
මඤ්ඤොක්කා	70 - 120	110 - 120	80 - 100	100 - 110	90 - 100	90 - 100	100 - 120	-	-	120 - 140
එළබටු	450 - 460	430 - 450	500 - 580	550 - 600	280 - 350	400 - 500			500 - 530	550 - 600
අර්තාපල් (ආනයනික)	180 - 220	165 - 180	145 - 190	160 - 190	-	155 - 180	-	-	180 - 190	165 - 190
අර්තාපල් (වැලිමඩ)	-	-	220 - 230	260 - 270	-	-	240 - 260	-	260 - 280	260 - 280
අර්තාපල් (නුවරඑළිය)	280 - 330	290 - 300	-	300 - 320	-	-	-	270 - 280	-	300 - 320
ලොකුළූණු (ආනයනික)	160 - 200	185 - 215	160 - 170	170 - 175	-	180 - 200	180 - 200	-	195 - 210	170 - 180
ලොකුළූණු දේශීය	210 - 220	240 - 250	200 - 220	230 - 240	-	200 - 230	230 - 240	-	230 - 240	230 - 240
කෙසෙල්										
ඇඹුල් (කිලෝවකට)	100 - 130	100 - 120								-
කෝලිකුට්ටු (කිලෝවකට)	200 - 220	200 - 210								-
සීනි (කිලෝවකට)	90 - 120	100 - 120								-
ආනමාළු (එකකට රු.)	29 - 31	-								-
ගස්ලබු (කිලෝවකට))	200 - 220	180 - 190								-
වැල්දොඩම් (එකකට රු.)	25 - 30									-
පළතුරු (එකකට රු.)										
අන්නාස -ලොකු ප්‍රමාණය	300 - 320									
- මධ්‍යම ප්‍රමාණය	250 - 260									-
- කුඩා ප්‍රමාණය	180 - 200									-
අඹ - බෙට්ටි	-									
-කර්තකොලොම්බන්	85 - 100									-
දිවුල්	46 - 50									-
අලිඡේර	400 - 520									-
දොඩම්	85 - 100									-

Note:
Usually, the price collection for Veyangoda and Meegoda wholesale markets is done the previous day between 6.00 pm and 8.30 pm, and for all other wholesale markets, the price collection is done between 7.00 am and 2.00 pm.

Data Management Division
Hector Kobbekaduwa Agrarian
Research and Training Institute
P.O. Box 1522
Colombo.

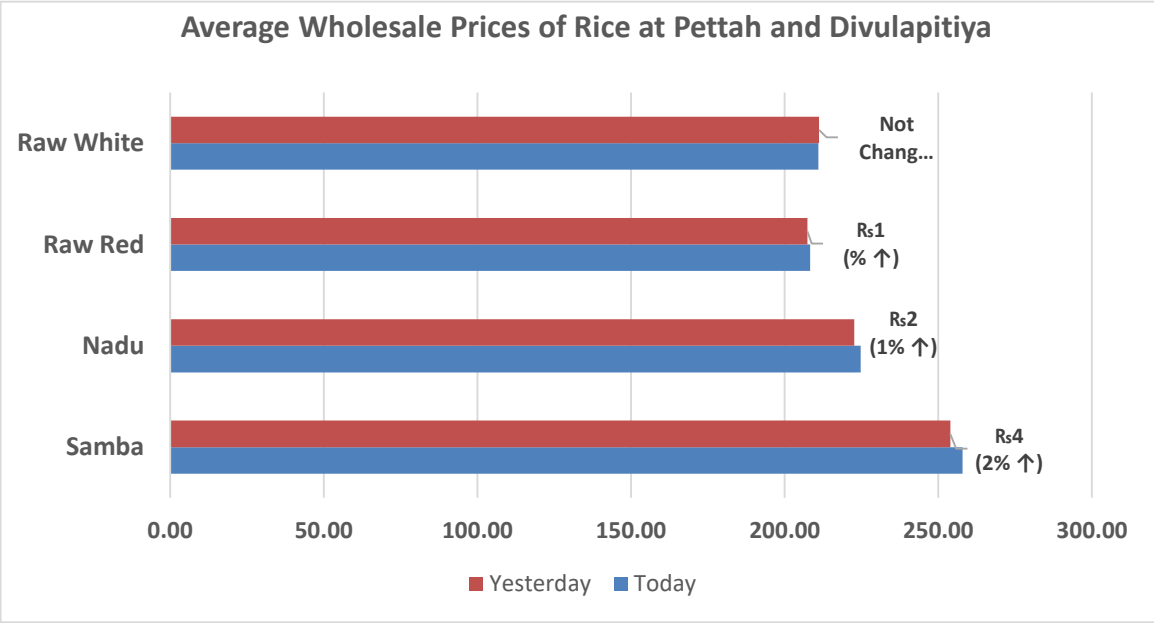
Average Wholesale Prices of Rice at Pettah and Divulapitiya
Raw White
Raw Red
Nadu
Samba
Not Chang...
Rs1 (% ↑)
Rs2 (1% ↑)
Rs4 (2% ↑)
0.00
50.00
100.00
150.00
200.00
250.00
300.00
Yesterday
Today

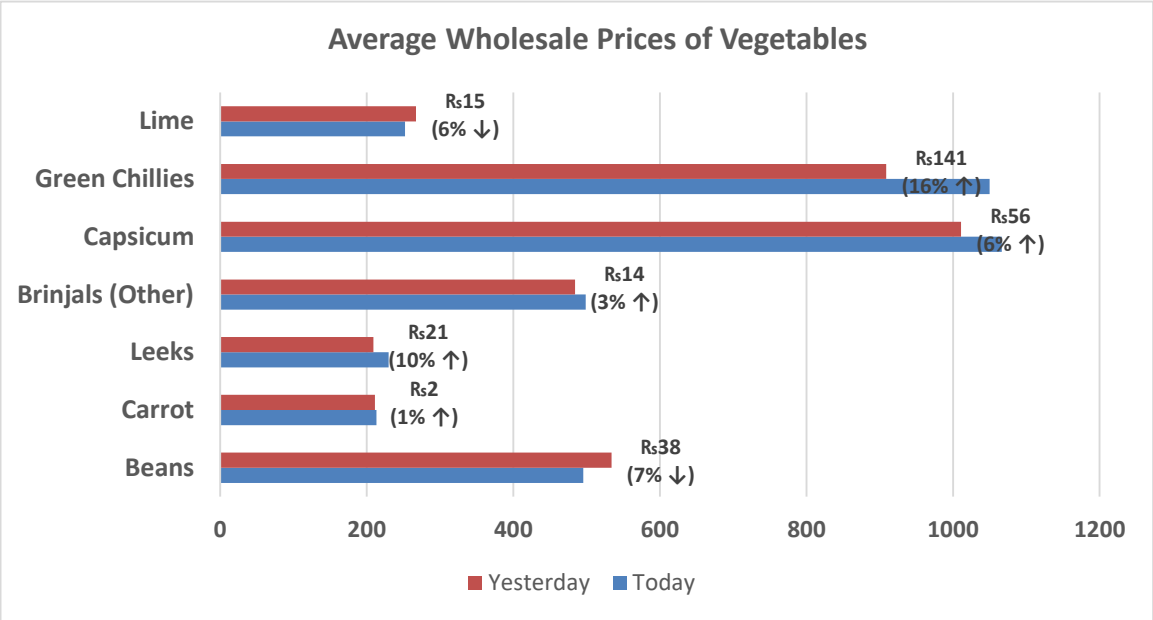
Average Wholesale Prices of Vegetables
Lime
Green Chillies
Capsicum
Brinjals (Other)
Leeks
Carrot
Beans
Rs15 (6% ↓)
Rs141 (16% ↑)
Rs56 (6% ↑)
Rs14 (3% ↑)
Rs21 (10% ↑)
Rs2 (1% ↑)
Rs38 (7% ↓)
0
200
400
600
800
1000
1200
Yesterday
Today

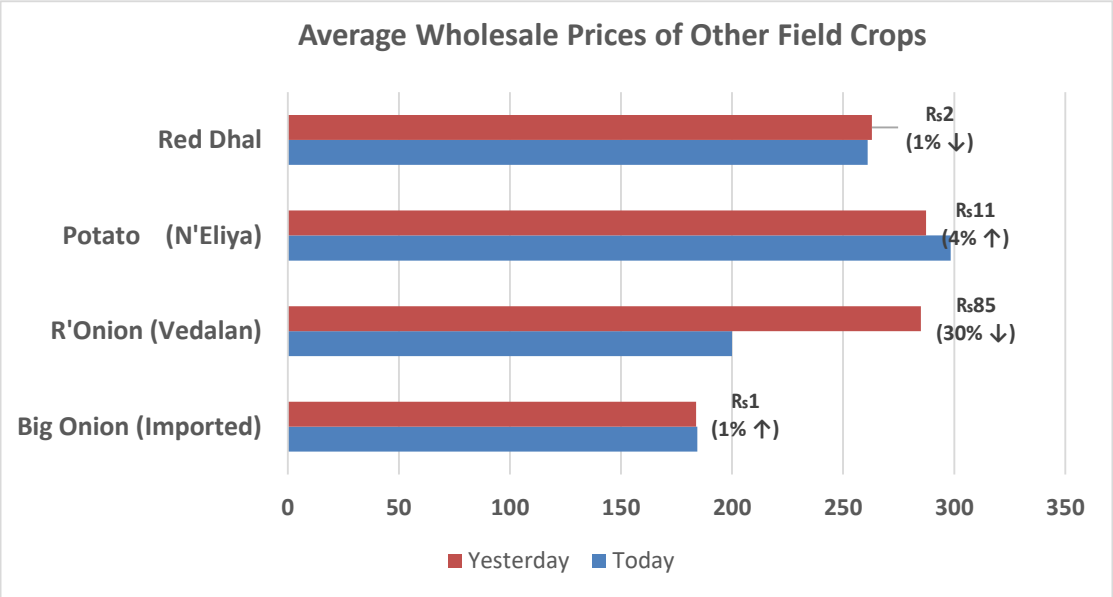
Average Wholesale Prices of Other Field Crops
Red Dhal
Potato (N'Eliya)
R'Onion (Vedalan)
Big Onion (Imported)
Rs2
(1% ↓)
Rs11
(4% ↑)
Rs85
(30% ↓)
Rs1
(1% ↑)
0
50
100
150
200
250
300
350
Yesterday
Today

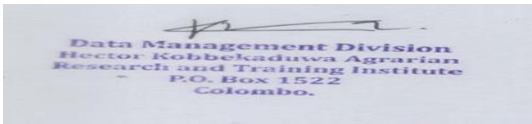
Data Management Division
Hector Kobbekaduwa Agrarian
Research and Training Institute
P.O. Box 1522
Colombo.