Hector Kobbekaduwa Agrarian Research and Training Institute
Data Management Division
(Wholesale Prices of Rice & Subsidiary Food Crops)

2025.12.05

Item	Pettah				Marandagahamula			
	Range	Average		Change *	Range	Average		Change *
	2025.12.05	2025.12.05	2025.12.03		2025.12.05	2025.12.05	2025.12.03	
Rice (Rs/kg)								
Samba 1	245.00 - 250.00	247.00	243.00	4.00	260.00 - 265.00	262.40	261.60	0.80
Samba 2	240.00 - 242.00	241.00	236.50	4.50	245.00 - 250.00	246.80	247.00	-0.20
Keeri Samba	310.00 - 330.00	322.00	322.00		308.00 - 320.00	313.60	313.60	
Nadu 1	220.00 - 230.00	222.00	220.00	2.00	225.00 - 227.00	226.20	226.00	0.20
Nadu 2	215.00 - 217.00	215.80	211.20	4.60	212.00 - 215.00	213.20	212.20	1.00
Raw red	205.00 - 210.00	208.00	206.00	2.00	200.00 - 206.00	202.60	203.20	-0.60
Raw White	210.00 - 215.00	212.00	209.00	3.00	196.00 - 204.00	200.40	201.40	-1.00
Imported Rice								
Ponne Samba	230.00 - 235.00	232.50	232.50		230.00 - 230.00	230.00	230.00	
Nadu	-				-			
Raw White	-				-			
Raw red								
Subsidiary Food Crops								
Dried Chillies (Rs/Kg)								
Imported	800.00 - 850.00	825.00	825.00					
Local								
Onion (Rs/Kg)								
Sinnan	-							
Vedalan	290.00 - 300.00	295.00	325.00	-30.00				
Imported	370.00 - 380.00	375.00	365.00	10.00				
Big Onion								
Imported	175.00 - 190.00	182.50	170.00	12.50				
Local	-		210.00					
Potatoes (Rs/Kg)								
Welimada	-							
Nuwaraeliya	300.00 - 300.00	300.00	388.00	-88.00				
Imported	170.00 - 210.00	194.00	194.00					
Pulses (Rs/Kg)								
Green Gram	550.00 - 875.00	712.50	700.00	12.50				
Cowpea (White)	800.00 - 850.00	825.00	835.00	-10.00				
Red Dhal	250.00 - 260.00	254.00	246.00	8.00				
Consumption Item(Rs/Kg)								
Sugar(White)	198.00 - 200.00	199.00	202.50	-3.50				
Wheat Flour	147.00 - 176.00	161.50	160.00	1.50				
Eggs (Rs/Egg)								
Brown	-		38.00					
White	40.00 - 42.00	41.00	36.50	4.50				

Data Management Division
Hector Kobbekaduwa Agrarian
Research and Training Institute
P.O. Box 1522
Colombo.

Hector Kobbekaduwa Agrarian Research and Training Institute
Data Management Division

Variety	2025.12.05 Peliyagoda Market	2025.12.05 Kandy Market	2025.12.05 Dambulla Market	2025.12.04 Meegoda Market	2025.12.05 Norochchole Market	2025.12.05 Thambuththegama Market	2025.12.05 Keppetipola Market	2025.12.05 Nuwaraeliya Market	2025.12.05 Bandarawela Market	2025.12.04 Veyangoda Market
Up Country Vegetable										
Beans	800 - 900	700 - 750	550 - 650	-	-	700 - 800	750 - 800	-	750 - 800	-
Carrot	180 - 200	250 - 300	200 - 300	-	-	330 - 350	280 - 300	-	250 - 280	-
Leeks	160 - 200	250 - 280	200 - 240	-	-	270 - 300	180 - 200	-	200 - 220	-
Beet root	300 - 320	250 - 300	200 - 300	-	280 - 350	350 - 400	-	-	-	-
Beet root (N Eliya)	350 - 400	-	-	-	-	-	250 - 270	-	280 - 300	-
Knolkhol	160 - 200	250 - 280	220 - 270	-	-	-	250 - 260	-	200 - 230	-
Raddish	100 - 120	100 - 130	120 - 130	-	120 - 150	200 - 240	90 - 100	-	80 - 90	-
Cabbage (N'Eliya)	-	150 - 160	-	-	-	-	120 - 150	-	110 - 150	-
Cabbage (Kandy)	100 - 160	100 - 130	160 - 180	-	150 - 200	200 - 220	-	-	-	-
Tomato	200 - 250	250 - 270	200 - 300	-	-	300 - 350	160 - 170	-	170 - 190	-
Low country Vegetable										
Ladies Fingers	100 - 130	230 - 250	180 - 200	-	200 - 250	220 - 250	-	-	170 - 180	-
Brinjals	250 - 300	230 - 250	300 - 350	-	-	350 - 400	150 - 170	-	160 - 200	-
Capsicum	450 - 500	600 - 650	550 - 700	-	-	800 - 1000	750 - 800	-	720 - 750	-
Pumpkin	100 - 130	120 - 130	80 - 100	-	-	100 - 120	100 - 120	-	120 - 125	-
Cucumber	120 - 150	130 - 140	100 - 120	-	100 - 120	80 - 110	160 - 165	-	120 - 140	-
Bitter Gourd	400 - 450	450 - 480	600 - 650	-	-	550 - 600	-	-	500 - 530	-
Snake Gourd	350 - 400	280 - 300	280 - 350	-	240 - 260	220 - 250	-	-	300 - 320	-
Drumstick	-		-	-	-	-	-	-	-	-
Luffa	320 - 350	300 - 320	350 - 380	-	-	300 - 350	-	-	350 - 360	-
Long Beans	400 - 450	320 - 350	280 - 400	-	240 - 260	350 - 400	-	-	320 - 350	-
Ash Plantains	100 - 120	130 - 150	80 - 100	-	80 - 100	70 - 80	-	-	110 - 130	-
Green Chillies	300 - 400	300 - 350	300 - 550	-	500 - 500	350 - 400	500 - 520	-	350 - 400	-
Lime	400 - 600	400 - 500	300 - 400	-	-	400 - 450	-	-	600 - 650	-
Sweet Potatoe	160 - 200	140 - 160	120 - 140	-	-	100 - 120	170 - 180	-	180 - 190	-
Manioc	70 - 100	100 - 120	80 - 100	-	60 - 100	80 - 100	100 - 110	-	-	-
Eggplant	250 - 300	300 - 320	350 - 400	-	-	220 - 260			320 - 330	-
Potato(Imported)	170 - 210	185 - 220	170 - 200	-	-	205 - 215	-	-	210 - 220	-
Potato (Welimada)	-	-	220 - 230	-	-	-	280 - 300	-	280 - 290	-
Potato (Nuwaraeliya)	300 - 300	300 - 310	250 - 270	-	-	-	-	-	-	-
B'Onion Imported	175 - 190	200 - 210	190 - 200	-	-	215 - 220	200 - 220	-	195 - 200	-
Big-onion Local	-	-	200 - 230	-	-	180 - 200	255 - 260	-	-	-
Banana										
Ambul(Rs/Kg)	90 - 110	110 - 120								-
Kolikuttu	180 - 200	200 - 210								-
Seeni	90 - 110	100 - 120								-
Anamalu (Rs/Fruits)	26 - 30	-								-
Papaya (Rs/Kg)	160 - 180	150 - 160								-
Passion Fruits(Rs/Fruit	35 - 40									-
Other Fruits (Rs/Fruit)										
Pineapple - Large	290 - 320									
- Medium	240 - 260									-
- Small	200 - 220									-
Mango - Betti	-									
- Karathakolo	135 - 170									-
Woodapple	50 - 55									-
Avocado	370 - 400									-
Orange	95 - 100									-

Data Management Division
Hector Kobbekaduwa Agrarian
Research and Training Institute
P.O. Box 1522

හෙක්ටර් කොබ්බෑකඩුව ගොවිකටයුතු පර්යේෂණ හා පුහුණු කිරීමේ ආයතනය

Hector Kobbekaduwa Agrarian Research and Training Institute

දත්ත කළමනාකරණ අංශය

තොග මිල ගණන් (කිලෝවකට රුපියල්)

Wholesale Prices (Rs/Kg)

වර්ගය	2025.12.05 පැලියගොඩ වෙළඳපොළ	2025.12.05 මහනුවර වෙළඳපොළ	2025.12.05 දඹුල්ල වෙළඳපොළ	2025.12.04 මීගොඩ වෙළඳපොළ	2025.12.05 නොරොච්චෝලේ වෙළඳපොළ	2025.12.05 තඹුත්තේගම වෙළඳපොළ	2025.12.05 කැප්පෙට්පොළ වෙළඳපොළ	2025.12.05 නුවරඑළිය වෙළඳපොළ	2025.12.05 බණ්ඩාරවෙල වෙළඳපොළ	2025.12.04 වේයන්ගොඩ වෙළඳපොළ
උඩරට එළවළු										
බෝංචි	800 - 900	700 - 750	550 - 650	-	-	700 - 800	750 - 800	-	750 - 800	-
කැරට්	180 - 200	250 - 300	200 - 300	-	-	330 - 350	280 - 300	-	250 - 280	-
ලීක්ස්	160 - 200	250 - 280	200 - 240	-	-	270 - 300	180 - 200	-	200 - 220	-
බීට්රූට්	300 - 320	250 - 300	200 - 300	-	280 - 350	350 - 400	-	-	-	-
බීට්රූට් (නුවරඑළිය)	350 - 400	-	-	-	-	-	250 - 270	-	280 - 300	-
නෝකෝල්	160 - 200	250 - 280	220 - 270	-	-	-	250 - 260	-	200 - 230	-
රාබු	100 - 120	100 - 130	120 - 130	-	120 - 150	200 - 240	90 - 100	-	80 - 90	-
ගෝවා (නුවරඑළිය)	-	150 - 160	-	-	-	-	120 - 150	-	110 - 150	-
ගෝවා (නුවර)	100 - 160	100 - 130	160 - 180	-	150 - 200	200 - 220	-	-	-	-
තක්කාලි	200 - 250	250 - 270	200 - 300	-	-	300 - 350	160 - 170	-	170 - 190	-
පහතරට එළවළු										
බණ්ඩක්කා	100 - 130	230 - 250	180 - 200	-	200 - 250	220 - 250	-	-	170 - 180	-
වම්බටු	250 - 300	230 - 250	300 - 350	-	-	350 - 400	150 - 170	-	160 - 200	-
මාළු මිරිස්	450 - 500	600 - 650	550 - 700	-	-	800 - 1000	750 - 800	-	720 - 750	-
වට්ටක්කා	100 - 130	120 - 130	80 - 100	-	-	100 - 120	100 - 120	-	120 - 125	-
පිපිඤ්ඤා	120 - 150	130 - 140	100 - 120	-	100 - 120	80 - 110	160 - 165	-	120 - 140	-
කරවිල	400 - 450	450 - 480	600 - 650	-	-	550 - 600	-	-	500 - 530	-
පතෝල	350 - 400	280 - 300	280 - 350	-	240 - 260	220 - 250	-	-	300 - 320	-
මුරුංගා	-		-	-	-	-	-	-	-	-
වැටකොළු	320 - 350	300 - 320	350 - 380	-	-	300 - 350	-	-	350 - 360	-
මෑකරල්	400 - 450	320 - 350	280 - 400	-	240 - 260	350 - 400	-	-	320 - 350	-
අළු කෙසෙල්	100 - 120	130 - 150	80 - 100	-	80 - 100	70 - 80	-	-	110 - 130	-
අමු මිරිස්	300 - 400	300 - 350	300 - 550	-	500 - 500	350 - 400	500 - 520	-	350 - 400	-
දෙහි	400 - 600	400 - 500	300 - 400	-	-	400 - 450	-	-	600 - 650	-
බතල	160 - 200	140 - 160	120 - 140	-	-	100 - 120	170 - 180	-	180 - 190	-
මඤ්ඤොක්කා	70 - 100	100 - 120	80 - 100	-	60 - 100	80 - 100	100 - 110	-	-	-
එළබටු	250 - 300	300 - 320	350 - 400	-	-	220 - 260			320 - 330	-
අර්තාපල් (ආනයනික)	170 - 210	185 - 220	170 - 200	-	-	205 - 215	-	-	210 - 220	-
අර්තාපල් (වැලිමඩ)	-	-	220 - 230	-	-	-	280 - 300	-	280 - 290	-
අර්තාපල් (නුවරඑළිය)	300 - 300	300 - 310	250 - 270	-	-	-	-	-	-	-
ලොකුළූණු (ආනයනික)	175 - 190	200 - 210	190 - 200	-	-	215 - 220	200 - 220	-	195 - 200	-
ලොකුළූණු දේශීය	-	-	200 - 230	-	-	180 - 200	255 - 260	-	-	-
කෙසෙල්										
ඇඹුල් (කිලෝවකට)	90 - 110	110 - 120								-
කෝලිකුට්ටු (කිලෝවකට)	180 - 200	200 - 210								-
සීනි (කිලෝවකට)	90 - 110	100 - 120								-
ආනමාළු (එකකට රු.)	26 - 30	-								-
ගස්ලබු (කිලෝවකට))	160 - 180	150 - 160								-
වැල්දොඩම් (එකකට රු.)	35 - 40									-
පළතුරු (එකකට රු.)										
අන්නාස -ලොකු ප්‍රමාණය	290 - 320									
- මධ්‍යම ප්‍රමාණය	240 - 260									-
- කුඩා ප්‍රමාණය	200 - 220									-
අඹ - බෙට්ටි	-									
-කර්තකොලොම්බන්	135 - 170									-
දිවුල්	50 - 55									-
අලිඡේර	370 - 400									-
දොඩම්	95 - 100									-

Note:
Usually, the price collection for Veyangoda and Meegoda wholesale markets is done the previous day between 6.00 pm and 8.30 pm, and for all other wholesale markets, the price collection is done between 7.00 am and 2.00 pm.

Data Management Division
Hector Kobbekaduwa Agrarian
Research and Training Institute
P.O. Box 1522
Colombo.

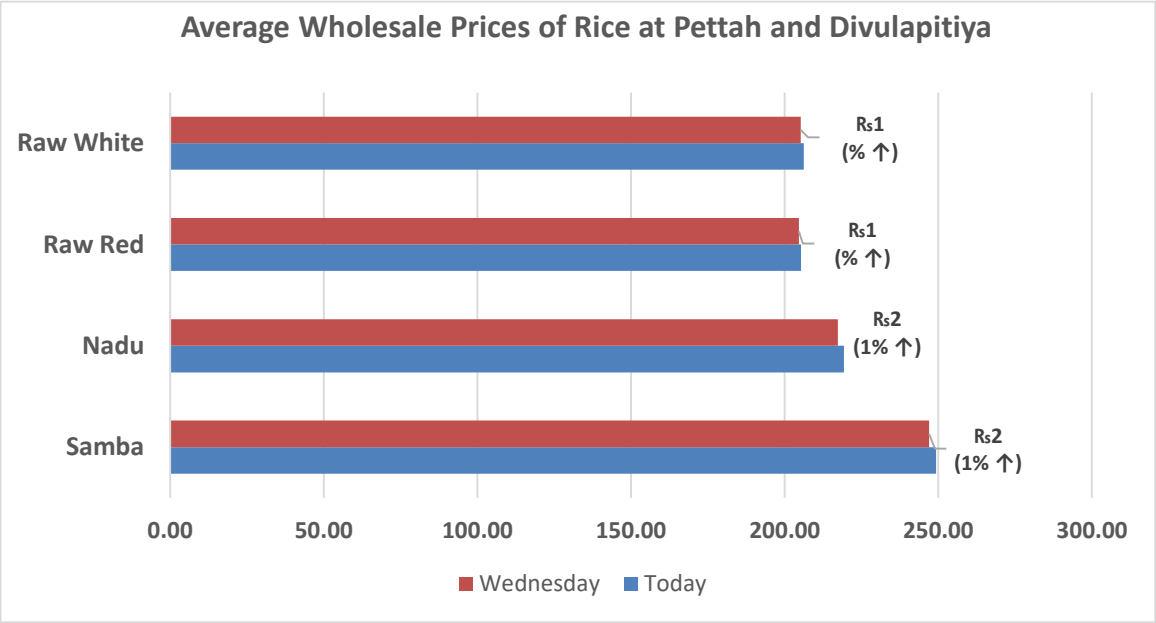
Average Wholesale Prices of Rice at Pettah and Divulapitiya
Raw White
Raw Red
Nadu
Samba
Rs1
(% ↑)
Rs1
(% ↑)
Rs2
(1% ↑)
Rs2
(1% ↑)
0.00
50.00
100.00
150.00
200.00
250.00
300.00
Wednesday
Today

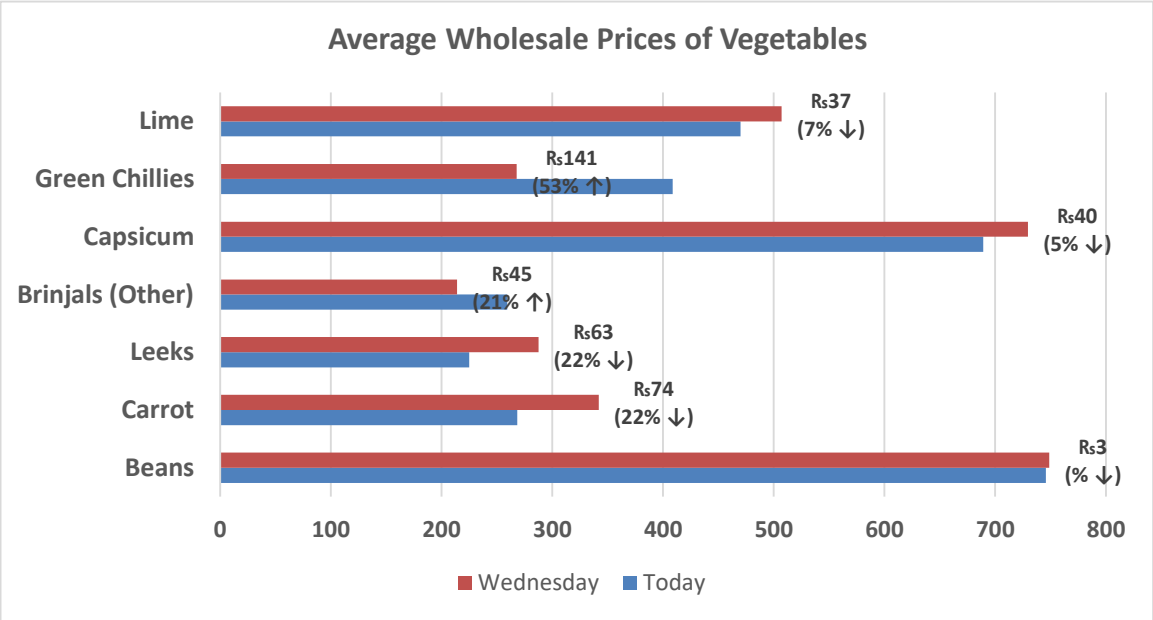
Average Wholesale Prices of Vegetables
Lime
Green Chillies
Capsicum
Brinjals (Other)
Leeks
Carrot
Beans
Rs37
(7% ↓)
Rs141
(53% ↑)
Rs40
(5% ↓)
Rs45
(21% ↑)
Rs63
(22% ↓)
Rs74
(22% ↓)
Rs3
(% ↓)
0
100
200
300
400
500
600
700
800
Wednesday
Today

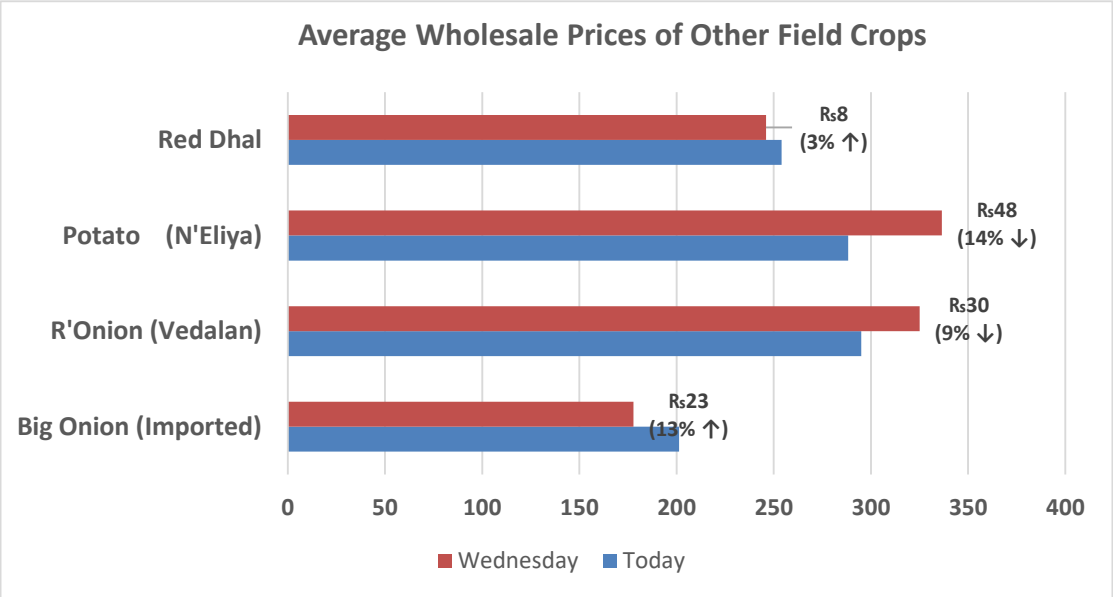
Average Wholesale Prices of Other Field Crops
Red Dhal
Potato (N'Eliya)
R'Onion (Vedalan)
Big Onion (Imported)
Rs8
(3% ↑)
Rs48
(14% ↓)
Rs30
(9% ↓)
Rs23
(13% ↑)
0
50
100
150
200
250
300
350
400
Wednesday
Today

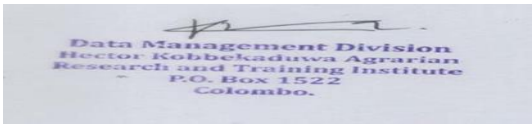
Data Management Division
Hector Kobbekaduwa Agrarian
Research and Training Institute
P.O. Box 1522
Colombo.